

CENSUS OF PALESTINE 1931

VOLUME II

PALESTINE

PART II

TABLES

BY

E. MILLS, B.A., O.B.E.

ASSISTANT CHIEF SECRETARY  
SUPERINTENDENT OF CENSUS



*By authority*

PRINTED FOR THE GOVERNMENT OF PALESTINE  
BY MESSRS. WHITEHEAD MORRIS LIMITED  
ALEXANDRIA — 1933

PRICE 500 *mils* or 10s. *od.*

# CENSUS OF PALESTINE 1931

## VOLUME II

# PALESTINE

## PART II

## TABLES

BY

**E. MILLS, B.A., O.B.E.**

ASSISTANT CHIEF SECRETARY  
SUPERINTENDENT OF CENSUS



*By authority*

PRINTED FOR THE GOVERNMENT OF PALESTINE  
BY MESSRS. WHITEHEAD MORRIS LIMITED  
ALEXANDRIA — 1933

CORRIGENDA

CENSUS REPORT

VOLUME I.

Page 87: For 'Artuf' read 'Arsuf'.

Page 127: Marginal table, last row, second column: for '169' read '164'.

Page 136: second table, row 45-50, second column: for '308' read '038'.

Page 289, paragraph 256, line 5 therein:

For '*four farmers for every ten agricultural labourers among the Jews*' read

*'fourteen farmers for every ten agricultural labourers among the Jews'.*

VOLUME II.

Page 295: Row 'Public Force', column 15: for '1,264' read '1,246'.

Page 314: Summary at head of table is in respect of Palestine Nomads omitting gypsies in Nablus. The gypsies should be included and the summary should be:—

Total earners	...	18,797
Total working and non-working dependants		47,756
Total population	...	66,553

Page 515: Table XX, Preface: The last sentence should read:—

*'The information is given in respect of subsidiary occupations only in cases in which for each of such subsidiary occupation at least fifty principal occupations were returned'.*

## TABLE OF CONTENTS.

<i>Table</i>	<i>Page</i>
I. Area, houses and population ... ..	2
II. (a) Variation in total population since 1922 ... ..	6
(b) Variation in settled population since 1922 ... ..	7
(c) Variation in nomadic population since 1922 ... ..	8
III. Summary figures for districts and sub-districts and percentage of variation 1922-1931. Palestine and each of the main religions ... ..	10
IV. Towns and villages classified by population ... ..	14
V. Towns classified by population with variation and percentage of variation since 1922 ... ..	16
VI. Part I.—Towns arranged territorially with population by religion ...	18
„ II.—Rural population arranged territorially by religion ... ..	19
VII. Religion :	
Part I.—Summary for Palestine ... ..	24
„ II.—Christian population distributed by districts, sub-districts and churches ... ..	26
„ III.—Christian population distributed by districts, churches and citizenship :	
Summary for Palestine ... ..	29
Southern District ... ..	32
Jerusalem District ... ..	35
Northern District ... ..	38
„ IV.—Christian population distributed by churches and citizenship in Jerusalem City ... ..	41
VIII. Age, sex and civil condition :	
Part I.—Summary for Palestine ... ..	46
„ II.—Details for districts and sub-districts :	
Southern District ... ..	48
Gaza Sub-district ... ..	50
Beersheba Sub-district ... ..	52
Jaffa Sub-district ... ..	54
Ramle Sub-district ... ..	56
Jerusalem District ... ..	58
Hebron Sub-district ... ..	60
Bethlehem Sub-district ... ..	62
Jerusalem Sub-district ... ..	64
Jericho Sub-district ... ..	66
Ramallah Sub-district ... ..	68
Northern District ... ..	70
Tulkarm Sub-district ... ..	72
Nablus Sub-district ... ..	74
Jenin Sub-district ... ..	76
Nazareth Sub-district ... ..	78
Beisan Sub-district ... ..	80
Tiberias Sub-district ... ..	82
Haifa Sub-district ... ..	84
Acre Sub-district ... ..	86
Safad Sub-district ... ..	88

<i>Table</i>	<i>Page</i>
VIII. Age, sex and civil condition.— <i>continued.</i>	
Part III.—Summary for towns ... ..	90
„ IV.—Details for towns—All religions ... ..	92
Details for principal towns by religion :	
Jaffa ... ..	100
Tel Aviv ... ..	102
Jerusalem ... ..	104
Haifa ... ..	106
„ V.—Details for nomads by Sub-districts ... ..	108
IX (A). Education by religion and age :	
Part I.—Summary for Palestine ... ..	110
„ II.—Details for districts :	
Southern District ... ..	111
Jerusalem District ... ..	112
Northern District ... ..	113
Part III.—Details for towns by age and district :	
Southern District ... ..	114
Jerusalem District ... ..	115
Northern District ... ..	116
Details for principal towns by religion :	
Jaffa ... ..	117
Tel Aviv ... ..	118
Jerusalem ... ..	119
Haifa ... ..	120
IX (B). Education by religion, age and years at an educational institution :	
Part I.—Summary for Palestine ... ..	124
„ II.—Details for districts :	
Southern District ... ..	128
Jerusalem District ... ..	132
Northern District ... ..	136
X. Language :	
Part I.—Summary for Palestine ... ..	142
„ II.—Summary by religions ... ..	147
„ III.—Details for districts and sub-districts by religion :	
Moslems ... ..	148
Jews ... ..	152
Christians ... ..	156
Others ... ..	160
XI. Birthplace :	
Part I.—Summary for Palestine ... ..	166
„ II.—Details for districts :	
Southern District ... ..	168
Jerusalem District ... ..	170
Northern District ... ..	172
„ III.—Summary for towns ... ..	174
„ IV.—Details for towns by districts :	
Southern District ... ..	176
Jerusalem District ... ..	178
Northern District ... ..	180
Details for principal towns by religion ... ..	182

TABLE OF CONTENTS.—*continued.*

v.

<i>Table</i>		<i>Page</i>
<b>XII.</b>	<b>Permanent place of residence :</b>	
	Part I.—Summary ... ..	188
	„ II.—Details for districts :	
	Southern District ... ..	192
	Jerusalem District ... ..	194
	Northern District ... ..	196
	„ III.—Details for towns by districts :	
	Southern District ... ..	198
	Jerusalem District ... ..	200
	Northern District ... ..	202
	„ IV(a).—Summary (Condensation by districts) ... ..	204
	(b).—Details for towns (Condensation by districts) ... ..	204
	„ V(a).—Summary (Condensation by sub-districts) ... ..	205
	(b).—Details for towns (Condensation by sub-districts) ... ..	206
	„ VI.—Details for principal towns ... ..	207
	„ VII.—Internal migration between districts ... ..	207
<b>XIII (A).</b>	<b>Citizenship :</b>	
	Part I.—Summary for Palestine ... ..	210
	„ II.—Details for districts :	
	Southern District ... ..	212
	Jerusalem District ... ..	214
	Northern District ... ..	216
	„ III.—Details for towns.—All Palestine ... ..	218
	Southern District ... ..	220
	Jerusalem District ... ..	222
	Northern District ... ..	224
	„ IV.—Details for principal towns by religion ... ..	226
<b>XIII (B).</b>	<b>“Nationality” within citizenship :</b>	
	Part I.—Summary for Palestine ... ..	232
	„ II.—Details for districts :	
	Southern District ... ..	236
	Jerusalem District ... ..	240
	Northern District ... ..	244
	„ III.—Details for principal towns :	
	Jaffa ... ..	248
	Tel Aviv ... ..	252
	Jerusalem ... ..	256
	Haifa ... ..	260
<b>XIV.</b>	<b>Foreign nationals by age and sex.—Summary ... ..</b>	<b>266</b>
<b>XV.</b>	<b>Infirmities :</b>	
	Part I.—Distribution by age, sex and religion... ..	272
	„ II.—Distribution by district and sub-district ... ..	276
	„ III.—Details by sub-district and religion :	
	Moslems ... ..	277
	Christians ... ..	278
	Jews ... ..	279
	Others ... ..	280

<i>Table</i>	<i>Page</i>
XVI. Occupation or means of livelihood.—	
Part I.—General Table.—Summary :	
(a) Settled population ... ..	282
(b) Nomadic population ... ..	314
„ II.—General table.—Details for districts and sub-districts :	
(a) Settled population ... ..	315
(b) Nomadic population ... ..	397
XVII. Occupation of working dependants by age for males and civil condition for females :	
Part I.—Summary for Palestine ... ..	400
„ II.—Details for districts :	
Southern District ... ..	412
Jerusalem District ... ..	422
Northern District ... ..	432
XVIII. Subsidiary occupations of agriculturists.—Earners only :	
Part I.—Income from rent of agricultural land ... ..	444
„ II.—Ordinary cultivators ... ..	456
„ III.—Farm servants and field labourers and watchers ... ..	475
XIX. Agricultural occupations as subsidiary to certain others ... ..	488
XX. Main subsidiary occupations of earners who returned a non-agricultural occupation as their principal occupation ... ..	516
XXI. Organized Industry :	
Part I.—Summary for Palestine ... ..	546
„ II.—Details for districts :	
Southern District ... ..	552
Jerusalem District ... ..	558
Northern District ... ..	564
„ III.—Details for principal towns :	
Jaffa ... ..	570
Tel Aviv ... ..	576
Jerusalem ... ..	582
Haifa ... ..	588
Appendix. Census 1922—Total population by religion, sex, district, sub-district and town—urban and rural (Administrative divisions as at date of the census 1931) ... ..	594

**TABLE I.**

---

**AREAS, HOUSES AND POPULATION.**

---

This table shows for each sub-district the number of towns and villages, the number of occupied houses and the total settled population, urban and rural, male and female.

It also shows for each district separately the total of nomads, male and female, the enumeration of whom was conducted on a special method and was not completely synchronous with the general census.

The districts and sub-districts are arranged, in this and other tables, geographically from west to east proceeding from south to north.

The areas of the administrative units shown in this table represent the provisional computations of the Survey Department and do not include the areas of lakes and rivers.

Towns were defined as units within the jurisdiction of a municipal council and included the town of Tel Aviv which is within the jurisdiction of a local council vested with wide municipal powers.

---

*TABLE I*

gives similar information for the nomadic population separately.

**T A B L E I.**  
Area, houses and population.

Settled Population ..... 969,268  
Nomadic Population ..... 66,337  
Gypsies ..... 216  
TOTAL POPULATION ..... 1,035,821

DISTRICT & SUB-DISTRICT	Area in square kilometres	Number of towns	Number of villages	OCCUPIED HOUSES				POPULATION											
				Total	In towns		In villages		Persons			Males			Females				
					5	6	7	8	9	10	11	12	13	14	15	16			
																	Total	Urban	Rural
I	2	3	4	215,825	83,970	131,855	1,035,821	387,291	648,530	526,680	197,003	329,677	509,141	190,288	318,853				
TOTAL POPULATION IN PALESTINE	25,483	23	958	215,825	83,970	131,855	1,035,821	387,291	648,530	526,680	197,003	329,677	509,141	190,288	318,853				
SETTLED POPULATION IN PALESTINE	25,483	23	958	215,825	83,970	131,855	969,268	387,291	581,977	491,258	197,003	294,255	478,010	190,288	287,722				
I. SOUTHERN DISTRICT	14,217	8	187	69,703	30,182	39,521	304,532	149,680	154,852	155,983	76,513	79,470	148,549	73,167	75,382				
1. Gaza	1,198	3	61	20,118	3,449	16,664	94,104	27,083	67,021	46,802	13,372	33,430	47,302	13,711	33,591				
2. Beersheba	11,872	1	2	588	545	43	3,101	2,959	1,667	1,667	1,568	99	1,494	1,391	43				
3. Jaffa	335	2	42	33,778	23,849	9,929	140,534	97,967	42,567	72,707	50,161	22,546	67,827	47,806	20,021				
4. Kamle	814	2	82	15,224	2,339	12,885	66,783	21,671	45,122	34,807	11,412	23,395	31,986	10,259	21,727				
II. JERUSALEM DISTRICT	4,278	5	194	57,542	28,585	28,957	257,490	121,866	135,624	128,536	60,673	67,863	128,954	61,193	67,761				
5. Hebron	2,120	1	36	18,404	3,684	9,720	65,630	17,531	48,099	32,987	8,561	24,426	32,643	8,970	23,673				
6. Bethlehem	520	1	13	3,727	2,137	1,590	16,781	9,545	7,236	8,023	4,394	3,629	8,788	5,151	3,607				
7. Jerusalem	420	1	71	30,707	21,403	9,304	132,681	90,503	42,158	66,612	45,776	20,836	66,049	44,727	21,322				
8. Jericho	676	...	15	675	347	328	8,356	...	3,356	2,111	...	2,111	1,245	...	1,245				
9. Ramallah	542	1	59	9,029	1,014	8,015	39,062	4,287	34,775	18,803	1,942	16,861	20,269	2,345	17,914				
III. NORTHERN DISTRICT	6,988	10	577	88,580	25,203	63,377	407,246	115,745	291,501	206,739	59,817	146,922	200,507	55,928	144,579				
10. Tulkarm	751	1	55	9,788	854	8,934	46,328	4,827	41,501	23,486	2,478	20,988	22,862	2,349	20,513				
11. Nablus	1,618	1	98	14,433	2,849	11,584	68,490	17,189	51,301	38,670	8,487	25,183	34,820	8,702	26,118				
12. Jenin	800	1	67	8,735	613	8,122	41,411	2,706	38,705	20,268	1,361	18,907	21,143	1,345	19,798				
13. Nazareth	507	1	43	6,126	1,834	4,292	28,592	8,756	19,836	14,077	4,421	9,656	14,515	4,335	10,180				
14. Beisan	395	1	48	3,661	857	2,804	15,123	3,101	12,022	8,045	1,673	6,372	7,078	1,428	5,650				
15. Tiberias	453	1	48	6,093	2,066	4,027	26,975	8,601	18,374	13,786	4,163	9,573	13,239	4,438	8,801				
16. Haifa	1,022	2	68	21,335	12,351	8,984	95,472	53,227	42,245	50,522	28,459	22,063	44,950	24,768	20,182				
17. Acre	730	1	60	9,978	1,653	8,325	45,142	7,897	37,245	28,177	4,188	18,989	21,965	3,709	18,256				
18. Safad	712	1	90	8,431	2,126	6,305	39,713	9,441	30,272	19,778	4,587	15,191	19,935	4,854	15,081				
NOMADIC POPULATION IN PALESTINE							66,553	...	66,553	35,422	...	35,422	31,131	...	31,131				
1. Southern District							57,265	...	57,265	30,655	...	30,655	26,610	...	26,610				
2. Jerusalem District							9,072	...	9,072	4,865	...	4,865	4,407	...	4,407				
3. Northern District							216	...	216	102	...	102	114	...	114				

NON-SYNCHRONOUS TRACTS.


\* Gypsies

TABLE I.

## Families and population. Non-synchronous tracts—Nomadic.

DISTRICT & SUB-DISTRICT	Non-synchronous tracts	Families	POPULATION		
			Persons	Males	Females
I	2	3	4	5	6
PALESTINE .....	8	13,473	66,553	35,422	31,131
I. SOUTHERN DISTRICT .....	4	11,626	57,265	30,655	26,610
1. Gaza Sub-district .....	1	100	530	267	263
2. Beersheba Sub-district .....	1	9,891	47,981	26,022	21,959
3. Jaffa Sub-district .....	1	954	4,968	2,524	2,444
4. Ramle Sub-district .....	1	681	3,786	1,842	1,944
II. JERUSALEM DISTRICT .....	3	1,796	9,072	4,665	4,407
5. Hebron Sub-district .....	1	406	2,001	1,069	932
6. Bethlehem Sub-district .....	1	1,367	6,944	3,537	3,407
7. Jericho Sub-district .....	1	23	127	59	68
*III. NORTHERN DISTRICT .....	1	51	216	102	114
* 8. Nablus Sub-district .....	1	51	216	102	114

\* Gypsies.



**TABLE II (a), (b) & (c).**

---

**VARIATION IN POPULATION SINCE 1922.**

---

Table II (a) compares the total population, that is the settled population and the nomadic population taken together as ascertained by the census of 1931 with that of 1922, the figures for the latter having been recast within the framework of administrative areas as constituted at the date of the census 1931.

Table II (b) makes a similar comparison between the settled populations, and Table II (c) between the nomadic populations of the two censal years.

TABLE II (a).

Variation in total population since 1922.

DISTRICT & SUB-DISTRICT	PERSONS		MALES		FEMALES		VARIATION
	1931	1922	1931	1922	1931	1922	Increase(+) Decrease(-) 1922 - 1931
I	2	3	4	5	6	7	8
PALESTINE .....	1,035,821	757,182	526,680	387,118	509,141	370,064	+ 278,639
I. SOUTHERN DISTRICT .....	361,797	261,738	186,638	136,724	175,159	125,014	+ 100,069
1. Gaza Sub-district .....	94,634	73,885	47,069	37,155	47,565	36,730	+ 20,749
2. Beersheba Sub-district .....	51,082	73,464	27,689	37,543	23,393	35,921	- 22,382
3. Jaffa Sub-district .....	145,502	65,314	75,231	34,881	70,271	30,433	+ 80,188
4. Ramle Sub-district .....	70,579	49,075	36,649	27,145	33,930	21,930	+ 21,504
II. JERUSALEM DISTRICT .....	266,562	201,380	133,201	101,541	133,361	99,839	+ 65,182
5. Hebron Sub-district .....	67,681	53,571	34,056	27,357	33,575	26,214	+ 14,060
6. Bethlehem Sub-district .....	23,725	24,613	11,560	11,366	12,165	13,247	- 888
7. Jerusalem Sub-district .....	132,661	91,272	66,612	46,920	66,049	44,352	+ 41,389
8. Jericho Sub-district .....	3,483	1,919	2,170	1,077	1,313	842	+ 1,564
9. Ramallah Sub-district .....	39,062	30,005	18,803	14,821	20,259	15,184	+ 9,057
III. NORTHERN DISTRICT .....	407,462	294,064	206,841	148,853	200,621	145,211	+ 113,398
10. Tulkarm Sub-district .....	46,328	34,972	23,466	17,719	22,862	17,253	+ 11,356
11. Nablus Sub-district .....	68,706	56,695	33,772	28,465	34,934	28,230	+ 12,011
12. Jenin Sub-district .....	41,411	33,534	20,268	16,697	21,143	16,837	+ 7,877
13. Nazareth Sub-district .....	28,592	22,681	14,077	11,313	14,515	11,368	+ 5,911
14. Beisan Sub-district .....	15,123	10,679	8,045	5,680	7,078	4,999	+ 4,444
15. Tiberias Sub-district .....	26,975	20,721	13,736	10,438	13,239	10,283	+ 6,254
16. Haifa Sub-district .....	95,472	56,457	50,522	29,673	44,950	26,784	+ 39,015
17. Acre Sub-district .....	45,142	35,535	23,177	17,802	21,965	17,733	+ 9,607
18. Safad Sub-district .....	39,713	22,790	19,778	11,066	19,935	11,724	+ 16,923

**TABLE II (b).**  
**Variation in settled population since 1922.**

DISTRICT & SUB-DISTRICT	PERSONS		MALES		FEMALES		VARIATION
	1931	1922	1931	1922	1931	1922	Increase(+) Decrease(-) 1922 - 1931
I	2	3	4	5	6	7	8
<b>PALESTINE</b> .....	<b>969,268</b>	<b>671,485</b>	<b>491,258</b>	<b>344,088</b>	<b>478,010</b>	<b>327,397</b>	<b>+ 297,783</b>
<b>I. SOUTHERN DISTRICT</b> .....	<b>304,532</b>	<b>187,845</b>	<b>155,983</b>	<b>99,144</b>	<b>148,549</b>	<b>88,701</b>	<b>+ 116,687</b>
1. Gaza Sub-district .....	94,104	72,095	46,802	36,245	47,302	35,850	+ 22,009
2. Beersheba Sub-district .....	3,101	2,356	1,667	1,348	1,434	1,008	+ 745
3. Jaffa Sub-district .....	140,534	64,839	72,707	34,656	67,827	30,183	+ 75,695
4. Ramle Sub-district .....	66,793	48,555	34,807	26,895	31,986	21,660	+ 18,238
<b>II. JERUSALEM DISTRICT</b> .....	<b>257,490</b>	<b>190,302</b>	<b>128,536</b>	<b>96,472</b>	<b>128,954</b>	<b>93,830</b>	<b>+ 67,188</b>
5. Hebron Sub-district .....	65,680	53,571	32,987	27,357	32,643	26,214	+ 12,059
6. Bethlehem Sub-district .....	16,781	14,259	8,023	6,681	8,758	7,578	+ 2,522
7. Jerusalem Sub-district .....	132,661	91,272	66,612	46,920	66,049	44,352	+ 41,389
8. Jericho Sub-district .....	3,356	1,195	2,111	693	1,245	502	+ 2,161
9. Ramallah Sub-district .....	39,062	30,005	18,803	14,821	20,259	15,184	+ 9,057
<b>III. NORTHERN DISTRICT</b> .....	<b>407,246</b>	<b>293,338</b>	<b>206,739</b>	<b>148,472</b>	<b>200,507</b>	<b>144,866</b>	<b>+ 113,908</b>
10. Tulkarm Sub-district .....	46,323	34,972	23,466	17,719	22,862	17,253	+ 11,356
11. Nablus Sub-district .....	68,490	55,969	33,670	28,084	34,820	27,885	+ 12,521
12. Jenin Sub-district .....	41,411	33,534	20,268	16,697	21,143	16,837	+ 7,877
13. Nazareth Sub-district .....	28,592	22,681	14,077	11,313	14,515	11,368	+ 5,911
14. Beisan Sub-district .....	15,123	10,679	8,045	5 680	7,078	4,999	+ 4,444
15. Tiberias Sub-district .....	26,975	20,721	13,736	10,438	13,239	10,283	+ 6,254
16. Haifa Sub-district .....	95,472	56,457	50,522	29,673	44,950	27,784	+ 39,015
17. Acre Sub-district .....	45,142	35,535	23,177	17,802	21,965	17,733	+ 9,607
18. Safad Sub-district .....	39,713	22,790	19,778	11,066	19,935	11,724	+ 16,923

TABLE II (c).

Variation in nomadic population since 1922.

DISTRICT & SUB-DISTRICT	PERSONS		MALES		FEMALES		VARIATION
	1931	1922	1931	1922	1931	1922	Increase(+) / Decrease(-) 1922 - 1931
I	2	3	4	5	6	7	8
PALESTINE .....	66,553	85,697	35,422	43,030	31,131	42,667	- 19,144
I. SOUTHERN DISTRICT .....	57,285	73,893	30,655	37,580	26,610	36,313	- 16,628
1. Gaza Sub-district .....	530	1,790	267	910	263	890	- 1,260
2. Beersheba Sub-district .....	47,981	71,108	26,022	36,195	21,959	34,913	- 23,127
3. Jaffa Sub-district .....	4,988	475	2,524	225	2,444	250	+ 4,493
4. Ramle Sub-district .....	3,786	520	1,842	250	1,944	270	+ 3,266
II. JERUSALEM DISTRICT .....	9,072	11,078	4,665	5,069	4,407	6,009	- 2,006
5. Hebron Sub-district .....	2,001	...	1,069	...	932	...	+ 2,001
6. Bethlehem Sub-district .....	6,944	10,354	3,537	4,685	3,407	5,869	- 3,410
7. Jerusalem Sub-district .....	...	...	...	...	...	...	...
8. Jericho Sub-district .....	127	724	59	384	68	340	- 597
9. Ramallah Sub-district .....	...	...	...	...	...	...	...
III. NORTHERN DISTRICT .....	216	726	102	381	114	345	- 510
10. Tulkarm Sub-district .....	...	...	...	...	...	...	...
*11. Nablus Sub-district .....	216	726	102	381	114	345	- 510
12. Jenin Sub-district .....	...	...	...	...	...	...	...
13. Nazareth Sub-district .....	...	...	...	...	...	...	...
14. Beisan Sub-district .....	...	...	...	...	...	...	...
15. Tiberias Sub-district .....	...	...	...	...	...	...	...
16. Haifa Sub-district .....	...	...	...	...	...	...	...
17. Acre Sub-district .....	...	...	...	...	...	...	...
18. Safad Sub-district .....	...	...	...	...	...	...	...

\* 216 gypsies were enumerated in 1931 under special arrangements for nomads.

**TABLE III.**

---

**SUMMARY FIGURES FOR ADMINISTRATIVE AREAS  
WITH PERCENTAGE OF VARIATION SINCE 1922.  
PALESTINE AND EACH MAIN RELIGION.**

---

This table amplifies Tables I and II (a). It shows the variations between 1922 and 1931 of the areas of administrative divisions and the percentages of variation of the settled population and of the three main religions.

In each case the nomadic population is omitted except in columns 9 and 10 where for purposes of density the nomadic population distributed as shown in Table II (c) is included.

The increase in the general area of Palestine was caused by a transfer of territory across the northern boundary following the rectification of that boundary in 1923. (\*)

*TABLE III.*

gives similar information for the nomadic population.

- 
- \* (i) The boundary is defined in the Anglo-French Convention 1920. Comd. 1195 Misc. No. 4 (1921).
  - (ii) The agreement as to the rectification was published in Comd. 1910 Treaty Series No. 13 (1923) "Agreement between His Majesty's Government and the French Government respecting the Boundary Line between Syria and Palestine from the Mediterranean to El Hammé."

**TABLE III.**  
**Summary figures for districts and sub-districts and percentage of variation 1922-1931.**  
**Palestine and each of the main religions.**

DISTRICT & SUB-DISTRICT	Areas in square kilometres		Settled population 1931			Settled population 1922	Percentage of variation 1922-1931 Increase (+) Decrease (-)	Number of* persons per square kilometre in		DISTRIBUTION BY RELIGION			
	1931	1922	Persons	Males	Females			1931	1922	MOSLEMS		Variation Increase (+) Decrease (-)	Percentage of variation 1922-1931
	2	3	4	5	6	7	8	9	10	11	12		
<b>I. PALESTINE</b> .....	25,483	25,256	969,268	491,258	478,010	671,485	+ 44.3	40.7	30.0	693,159	505,203	+ 187,956	+ 37.2
<b>I. SOUTHERN DISTRICT</b> .....	14,217	14,217	304,532	155,983	148,549	187,845	+ 62.1	25.5	18.4	210,322	146,086	+ 64,237	+ 43.9
1. Gaza	1,196	1,196	94,104	46,802	47,302	72,085	+ 30.5	79.1	60.3	92,785	70,950	+ 21,835	+ 30.7
2. Beersheba	11,872	11,872	3,101	1,667	1,434	2,358	+ 31.6	4.3	6.3	2,926	2,012	+ 914	+ 45.4
3. Jaffa	385	385	140,534	72,707	67,827	64,839	+ 116.7	434.3	195.0	60,510	33,418	+ 27,092	+ 81.0
4. Ramle	814	814	66,798	34,807	31,986	48,555	+ 37.6	86.7	60.3	54,101	39,705	+ 14,396	+ 36.2
<b>II. JERUSALEM DISTRICT</b> .....	4,278	4,278	257,490	128,536	128,954	190,302	+ 35.3	63.0	47.1	163,947	123,215	+ 40,732	+ 33.0
5. Hebron	2,120	2,120	65,630	32,987	32,643	53,571	+ 22.5	31.9	25.3	65,363	53,068	+ 12,295	+ 23.1
6. Bethlehem	520	520	16,781	8,023	8,758	14,269	+ 17.7	45.6	47.3	6,103	4,074	+ 2,029	+ 49.8
7. Jerusalem	490	490	132,661	66,612	66,049	91,272	+ 45.3	315.9	217.3	57,762	40,850	+ 16,912	+ 41.4
8. Jericho	676	676	3,356	2,111	1,245	1,195	+ 180.8	5.1	2.8	2,322	1,055	+ 1,267	+ 167.4
9. Ramallah	542	542	39,062	18,803	20,259	30,005	+ 30.2	72.0	55.4	31,897	24,168	+ 7,729	+ 31.9
<b>III. NORTHERN DISTRICT</b> .....	6,988	6,761	407,246	206,739	200,507	293,338	+ 38.8	59.3	43.5	318,890	235,903	+ 82,987	+ 35.1
10. Tulkarm	751	751	46,328	23,466	22,862	34,972	+ 32.5	61.7	46.6	45,290	34,676	+ 10,614	+ 30.6
11. Nablus	1,618	1,618	68,490	33,670	34,820	55,969	+ 22.4	42.5	35.0	67,098	54,718	+ 12,380	+ 22.6
12. Jenin	800	800	41,411	20,268	21,143	33,534	+ 23.5	51.8	41.9	40,555	32,651	+ 7,904	+ 24.2
13. Nazareth	507	507	28,592	14,077	14,515	22,681	+ 26.1	56.4	44.7	18,019	14,936	+ 3,083	+ 20.6
14. Beisan	395	395	15,128	8,045	7,078	10,679	+ 41.6	38.3	23.9	12,672	9,682	+ 2,990	+ 30.8
15. Tiberias	453	451	26,976	13,736	13,239	20,721	+ 30.2	59.5	45.9	16,546	12,481	+ 4,065	+ 32.5
16. Haifa	1,023	1,023	95,472	50,522	44,950	56,457	+ 69.1	93.4	55.2	52,830	34,528	+ 18,302	+ 53.0
17. Acre	730	673	45,142	23,177	21,965	35,635	+ 27.0	61.8	52.8	31,905	24,925	+ 6,980	+ 28.0
18. Safad	712	498	39,713	19,778	19,935	22,790	+ 74.2	55.8	46.2	33,975	17,306	+ 16,669	+ 96.3

\* Including the nomadic population distributed as shown in Table II (c).

**TABLE III.**

**Summary figures for districts and sub-districts with percentage of variation 1922-1931. Palestine and each of the main religions—continued.**

DISTRICT & SUB-DISTRICT	DISTRIBUTION BY RELIGION											
	J E W S				C H R I S T I A N S				O T H E R S			
	1931	1922	Variation Increase (+) Decrease (-)	Percentage of variation 1922-1931	1931	1922	Variation Increase (+) Decrease (-)	Percentage of variation 1922-1931	1931	1922	Variation Increase (+) Decrease (-)	Percentage of variation 1922-1931
<b>PALESTINE</b> .....	15	16	17	18	19	20	21	22	23	24	25	26
	174,610	83,794	+ 90,816	+ 108.3	91,398	73,014	+ 18,384	+ 25.2	10,101	9,474	+ 627	+ 6.6
<b>I. SOUTHERN DISTRICT</b> .....	78,723	28,499	+ 50,224	+ 176.2	15,155	12,079	+ 3,076	+ 25.5	332	1,182	- 850	- 71.9
1. Gaza	421	330	+ 91	+ 27.6	897	812	+ 85	+ 10.5	1	3	- 2	- 66.6
2. Beerseba	17	98	- 81	- 82.6	153	235	- 82	- 34.9	5	11	- 6	- 54.6
3. Jaffa	69,789	24,138	+ 45,651	+ 189.1	9,921	7,275	+ 2,646	+ 36.4	314	8	+ 306	+ 3825.0
4. Ramle	8,496	3,933	+ 4,563	+ 116.0	4,184	3,757	+ 427	+ 11.4	12	1,160	- 1,148	- 98.9
<b>II. JERUSALEM DISTRICT</b> .....	54,959	34,876	+ 20,083	+ 57.6	38,488	31,716	+ 6,772	+ 21.3	96	495	- 399	- 80.6
5. Hebron	135	430	- 295	- 68.6	124	73	+ 51	+ 69.9	8	...	+ 8	...
6. Bethlehem	42	2	+ 40	+ 2000.0	10,628	10,183	+ 445	+ 4.4	8	...	+ 8	...
7. Jerusalem	54,538	34,431	+ 20,107	+ 58.4	20,309	15,496	+ 4,813	+ 31.0	52	495	- 443	- 89.5
8. Jericho	243	6	+ 237	+ 3950.0	263	134	+ 129	+ 96.3	28	...	+ 28	...
9. Ramallah	1	7	- 6	- 85.7	7,164	5,830	+ 1,334	+ 22.9	...	...	...	...
<b>III. NORTHERN DISTRICT</b> .....	40,928	20,419	+ 20,509	+ 100.4	37,755	29,219	+ 8,536	+ 29.0	9,673	7,797	+ 1,876	+ 24.0
10. Tulkarm	666	23	+ 643	+ 2796.0	356	263	+ 93	+ 35.4	16	10	+ 6	+ 60.0
11. Nablus	10	17	- 7	- 41.2	1,214	1,085	+ 129	+ 11.9	168	149	+ 19	+ 12.7
12. Jenin	4	7	- 3	- 42.8	851	661	+ 190	+ 28.7	215	215	- 0	- 99.5
13. Nazareth	3,172	700	+ 2,472	+ 353.1	7,384	7,043	+ 341	+ 4.8	17	2	+ 15	+ 750.0
14. Beisan	1,950	700	+ 1,250	+ 178.6	1,800	297	+ 1,503	+ 60.6	24	...	+ 24	...
15. Tiberias	7,785	6,239	+ 1,546	+ 24.8	1,734	1,316	+ 418	+ 31.8	910	685	+ 225	+ 32.8
16. Haifa	23,367	8,745	+ 14,622	+ 167.2	16,492	11,107	+ 5,385	+ 48.5	2,783	2,077	+ 706	+ 130.3
17. Acre	296	144	+ 152	+ 105.5	7,672	6,194	+ 1,478	+ 23.9	5,269	4,272	+ 997	+ 23.3
18. Safad	3,678	3,844	- 166	- 4.3	1,575	1,253	+ 322	+ 25.7	485	387	+ 98	+ 25.3



**TABLE IV.**

---

**TOWNS AND VILLAGES CLASSIFIED BY POPULATION.**

---

In this table as in Table I towns were defined as units under the jurisdiction of a municipal council and included the town of Tel Aviv which is under the jurisdiction of a local council vested with wide municipal powers.

Before towns and villages were grouped into classes, the population enumerated in encampments, boats, and jail companies, was excluded from the total population shown in the volume of the Village Tables. This floating population in respect of each sub-district is shown in the last column of the table.

The nomadic population is omitted from this table.



**TABLE V.**

---

**TOWNS CLASSIFIED BY POPULATION WITH VARIATION  
AND PERCENTAGE OF VARIATION SINCE 1922.**

---

This table shows the population of towns at the enumeration of 1931 and at that of 1922 distributed by sex. Columns 6, 10 and 14 show the variations since 1922 and columns 7, 11 and 15 express these variations as percentages of the respective populations of 1922.

For the purpose of the census a "town" includes every municipality and the township of Tel Aviv.

The towns are arranged in the order of magnitude of population and have been grouped in six classes as in Table IV.

TABLE V.

Towns classified by population with variation and percentage of variation since 1922.

TOWN	SUB-DISTRICT	Municipal or Local Council (M., or L.C.)	POPULATION		Variation Increase (+) Decrease (-)	Percentage of variation	M A L E S				F E M A L E S			
			1931	1922			1931	1922	Variation Increase (+) Decrease (-)	Percentage of variation	1931	1922	Variation Increase (+) Decrease (-)	Percentage of variation
<b>GRAND TOTAL</b>			387,291	264,317	+122,974	+46.5	197,003	136,931	+60,072	+43.8	190,288	127,386	+62,902	+49.4
<i>Class I.</i>	100,000 and over		...	...	...	...	...	...	...	...	...	...	...	...
<i>Class II.</i>	50,000-100,000		192,772	119,736	+73,036	+61.0	100,547	63,263	+37,284	+58.9	92,225	56,473	+35,752	+63.3
JERUSALEM	Sub-district	M.	90,508	62,578	+27,925	+44.6	45,778	32,611	+13,165	+40.4	44,787	29,967	+14,760	+49.3
JAFFA	Sub-district	M.	51,866	32,524	+19,342	+59.5	27,728	17,359	+10,369	+59.7	24,188	15,165	+8,973	+59.2
HAIFA	Sub-district	M.	50,408	24,634	+25,769	+104.6	27,043	13,293	+13,750	+103.4	23,360	11,341	+12,019	+106.0
<i>Class III.</i>	20,000-50,000		46,101	15,185	+30,916	+203.6	22,433	8,326	+14,107	+171.3	23,668	6,859	+16,809	+245.1
TEL AVIV	Sub-district	L.C.	46,101	15,185	+30,916	+203.6	22,433	8,326	+14,107	+171.3	23,668	6,859	+16,809	+245.1
<i>Class IV.</i>	10,000-20,000		73,437	65,419	+8,018	+12.3	36,878	33,798	+3,080	+9.1	36,559	31,621	+4,938	+16.6
HEBRON	Sub-district	M.	17,531	16,577	+954	+5.8	8,581	8,490	+91	+0.8	8,970	8,087	+883	+10.9
NABLUS	Sub-district	M.	17,188	15,947	+1,242	+7.8	8,487	8,116	+371	+4.6	8,708	7,831	+877	+11.1
GAZA	Sub-district	M.	17,046	17,480	-434	-2.5	8,418	9,036	-618	-6.8	8,698	8,444	+254	+2.8
LYDDA	Sub-district	M.	11,250	8,103	+3,147	+38.8	5,776	4,274	+1,502	+35.1	6,474	3,829	+2,645	+69.0
RAMLE	Sub-district	M.	10,481	7,312	+3,169	+42.5	5,686	3,882	+1,754	+45.2	4,785	3,490	+1,295	+37.5
<i>Class V.</i>	5,000-10,000		47,736	41,310	+6,426	+15.6	23,640	20,028	+3,612	+18.0	24,096	21,282	+2,814	+13.2
SAFAD	Sub-district	M.	9,441	8,761	+680	+7.1	4,587	4,149	+438	+10.6	4,554	4,612	-58	-1.2
NAZARETH	Sub-district	M.	8,766	7,424	+1,342	+17.9	4,421	3,592	+829	+23.1	4,355	3,832	+523	+13.6
TIBERIAS	Sub-district	M.	8,601	6,950	+1,651	+23.8	4,163	3,411	+752	+22.0	4,698	3,539	+1,159	+32.5
ACRE	Sub-district	M.	7,897	6,420	+1,477	+23.0	4,188	3,236	+952	+29.4	3,708	3,184	+524	+16.5
BETHLEHEM	Sub-district	M.	6,815	6,658	+157	+2.4	3,192	3,077	+115	+3.7	3,633	3,581	+52	+1.2
MAJDAL	Sub-district	M.	6,326	5,097	+1,229	+22.2	3,069	2,563	+526	+20.5	3,187	2,534	+653	+25.8
<i>Class VI.</i>	Under 5,000		27,245	22,667	+4,578	+20.2	13,505	11,516	+1,989	+17.3	13,740	11,151	+2,589	+23.2
TULKARM	Sub-district	M.	4,837	3,350	+1,477	+44.1	2,478	1,754	+724	+41.3	2,949	1,596	+1,353	+84.8
RAMALLAH	Sub-district	M.	4,287	3,104	+1,183	+38.1	1,942	1,485	+457	+30.8	2,345	1,619	+726	+44.8
KHAN YUNIS	Sub-district	M.	3,611	3,890	-279	-7.6	1,865	1,839	+26	+1.4	1,946	2,051	-105	-5.1
BEISAN	Sub-district	M.	3,101	1,941	+1,160	+59.8	1,678	1,052	+626	+59.0	1,488	889	+599	+66.6
BEERSHEBA	Sub-district	M.	2,959	2,356	+603	+25.6	1,568	1,348	+220	+16.3	1,391	1,008	+383	+38.0
SHAFA 'AMR	Sub-district	M.	2,824	2,288	+536	+23.4	1,416	1,154	+262	+22.7	1,408	1,134	+274	+24.2
BEIT JALA	Sub-district	M.	2,780	3,101	-321	-12.0	1,202	1,380	-178	-13.0	1,598	1,721	-123	-7.7
JENIN	Sub-district	M.	2,706	2,637	+69	+2.6	1,361	1,504	-143	-9.5	1,345	1,133	+212	+15.2

TABLE VI.

## PART I.—TOWNS ARRANGED TERRITORIALLY WITH POPULATION BY RELIGION.

This table shows the territorial distribution of the urban population by religion. The towns are arranged in each district in geographical order from west to east proceeding from south to north.

The column headed "Others" comprises Druzes, Bahais, Samaritans and Agnostics. The distribution of the minor religions in the towns is:—

Town	Druzes	Bahais	Samaritans	Agnostics
Beersheba	...	5	...	...
Jaffa	2	1	6	10
Tel Aviv	...	...	...	288
Lydda	...	10	...	...
Ramle	2	...	...	...
Hebron	...	8	...	...
Beit Jala	...	...	...	3
Bethlehem	...	...	...	5
Jerusalem	3	7	1	41
Tulkarm	2	...	12	...
Nablus	7	...	160	...
Jenin	1	...	...	...
Nazareth	1	5	...	...
Beisan	16	...	1	...
Tiberias	3	7	...	...
Haifa	126	196	...	10
Shafa 'Amr	496	...	...	...
Acre	10	51	...	...
Safad	3	...	...	...

## PART II.—RURAL POPULATION ARRANGED TERRITORIALLY BY RELIGION.

This table shows the territorial distribution of the rural population including the nomadic population by religion. The districts and sub-districts are arranged in geographical order from west to east proceeding from south to north.

The column headed "Others" comprises Druzes, Bahais, Samaritans and Agnostics. The distribution of minor religions in each district and sub-district is:—

District	Druzes	Bahais	Samaritans	Agnostics
<b>Southern District</b>	4	17	6	305
Gaza Sub-district	...	1	...	...
Beersheba Sub-district	...	5	...	...
Jaffa Sub-district	2	1	6	305
Ramle Sub-district	2	10	...	...
<b>Jerusalem District</b>	28	15	1	52
Hebron Sub-district	...	8	...	...
Bethlehem Sub-district	...	...	...	8
Jerusalem Sub-district	3	7	1	41
Jericho Sub-district	25	...	...	3
Ramallah Sub-district	...	...	...	...
<b>Northern District</b>	9,116	318	175	64
Tulkarm Sub-district	4	...	12	...
Nablus Sub-district	7	...	161	...
Jenin Sub-district	1	...	...	...
Nazareth Sub-district	1	5	...	11
Beisan Sub-district	20	...	1	3
Tiberias Sub-district	891	18	...	1
Haifa Sub-district	2,538	196	1	48
Acre Sub-district	5,171	98	...	...
Safad Sub-district	483	1	...	1

T A B L E V I .


Part I.—Towns arranged territorially with population by religion.

TOWN AND DISTRICT	ALL RELIGIONS			MOSLEMS			JEWS			CHRISTIANS			OTHERS		
	Persons	Males	Females	Persons	Males	Females	Persons	Males	Females	Persons	Males	Females	Persons	Males	Females
	2	3	4	5	6	7	8	9	10	11	12	13	14	15	16
<b>I. PALESTINE</b>	<b>387,291</b>	<b>197,003</b>	<b>190,288</b>	<b>188,075</b>	<b>98,518</b>	<b>89,557</b>	<b>128,467</b>	<b>62,950</b>	<b>65,517</b>	<b>69,250</b>	<b>34,762</b>	<b>34,488</b>	<b>1,499</b>	<b>773</b>	<b>726</b>
<b>II. SOUTHERN DISTRICT</b>	<b>149,680</b>	<b>76,513</b>	<b>73,167</b>	<b>82,905</b>	<b>43,498</b>	<b>39,407</b>	<b>52,824</b>	<b>25,806</b>	<b>27,018</b>	<b>13,627</b>	<b>7,050</b>	<b>6,577</b>	<b>324</b>	<b>159</b>	<b>165</b>
1. Khan Yunis .....	3,811	1,865	1,946	3,767	1,840	1,927	3	2	1	41	23	18	...	...	...
2. Gaza .....	17,046	8,418	8,628	16,356	8,094	8,262	1	1	...	688	323	366	...	...	...
3. Masjid .....	6,226	3,089	3,137	6,166	3,106	3,060	...	...	...	60	29	31	...	...	...
4. Beersheba .....	2,959	1,568	1,391	2,791	1,484	1,307	11	5	6	152	77	75	5	2	3
5. Jaffa .....	51,866	27,728	24,138	35,508	19,443	16,063	7,299	3,630	3,579	9,132	4,643	4,489	19	12	7
6. Tel Aviv .....	46,101	22,433	23,668	45,564	63	43	45,564	22,147	23,417	143	86	57	288	137	151
7. Ramle .....	10,421	5,636	4,785	8,211	4,389	3,822	8	6	2	2,200	1,240	960	2	1	1
8. Lydda .....	11,250	5,776	5,474	10,002	5,125	4,877	28	15	13	1,210	629	581	10	7	3
<b>III. JERUSALEM DISTRICT</b>	<b>121,866</b>	<b>60,673</b>	<b>61,193</b>	<b>39,106</b>	<b>20,582</b>	<b>18,524</b>	<b>51,361</b>	<b>24,868</b>	<b>26,493</b>	<b>31,331</b>	<b>15,183</b>	<b>16,148</b>	<b>68</b>	<b>40</b>	<b>28</b>
9. Hebron .....	17,531	8,561	8,970	17,276	8,430	8,846	135	72	63	119	57	55	8	2	6
10. Beit Jala .....	2,730	1,202	1,528	1,97	106	91	1	1	...	2,539	1,093	1,436	3	2	1
11. Bethlehem .....	6,815	3,192	3,623	1,219	655	564	2	...	2	5,589	2,537	3,052	5	...	5
12. Jerusalem .....	90,508	45,776	44,727	19,894	11,111	8,783	51,922	24,795	26,427	19,335	9,834	9,501	53	36	16
13. Ramallah .....	4,237	1,942	2,345	520	280	240	1	...	1	3,766	1,662	2,104	...	...	...
<b>IV. NORTHERN DISTRICT</b>	<b>115,745</b>	<b>59,817</b>	<b>55,928</b>	<b>66,064</b>	<b>34,438</b>	<b>31,626</b>	<b>24,222</b>	<b>12,276</b>	<b>12,006</b>	<b>24,292</b>	<b>12,529</b>	<b>11,763</b>	<b>1,107</b>	<b>574</b>	<b>533</b>
14. Tulkarm .....	4,827	2,478	2,349	4,540	2,318	2,222	18	16	2	255	137	118	14	7	7
15. Nablus .....	17,189	8,487	8,702	16,488	8,113	8,370	6	3	3	533	290	243	167	81	86
16. Jenin .....	2,706	1,361	1,345	2,600	1,313	1,287	2	2	...	108	45	58	1	1	...
17. Nazareth .....	8,756	4,421	4,335	8,298	4,224	4,072	79	61	18	5,445	2,783	2,712	6	3	3
18. Beisan .....	8,101	4,673	4,428	2,699	1,460	1,239	88	49	39	287	154	143	6	3	...
19. Tiberias .....	8,601	4,638	4,438	2,645	1,318	1,327	5,331	2,575	2,808	566	300	300	10	10	5
20. Haifa .....	50,403	27,043	23,360	20,394	11,324	9,000	15,933	8,232	7,691	13,394	7,297	6,527	333	190	142
21. Acre .....	7,887	4,188	3,709	6,076	3,283	2,793	287	126	111	1,633	743	780	61	36	25
22. Shafa 'Amr .....	2,894	1,416	1,408	1,006	541	465	1	1	...	1,331	635	686	496	239	257
23. Safad .....	9,441	4,587	4,554	6,465	3,144	3,321	3,547	1,211	1,336	496	230	196	3	2	1

TABLE VI.

Part II.—Rural population arranged territorially by religion.

DISTRICT AND SUB-DISTRICT	ALL RELIGIONS			MOSLEMS			JEWS			CHRISTIANS			OTHERS		
	Persons	Males	Females	Persons	Males	Females	Persons	Males	Females	Persons	Males	Females	Persons	Males	Females
	2	3	4	5	6	7	8	9	10	11	12	13	14	15	16
I															
I. PALESTINE	648,530	329,677	318,853	571,637	289,076	282,561	46,143	25,150	20,993	22,148	11,134	11,014	8,602	4,317	4,285
II. SOUTHERN DISTRICT	212,117	110,125	101,992	184,662	95,088	89,594	25,899	14,021	11,878	1,528	1,009	519	8	7	1
1. Gaza	67,551	33,697	33,854	67,026	33,390	33,636	417	237	180	107	69	38	1	1	...
2. Beersheba	48,123	26,121	22,002	48,116	26,116	22,000	6	4	2	1	1	...	...	...	...
3. Jafa	47,535	25,070	22,465	29,866	15,498	14,368	17,016	9,231	7,785	646	335	311	7	6	1
4. Ramle	48,908	25,237	23,671	39,674	20,084	19,590	8,460	4,549	3,911	774	604	170	...	...	...
III. JERUSALEM DISTRICT	144,696	72,528	72,168	133,913	67,095	66,818	3,598	2,026	1,572	7,157	3,364	3,773	28	23	5
5. Hebron	50,100	25,495	24,605	50,088	25,490	24,598	...	21	...	12	5	7	...	...	...
6. Bethlehem	14,180	7,166	7,014	11,631	5,934	5,697	39	...	18	2,510	1,211	1,299	...	...	...
7. Jerusalem	42,168	20,836	21,322	37,868	18,671	19,197	3,316	1,778	1,538	974	337	587	...	...	...
8. Jericho	8,482	2,170	1,313	2,949	1,750	1,189	243	227	16	263	170	93	...	23	5
9. Ramallah	34,775	16,861	17,914	31,377	15,250	16,127	...	...	...	3,398	1,611	1,787	...	...	...
IV. NORTHERN DISTRICT	291,717	147,024	144,693	253,042	126,893	126,149	16,646	9,103	7,543	13,463	6,741	6,722	8,566	4,287	4,279
10. Tulkarm	41,501	20,988	20,513	40,750	20,502	20,248	648	418	230	101	66	35	2	2	...
11. Nablus	51,517	25,285	26,232	50,831	24,955	25,876	4	4	...	681	325	356	1	1	...
12. Jenin	38,705	18,907	19,798	37,955	18,540	19,415	2	...	2	748	367	381	...	...	...
13. Nazareth	19,836	9,656	10,180	14,798	7,182	7,611	3,093	1,568	1,525	1,939	896	1,043	...	...	...
14. Beisan	12,022	6,372	5,650	9,973	5,196	4,777	1,862	1,053	809	180	117	63	...	10	1
15. Tiberias	18,374	9,573	8,801	13,901	7,142	6,759	2,404	1,346	1,058	1,169	627	542	900	458	442
16. Haifa	42,245	22,063	20,182	31,500	16,316	15,184	7,443	4,053	3,390	1,347	697	650	1,955	997	958
17. Acre	37,245	18,989	18,256	25,829	13,299	12,530	59	36	23	6,149	3,066	3,083	5,208	2,588	2,620
18. Safad	30,272	15,191	15,081	27,510	13,761	13,749	1,131	625	506	1,149	580	569	432	225	257



**TABLE VII.**

**RELIGION.**

**PART I.—SUMMARY**

This table shows the total population, settled and nomadic together, classified by religion.

Details for Christian Churches are given in Part (II) of this table.

Of the Moslem population of 759,712 (387,594 males and 372,118 females) 755,612 were returned as Sunnis and 4,100 as Sh'ias.

Among the Jews 2, both males, were returned as Karaites.

The geographical distribution of the Sh'ias is given below :—

				Sh'ias	
				Males	Females
<b>Southern District</b> .. .. .				7	...
Gaza	Sub-district	..	..	...	...
Beersheba	Sub-district	..	..	...	...
Jaffa	Sub-district	..	..	7	...
Ramle	Sub-district	..	..	...	...
<b>Jerusalem District</b> .. .. .				12	4
Hebron	Sub-district	..	..	...	...
Bethlehem	Sub-district	..	..	1	...
Jerusalem	Sub-district	..	..	11	4
Jericho	Sub-district	..	..	...	...
Ramallah	Sub-district	..	..	...	...
<b>Northern District</b> .. .. .				2,007	2,070
Tulkarm	Sub-district	..	..	147	180
Nablus	Sub-district	..	..	...	...
Jenin	Sub-district	..	..	...	2
Nazareth	Sub-district	..	..	...	11
Beisan	Sub-district	..	..	...	...
Tiberias	Sub-district	..	..	...	18
Haifa	Sub-district	..	..	55	42
Acre	Sub-district	..	..	512	528
Safad	Sub-district	..	..	1,293	1,289

**PART II.—CHRISTIAN POPULATION DISTRIBUTED BY DISTRICTS, SUB-DISTRICTS AND CHURCHES.**

This table shows the denominations of Christians of all races and their distribution territorially.

Nine main denominations appear in this classification namely :—

**A.—Orthodox Church.**—The Church of Jerusalem.

The classification follows jurisdiction ; that is, all members of Orthodox Churches who are resident in Palestine are within the spiritual jurisdiction of the Patriarch of Jerusalem. Persons returning themselves as members of the Greek Orthodox Church otherwise undefined, the Church of Czecho-Slovakia and the Church of Russia, whatever their citizenship, have therefore been included as within the jurisdiction of the Church of Jerusalem. The numbers of such persons are given in the following table :—

Church	Persons	Males	Females
Persons returning "Greek Orthodox" many of whom may properly be included in the Church of Jerusalem and some of whom may belong to national groups indicated to some extent by citizenship .. .. .	1,171	556	615
Church of Czecho-Slovakia .. .. .	16	15	1
Church of Russia .. .. .	247	3	244

A statement of these persons by citizenship is given in the preface to the third section of this table.

Included are certain persons coming from Abyssinia and Egypt who returned themselves as "Greek Orthodox". These may be members of the Church of Jerusalem, or of the Abyssinian Church, or of the Orthodox Church of Egypt or of the Coptic Church. Their numbers are given in the preface to the third section of this table.

- B. *Syrian Orthodox (Jacobite)*
- C. *Roman Catholic*
- (i) Latin Rite
- (ii) Uniate Churches comprising :
- a) Armenian Catholic.
- b) Assyrian Catholic. (Chaldaean)
- c) Maronite.
- d) Melkite. (Greek Catholic)
- e) Syrian Catholic.
- D. *Armenian Church (Gregorian)*
- E. *Coptic Church*
- F. *Abyssinian Church*
- G. *Anglican Church* (including the Episcopal Church of Scotland and the Church of Wales).
- H. *Presbyterian Church*
- I. *The Lutheran Church*
- J. *Various Denominations Unclassified*

The denominations grouped under the heading "Various Denominations Unclassified" comprise persons who were returned as :—

- a) Armenian Protestant.
- b) Baptists, Protestant Baptist.
- c) Bible Society.
- d) Christian Alliance.
- e) Christian Brethren.
- f) Christian Mason.
- g) Congregational.
- h) Dissenters.
- i) Dutch Reformed Church.
- j) English Protestant.
- k) German Evangelist, Evangelists, Protestant Evangelist.
- l) Jewish Christian.
- m) Methodist, Primitive Methodist, United Methodists.
- n) Moravian.
- o) Nazarene.
- p) Nonconformist.
- q) Pentecostal.
- r) Plymouth Brethren.
- s) Protestant.
- t) Protestant Friends, Quaker, Society of Friends.
- u) Sabbatarian.
- v) Salvationist.
- w) Templars.
- x) Wesleyan.
- y) Spiritualist.

The following statement gives the numbers and distribution of the Templar community :

District	Persons	Males	Females
<b>Palestine</b> .. .. .	<b>1,113</b>	<b>520</b>	<b>593</b>
Southern District .. .. .	490	238	252
Jerusalem District .. .. .	192	80	112
Northern District .. .. .	431	202	229

### PART III.—CHRISTIAN POPULATION DISTRIBUTED BY DISTRICTS, CHURCHES AND CITIZENSHIP.

This table shows the territorial distribution of the several Christian congregations and the citizenship of the members.

The classification of the churches followed is the same as in Part (II) of this table.

The classification of citizenship followed is the same as in Table XIII.

Details for the three districts only are given and not for towns and sub-districts.

The statements, to which reference is made in the preface to the second section of this table in regard to Orthodox Churches and to the Abyssinians and Egyptians who returned themselves as Greek Orthodox, are given below in respect of the whole country :—

Citizenship	Undefined Greek Orthodox			Church of Czecho-Slovakia			Church of Russia		
	Persons	Males	Females	Persons	Males	Females	Persons	Males	Females
Total .. .. .	1,171	556	615	16	15	1	247	3	244
Palestine .. .. .	..	..	..	14	14	..	3	2	1
Syria .. .. .	125	64	61	..	..	..	..	..	..
Cyprus .. .. .	19	9	10	..	..	..	..	..	..
Abyssinia .. .. .	19	15	4	..	..	..	..	..	..
Egypt .. .. .	103	57	46	..	..	..	..	..	..
India .. .. .	1	..	1	..	..	..	..	..	..
Iraq .. .. .	6	3	3	..	..	..	..	..	..
Persia .. .. .	13	7	6	..	..	..	..	..	..
Turkey .. .. .	26	10	16	..	..	..	..	..	..
Austria .. .. .	1	1	..	..	..	..	..	..	..
Bulgaria .. .. .	4	2	2	..	..	..	..	..	..
Czecho-Slovakia .. .. .	..	..	..	1	..	1	..	..	..
Germany .. .. .	7	4	3	..	..	..	..	..	..
Greece .. .. .	522	266	256	..	..	..	..	..	..
Holland .. .. .	5	3	2	..	..	..	..	..	..
Italy ... .. .	25	13	12	..	..	..	..	..	..
Poland .. .. .	1	1	..	..	..	..	..	..	..
Rumania .. .. .	21	2	19	..	..	..	..	..	..
United Kingdom .. .. .	103	51	52	..	..	..	..	..	..
U.S.S.R. .. .. .	105	15	90	..	..	..	244	1	243
Yugo-Slavia .. .. .	1	1	..	1	1	..	..	..	..
United States of America .. .. .	23	8	15	..	..	..	..	..	..
Central and South America including West Indian Islands	19	11	8	..	..	..	..	..	..
Not recorded ... .. .	22	13	9	..	..	..	..	..	..

### PART IV.—CHRISTIAN POPULATION IN JERUSALEM CITY DISTRIBUTED BY CHURCHES AND CITIZENSHIP.

This table shows the detailed statistics for Jerusalem City. The general explanatory observations on the other sections of the table apply also to this section but are not set out in detail.





## TABLE VII.

## Part II.—Christian population distributed by districts, sub-districts and churches.

DISTRICT AND SUB-DISTRICT	TOTAL PERSONS			ORTHODOX CHURCH OF JERUSALEM			SYRIAN ORTHODOX (Jacobite)		
	Persons	Males	Females	Persons	Males	Females	Persons	Males	Females
I	2	3	4	5	6	7	8	9	10
<b>PALESTINE</b> .....	<b>91,398</b>	<b>45,896</b>	<b>45,502</b>	<b>39,727</b>	<b>19,565</b>	<b>20,162</b>	<b>1,042</b>	<b>582</b>	<b>460</b>
<b>I. SOUTHERN DISTRICT</b> .....	<b>15,155</b>	<b>8,059</b>	<b>7,096</b>	<b>9,323</b>	<b>4,775</b>	<b>4,548</b>	<b>6</b>	<b>6</b>	...
1. Gaza Sub-district.....	897	444	453	704	353	351	...	...	...
2. Beersheba Sub-district.....	153	78	75	126	61	65	...	...	...
3. Jaffa Sub-district.....	9,921	5,064	4,857	5,868	2,984	2,884	6	6	...
4. Ramle Sub-district.....	4,184	2,473	1,711	2,625	1,377	1,248	...	...	...
<b>II. JERUSALEM DISTRICT</b> .....	<b>38,488</b>	<b>18,567</b>	<b>19,921</b>	<b>19,068</b>	<b>9,184</b>	<b>9,884</b>	<b>983</b>	<b>547</b>	<b>436</b>
5. Hebron Sub-district.....	124	62	62	49	20	29	...	...	...
6. Bethlehem Sub-district.....	10,628	4,841	5,787	7,052	3,637	3,415	291	152	139
7. Jerusalem Sub-district.....	20,309	10,221	10,088	6,906	3,172	3,734	688	391	297
8. Jericho Sub-district.....	263	170	93	169	109	60	...	...	...
9. Ramallah Sub-district.....	7,164	3,273	3,891	4,892	2,246	2,646	4	4	...
<b>III. NORTHERN DISTRICT</b> .....	<b>37,755</b>	<b>19,270</b>	<b>18,485</b>	<b>11,336</b>	<b>5,606</b>	<b>5,730</b>	<b>53</b>	<b>29</b>	<b>24</b>
10. Tulkarm Sub-district.....	356	203	153	171	90	81	1	...	1
11. Nablus Sub-district.....	1,214	615	599	613	293	320	...	...	...
12. Jenin Sub-district.....	851	412	439	383	174	209	...	...	...
13. Nazareth Sub-district.....	7,384	3,629	3,755	3,200	1,500	1,700	...	...	...
14. Beisan Sub-district.....	477	271	206	183	111	72	...	...	...
15. Tiberias Sub-district.....	1,734	892	842	327	163	164	...	...	...
16. Haifa Sub-district.....	16,492	8,629	7,863	3,222	1,657	1,565	49	27	22
17. Acre Sub-district.....	7,672	3,809	3,863	3,130	1,552	1,578	3	2	1
18. Safad Sub-district.....	1,575	810	765	107	66	41	...	...	...

TABLE VII.

Part II.—Christian population distributed by districts, sub-districts and churches.—*continued.*

DISTRICT AND SUB-DISTRICT	ROMAN CATHOLIC																	
	(a) LATIN			(b) UNIATE CHURCHES														
				MELKITE (Greek Catholic)			MARONITE			ARMENIAN CATHOLIC			SYRIAN CATHOLIC			ASSYRIAN CATHOLIC		
	Persons	Males	Females	Persons	Males	Females	Persons	Males	Females	Persons	Males	Females	Persons	Males	Females	Persons	Males	Females
11	12	13	14	15	16	17	18	19	20	21	22	23	24	25	26	27	28	
PALESTINE .....	18,895	8,714	10,181	12,645	6,289	6,356	3,431	1,738	1,693	330	238	92	171	69	102	106	35	71
I. SOUTHERN DISTRICT .....	1,520	805	715	630	329	301	381	217	164	27	27	...	2	1	1	8	3	5
1. Gaza Sub-district	56	26	30	6	3	3	1	1	...	...	...	...	...	...	...	...	...	...
2. Beersheba Sub-district	5	2	3	...	...	...	...	...	...	...	...	...	...	...	...	...	...	...
3. Jaffa Sub-district	1,004	493	511	595	305	290	365	206	159	18	18	...	2	1	1	3	...	3
4. Ramle Sub-district	455	284	171	29	21	8	15	10	5	9	9	...	...	...	...	5	3	2
II. JERUSALEM DISTRICT ....	10,429	4,391	6,038	406	182	224	141	66	75	274	189	85	142	63	79	46	21	25
5. Hebron Sub-district	24	16	8	...	...	...	...	...	...	...	...	...	...	...	...	...	...	...
6. Bethlehem Sub-district	2,774	758	2,016	59	48	11	4	2	2	15	11	4	36	22	14	6	5	1
7. Jerusalem Sub-district	5,982	2,869	3,113	272	101	171	128	53	73	258	177	81	106	41	65	40	18	24
8. Jericho Sub-district	34	30	4	...	...	...	11	11	...	...	...	...	...	...	...	...	...	...
9. Ramallah Sub-district	1,615	718	897	75	33	42	...	...	...	1	1	...	...	...	...	...	...	...
III. NORTHERN DISTRICT ...	6,946	3,518	3,428	11,609	5,778	5,831	2,909	1,455	1,454	29	22	7	27	5	22	52	11	41
10. Tulkarm Sub-district	69	42	27	9	9	...	9	4	5	...	...	...	...	...	...	...	...	...
11. Nablus Sub-district	208	99	109	31	17	14	14	8	6	2	2	...	1	1	...	...	...	...
12. Jenin Sub-district	324	167	157	26	19	7	5	4	1	...	...	...	19	...	19	...	...	...
13. Nazareth Sub-district	1,701	860	841	1,612	791	821	318	154	164	6	6	...	1	1	...	...	...	...
14. Beisan Sub-district	142	77	65	66	37	29	3	2	1	...	...	...	...	...	...	...	...	...
15. Tiberias Sub-district	363	174	189	872	458	414	17	8	9	...	...	...	1	1	...	...	...	...
16. Haifa Sub-district	2,196	1,135	1,061	6,472	3,196	3,276	1,586	785	801	20	14	6	4	1	2	21	11	10
17. Acre Sub-district	1,823	898	925	2,144	1,069	1,075	146	104	42	1	...	1	...	...	...	31	...	31
18. Safad Sub-district	120	66	54	377	182	195	811	386	425	...	...	...	1	1	...	...	...	...

TABLE VII.

Part II.—Christian population distributed by districts, sub-districts and churches.—concluded.

DISTRICT AND SUB-DISTRICT	ARMENIAN CHURCH (Gregorian)			COPTIC CHURCH			ABYSSINIAN CHURCH			ANGLICAN CHURCH			PRESBYTERIAN CHURCH			LUTHERAN CHURCH			VARIOUS DENOMINATIONS (Unclassified)		
	Persons	Males	Females	Persons	Males	Females	Persons	Males	Females	Persons	Males	Females	Persons	Males	Females	Persons	Males	Females	Persons	Males	Females
	29	30	31	32	33	34	35	36	37	38	39	40	41	42	43	44	45	46	47	48	49
<b>PALESTINE .....</b>	<b>3,167</b>	<b>1,628</b>	<b>1,539</b>	<b>219</b>	<b>128</b>	<b>91</b>	<b>282</b>	<b>278</b>	<b>4</b>	<b>4,799</b>	<b>3,320</b>	<b>1,479</b>	<b>170</b>	<b>117</b>	<b>53</b>	<b>244</b>	<b>156</b>	<b>188</b>	<b>6,070</b>	<b>3,039</b>	<b>3,031</b>
<b>I. SOUTHERN DISTRICT .....</b>	<b>495</b>	<b>274</b>	<b>221</b>	<b>102</b>	<b>58</b>	<b>44</b>	<b>189</b>	<b>189</b>	<b>...</b>	<b>963</b>	<b>577</b>	<b>386</b>	<b>46</b>	<b>31</b>	<b>15</b>	<b>267</b>	<b>139</b>	<b>118</b>	<b>1,206</b>	<b>628</b>	<b>578</b>
1. Gaza Sub-district	21	7	14	3	2	1	...	...	...	32	20	12	...	...	...	...	...	...	74	32	42
2. Beersheba Sub-district	...	...	...	...	...	...	...	...	...	15	9	6	...	...	...	...	...	...	7	6	1
3. Jaffa Sub-district	402	227	175	68	41	27	...	...	...	385	176	209	8	2	6	289	128	111	958	477	481
4. Ramle Sub-district	72	40	32	31	15	16	189	189	...	581	372	159	38	29	9	18	11	7	167	113	54
<b>II. JERUSALEM DISTRICT ....</b>	<b>2,180</b>	<b>1,111</b>	<b>1,069</b>	<b>91</b>	<b>54</b>	<b>37</b>	<b>93</b>	<b>89</b>	<b>4</b>	<b>1,413</b>	<b>1,145</b>	<b>268</b>	<b>35</b>	<b>23</b>	<b>12</b>	<b>67</b>	<b>9</b>	<b>58</b>	<b>3,120</b>	<b>1,493</b>	<b>1,627</b>
5. Hebron Sub-district	...	...	...	...	...	...	...	...	...	3	3	...	...	...	...	...	...	...	48	23	25
6. Bethlehem Sub-district	105	56	49	1	1	...	...	...	...	9	4	5	1	...	1	...	...	...	275	145	130
7. Jerusalem Sub-district	2,049	1,042	1,007	89	52	37	93	89	4	1,382	1,120	262	34	23	11	67	9	58	2,217	1,066	1,151
8. Jericho Sub-district	25	13	12	1	1	...	...	...	...	...	...	...	...	...	...	...	...	...	23	6	17
9. Ramallah Sub-district	1	...	1	...	...	...	...	...	...	19	18	1	...	...	...	...	...	...	557	253	304
<b>III. NORTHERN DISTRICT ...</b>	<b>492</b>	<b>243</b>	<b>249</b>	<b>26</b>	<b>16</b>	<b>10</b>	<b>...</b>	<b>...</b>	<b>...</b>	<b>2,423</b>	<b>1,598</b>	<b>825</b>	<b>89</b>	<b>63</b>	<b>26</b>	<b>20</b>	<b>8</b>	<b>12</b>	<b>1,744</b>	<b>918</b>	<b>826</b>
10. Tulkarm Sub-district	3	2	1	1	...	1	...	...	...	6	4	2	...	...	...	...	...	...	87	52	35
11. Nablus Sub-district	4	2	2	...	...	...	...	...	...	287	165	122	5	5	...	2	2	...	47	21	26
12. Jenin Sub-district	...	...	...	...	...	...	...	...	...	62	34	28	...	...	...	...	...	...	32	14	18
13. Nazareth Sub-district	...	...	...	...	...	...	...	...	...	376	225	151	9	5	4	12	6	6	149	81	68
14. Beisan Sub-district	24	12	12	...	...	...	...	...	...	36	21	15	...	...	...	...	...	...	23	11	12
15. Tiberias Sub-district	24	12	12	...	...	...	...	...	...	31	26	5	17	3	14	...	...	...	82	47	35
16. Haifa Sub-district	422	212	210	22	15	7	...	...	...	1,340	979	361	46	39	7	3	...	3	1,089	558	531
17. Acre Sub-district	9	2	7	3	1	2	...	...	...	195	83	112	1	1	...	3	...	3	183	97	86
18. Safad Sub-district	6	1	5	...	...	...	...	...	...	90	61	29	11	10	1	...	...	...	52	37	15

TABLE VII.

Part III.—Christian population distributed by districts, churches and citizenship.—*continued.*

## ALL PALESTINE

CHRISTIAN CHURCHES CITIZENSHIP	TOTAL PERSONS			ORTHODOX CHURCH OF JERUSALEM			SYRIAN ORTHODOX (Jacobite)		
	Persons	Males	Females	Persons	Males	Females	Persons	Males	Females
1	2	3	4	5	6	7	8	9	10
<b>GRAND TOTAL</b> .....	<b>91,398</b>	<b>45,896</b>	<b>45,502</b>	<b>39,727</b>	<b>19,565</b>	<b>20,162</b>	<b>1,042</b>	<b>582</b>	<b>460</b>
<b>I. PALESTINIAN</b> .....	<b>78,291</b>	<b>38,031</b>	<b>40,260</b>	<b>37,703</b>	<b>18,718</b>	<b>18,985</b>	<b>921</b>	<b>491</b>	<b>430</b>
<b>II. PAPERS</b> .....	<b>133</b>	<b>68</b>	<b>65</b>	<b>19</b>	<b>9</b>	<b>10</b>	<b>1</b>	<b>1</b>	...
<b>III. ADJACENT ASIATIC TERRI- TORIES</b> .....	<b>1,774</b>	<b>971</b>	<b>803</b>	<b>312</b>	<b>193</b>	<b>119</b>	<b>91</b>	<b>69</b>	<b>25</b>
1. Syria .....	1,267	652	615	140	75	65	91	66	25
2. Trans-Jordan .....	507	319	188	172	118	54	...	...	...
<b>IV. MEDITERRANEAN ISLANDS..</b>	<b>38</b>	<b>17</b>	<b>21</b>	<b>23</b>	<b>10</b>	<b>13</b>	...	...	...
3. Malta .....	9	3	6	...	...	...	...	...	...
4. Cyprus .....	29	14	15	23	10	13	...	...	...
<b>V. AFRICA</b> .....	<b>488</b>	<b>293</b>	<b>195</b>	<b>180</b>	<b>83</b>	<b>97</b>	...	...	...
5. Abyssinia .....	158	105	48	56	15	41	...	...	...
6. Egypt .....	335	188	147	124	68	56	...	...	...
<b>VI. OTHER ASIATIC TERRI- TORIES</b> .....	<b>269</b>	<b>138</b>	<b>131</b>	<b>59</b>	<b>26</b>	<b>33</b>	<b>26</b>	<b>22</b>	<b>4</b>
7. China .....	3	3	...	...	...	...	...	...	...
8. India .....	7	5	2	1	...	1	...	...	...
9. Iraq .....	50	31	19	6	3	3	19	18	1
10. Far Eastern Territories	1	...	1	...	...	...	...	...	...
11. Persia .....	31	19	12	13	7	6	...	...	...
12. Turkey .....	177	80	97	39	16	23	7	4	3
<b>VII. EUROPEAN TERRITORIES .</b>	<b>9,603</b>	<b>5,985</b>	<b>3,618</b>	<b>1,190</b>	<b>434</b>	<b>756</b>	<b>2</b>	<b>2</b>	...
13. Austria .....	44	29	15	4	2	2	...	...	...
14. Belgium .....	24	16	8	...	...	...	...	...	...
15. Bulgaria .....	17	7	10	6	2	4	...	...	...
16. Czecho-Slovakia .....	28	15	13	3	1	2	...	...	...
17. Denmark .....	25	20	5	...	...	...	...	...	...
18. Estonia .....	1	...	1	...	...	...	...	...	...
19. Finland .....	2	1	1	...	...	...	...	...	...
20. France .....	554	231	323	...	...	...	...	...	...
21. Germany .....	1,934	823	1,111	7	4	3	...	...	...
22. Gibraltar .....	5	5	...	...	...	...	...	...	...
23. Greece .....	632	325	307	578	293	285	...	...	...
24. Holland .....	23	19	4	5	3	2	...	...	...
25. Hungary .....	20	6	14	3	1	2	...	...	...
26. Irish Free State .....	4	3	1	...	...	...	...	...	...
27. Italy .....	637	370	267	26	13	13	...	...	...
28. Latvia .....	3	1	2	...	...	...	...	...	...
29. Lithuania .....	3	1	2	1	1	...	...	...	...
30. Luxembourg .....	1	1	...	...	...	...	...	...	...
31. Norway .....	22	22	...	...	...	...	...	...	...
32. Poland .....	59	23	36	2	2	...	...	...	...
33. Portugal .....	1	1	...	...	...	...	...	...	...
34. Rumania .....	27	3	24	24	2	22	...	...	...
35. Spain .....	133	107	26	...	...	...	...	...	...
36. Sweden .....	46	18	28	...	...	...	...	...	...
37. Switzerland .....	48	23	25	1	...	1	...	...	...
38. United Kingdom .....	4,748	3,790	958	114	58	56	...	...	...
39. U.S.S.R. ....	539	108	431	412	50	362	2	2	...
40. Yugo-Slavia .....	23	17	6	4	2	2	...	...	...
<b>VIII. AMERICA</b> .....	<b>475</b>	<b>241</b>	<b>234</b>	<b>142</b>	<b>70</b>	<b>72</b>	...	...	...
41. Canada .....	4	1	3	...	...	...	...	...	...
42. United States of America	379	185	194	121	57	64	...	...	...
43. Central & South America including West In- dian Islands .....	92	55	37	21	13	8	...	...	...
<b>X. AUSTRALIA</b> .....	<b>8</b>	<b>5</b>	<b>3</b>	...	...	...	...	...	...
<b>X. Not recorded</b> .....	<b>819</b>	<b>147</b>	<b>172</b>	<b>99</b>	<b>22</b>	<b>77</b>	<b>1</b>	...	<b>1</b>

TABLE VII.

Part III.—Christian population distributed by districts, churches and citizenship.—*continued.*ALL PALESTINE.—*continued.*

CHRISTIAN CHURCHES CITIZENSHIP	ROMAN CATHOLIC																	
	(a) LATIN			(b) UNIATE CHURCHES														
	Persons	Males	Females	MELKITE (Greek Catholic)			MARONITE			ARMENIAN CATHOLIC			SYRIAN CATHOLIC			ASSYRIAN CATHOLIC		
				Persons	Males	Females	Persons	Males	Females	Persons	Males	Females	Persons	Males	Females	Persons	Males	Females
11	12	13	14	15	16	17	18	19	20	21	22	23	24	25	26	27	28	
GRAND TOTAL .....	18,895	8,714	10,181	12,645	6,289	6,356	3,431	1,738	1,693	330	238	92	171	69	102	106	35	71
I. PALESTINIAN .....	15,728	6,912	8,816	12,347	6,145	6,202	3,036	1,504	1,532	142	88	54	146	59	87	92	29	63
II. PAPERS .....	23	14	9	16	8	8	9	3	6	5	3	2	...	...	...	3	...	3
III. ADJACENT ASIATIC TERRITORIES .....	494	227	267	149	61	88	295	154	141	121	111	10	22	8	14	3	2	1
1. Syria .....	247	84	163	140	55	85	294	153	141	118	110	8	22	8	14	3	2	1
2. Trans-Jordan .....	247	143	104	9	6	3	1	1	...	3	1	2	...	...	...	...	...	...
IV. MEDITERRANEAN ISLANDS..	13	5	8	...	...	...	1	1	...	...	...	...	...	...	...	...	...	...
3. Malta .....	9	3	6	...	...	...	...	...	...	...	...	...	...	...	...	...	...	...
4. Cyprus .....	4	2	2	...	...	...	1	1	...	...	...	...	...	...	...	...	...	...
V. AFRICA .....	57	28	29	32	16	16	4	2	2	9	9	...	...	...	...	...	...	...
5. Abyssinia .....	2	2	...	...	...	...	...	...	...	...	...	...	...	...	...	...	...	...
6. Egypt .....	55	26	29	32	16	16	4	2	2	9	9	...	...	...	...	...	...	...
VI. OTHER ASIATIC TERRITORIES .....	42	12	30	3	1	2	...	...	...	11	6	5	2	2	...	8	4	4
7. China .....	...	...	...	...	...	...	...	...	...	...	...	...	...	...	...	...	...	...
8. India .....	4	3	1	...	...	...	...	...	...	...	...	...	...	...	...	...	...	...
9. Iraq .....	12	...	12	1	1	...	...	...	...	1	1	...	1	1	...	...	...	...
10. Far Eastern Territories .....	...	...	...	...	...	...	...	...	...	...	...	...	...	...	...	...	...	...
11. Persia .....	...	...	...	...	...	...	...	...	...	...	...	...	...	...	...	...	...	...
12. Turkey .....	26	9	17	2	...	2	...	...	...	10	5	5	1	1	...	8	4	4
VII. EUROPEAN TERRITORIES ..	2,312	1,388	924	76	46	30	77	70	7	29	13	16	1	...	1	...	...	...
13. Austria .....	30	22	8	2	...	2	...	...	...	2	...	2	...	...	...	...	...	...
14. Belgium .....	24	16	8	...	...	...	...	...	...	...	...	...	...	...	...	...	...	...
15. Bulgaria .....	6	1	5	1	1	...	...	...	...	...	...	...	...	...	...	...	...	...
16. Czecho-Slovakia .....	13	11	2	...	...	...	...	...	...	...	...	...	...	...	...	...	...	...
17. Denmark .....	2	...	2	...	...	...	...	...	...	...	...	...	...	...	...	...	...	...
18. Estonia .....	...	...	...	...	...	...	...	...	...	...	...	...	...	...	...	...	...	...
19. Finland .....	...	...	...	1	...	1	...	...	...	...	...	...	...	...	...	...	...	...
20. France .....	513	219	294	7	3	4	1	1	...	...	...	...	...	...	...	...	...	...
21. Germany .....	216	77	139	1	...	1	...	...	...	...	...	...	...	...	...	...	...	...
22. Gibraltar .....	...	...	...	...	...	...	...	...	...	...	...	...	...	...	...	...	...	...
23. Greece .....	18	10	8	4	2	2	1	...	1	...	...	...	...	...	...	...	...	...
24. Holland .....	15	15	...	...	...	...	...	...	...	...	...	...	...	...	...	...	...	...
25. Hungary .....	8	3	5	...	...	...	...	...	...	...	...	...	...	...	...	...	...	...
26. Irish Free State .....	4	3	1	...	...	...	...	...	...	...	...	...	...	...	...	...	...	...
27. Italy .....	591	345	246	6	3	3	1	...	1	...	...	...	...	...	...	...	...	...
28. Latvia .....	...	...	...	...	...	...	...	...	...	...	...	...	...	...	...	...	...	...
29. Lithuania .....	2	...	2	...	...	...	...	...	...	...	...	...	...	...	...	...	...	...
30. Luxemburg .....	1	1	...	...	...	...	...	...	...	...	...	...	...	...	...	...	...	...
31. Norway .....	...	...	...	...	...	...	...	...	...	...	...	...	...	...	...	...	...	...
32. Poland .....	48	16	32	...	...	...	...	...	...	...	...	...	...	...	...	...	...	...
33. Portugal .....	1	1	...	...	...	...	...	...	...	...	...	...	...	...	...	...	...	...
34. Rumania .....	2	...	2	...	...	...	...	...	...	...	...	...	...	...	...	...	...	...
35. Spain .....	129	103	26	...	...	...	...	...	...	...	...	...	...	...	...	...	...	...
36. Sweden .....	1	1	...	...	...	...	...	...	...	...	...	...	...	...	...	...	...	...
37. Switzerland .....	29	14	15	...	...	...	...	...	...	...	...	...	...	...	...	...	...	...
38. United Kingdom .....	615	505	110	50	35	15	73	69	4	5	5	...	...	...	...	...	...	...
39. U.S.S.R. ....	27	11	16	4	2	2	1	...	1	22	8	14	1	...	1	...	...	...
40. Yugo-Slavia .....	17	14	3	...	...	...	...	...	...	...	...	...	...	...	...	...	...	...
VIII. AMERICA .....	117	64	53	18	11	7	9	4	5	1	...	1	...	...	...	...	...	...
41. Canada .....	4	1	3	...	...	...	...	...	...	...	...	...	...	...	...	...	...	...
42. United States of America .....	61	33	28	13	7	6	...	...	...	1	...	1	...	...	...	...	...	...
43. Central & South America including West Indian Islands .....	52	30	22	5	4	1	9	4	5	...	...	...	...	...	...	...	...	...
IX. AUSTRALIA .....	2	2	...	...	...	...	...	...	...	...	...	...	...	...	...	...	...	...
X. Not recorded .....	107	62	45	4	1	3	...	...	...	12	8	4	...	...	...	...	...	...

TABLE VII.

Part III.—Christian population distributed by districts, churches and citizenship.—*continued.*ALL PALESTINE.—*concluded.*

CHRISTIAN CHURCHES CITIZENSHIP	ARMENIAN CHURCH (Gregorian)			COPTIC CHURCH			ABYSSINIAN CHURCH			ANGLICAN CHURCH			PRESBYTERIAN CHURCH			LUTHERAN CHURCH			VARIOUS DENOMINATIONS (Unclassified)		
	Persons	Males	Females	Persons	Males	Females	Persons	Males	Females	Persons	Males	Females	Persons	Males	Females	Persons	Males	Females	Persons	Males	Females
<b>GRAND TOTAL</b> .....	3,167	1,628	1,539	219	128	91	282	278	4	4,799	3,320	1,479	170	117	53	344	156	188	6,070	3,039	3,031
<b>I. PALESTINIAN</b> .....	2,820	1,434	1,386	161	90	71	1	1	...	1,810	911	899	17	9	8	141	62	79	3,226	1,578	1,648
<b>II. PAPERS</b> .....	34	20	14	...	...	...	...	...	...	2	...	2	...	...	...	...	...	...	21	10	11
<b>III. ADJACENT ASIATIC TERRITORIES</b> .....	96	49	47	...	...	...	...	...	...	33	12	21	3	1	2	2	1	1	153	86	67
1. Syria .....	88	44	44	...	...	...	...	...	...	21	4	17	3	1	2	2	1	1	98	49	49
2. Trans-Jordan .....	8	5	3	...	...	...	...	...	...	12	8	4	...	...	...	...	...	...	55	37	18
<b>IV. MEDITERRANEAN ISLANDS..</b>	...	...	...	...	...	...	...	...	...	...	...	...	...	...	...	...	...	...	1	1	...
3. Malta .....	...	...	...	...	...	...	...	...	...	...	...	...	...	...	...	...	...	...	...	...	...
4. Cyprus .....	...	...	...	...	...	...	...	...	...	...	...	...	...	...	...	...	...	...	1	1	...
<b>V. AFRICA</b> .....	12	4	8	58	38	20	92	88	4	11	6	5	1	...	1	...	...	...	32	19	13
5. Abyssinia .....	...	...	...	1	...	1	92	88	4	...	...	...	...	...	...	...	...	...	2	...	2
6. Egypt .....	12	4	8	57	38	19	...	...	...	11	6	5	1	...	1	...	...	...	80	19	11
<b>VI. OTHER ASIATIC TERRITORIES</b> .....	90	48	42	...	...	...	...	...	...	10	7	3	...	...	...	1	1	...	17	9	8
7. China .....	...	...	...	...	...	...	...	...	...	...	...	...	...	...	...	...	...	...	3	3	...
8. India .....	1	1	...	...	...	...	...	...	...	...	...	...	...	...	...	...	...	...	1	1	...
9. Iraq .....	6	5	1	...	...	...	...	...	...	2	...	2	...	...	...	...	...	...	2	2	...
10. Far Eastern Territories	...	...	...	...	...	...	...	...	...	...	...	...	...	...	...	...	...	...	1	...	1
11. Persia .....	18	12	6	...	...	...	...	...	...	...	...	...	...	...	...	...	...	...	...	...	...
12. Turkey .....	65	30	35	...	...	...	...	...	...	8	7	1	...	...	...	1	1	...	10	3	7
<b>VII. EUROPEAN TERRITORIES</b> .	37	24	13	...	...	...	189	189	...	2,911	2,376	535	147	107	40	199	92	107	2,433	1,244	1,189
13. Austria .....	...	...	...	...	...	...	...	...	...	...	...	...	...	...	...	...	...	...	6	5	1
14. Belgium .....	...	...	...	...	...	...	...	...	...	...	...	...	...	...	...	...	...	...	...	...	...
15. Bulgaria .....	...	...	...	...	...	...	...	...	...	...	...	...	...	...	...	...	...	...	4	3	1
16. Czecho-Slovakia .....	...	...	...	...	...	...	...	...	...	...	...	...	...	...	...	...	...	...	12	3	9
17. Denmark .....	...	...	...	...	...	...	...	...	...	...	...	...	...	...	...	18	18	...	5	2	3
18. Estonia .....	...	...	...	...	...	...	...	...	...	...	...	...	...	...	1	...	1	...	...	...	...
19. Finland .....	...	...	...	...	...	...	...	...	...	...	...	...	...	...	...	...	...	...	1	1	...
20. France .....	4	2	2	...	...	...	...	...	...	1	...	1	...	...	...	...	...	...	28	6	22
21. Germany .....	...	...	...	...	...	...	...	...	...	24	12	12	...	...	...	151	51	100	1,585	679	856
22. Gibraltar .....	...	...	...	...	...	...	...	...	...	...	...	...	...	...	...	...	...	...	5	5	...
23. Greece .....	...	...	...	...	...	...	...	...	...	3	2	1	...	...	...	...	...	...	28	18	10
24. Holland .....	...	...	...	...	...	...	...	...	...	1	...	1	...	...	...	...	...	...	2	1	1
25. Hungary .....	...	...	...	...	...	...	...	...	...	2	...	2	...	...	...	...	...	...	7	2	5
26. Irish Free State .....	...	...	...	...	...	...	...	...	...	...	...	...	...	...	...	...	...	...	...	...	...
27. Italy .....	...	...	...	...	...	...	...	...	...	1	...	1	...	...	...	...	...	...	12	9	3
28. Latvia .....	...	...	...	...	...	...	...	...	...	...	...	...	...	...	2	...	2	...	1	1	...
29. Lithuania .....	...	...	...	...	...	...	...	...	...	...	...	...	...	...	...	...	...	...	...	...	...
30. Luxemburg .....	...	...	...	...	...	...	...	...	...	...	...	...	...	...	...	...	...	...	...	...	...
31. Norway .....	...	...	...	...	...	...	...	...	...	1	1	...	...	...	...	21	21	...	...	...	...
32. Poland .....	...	...	...	...	...	...	...	...	...	1	1	...	...	...	...	...	...	...	8	4	4
33. Portugal .....	...	...	...	...	...	...	...	...	...	...	...	...	...	...	...	...	...	...	...	...	...
34. Rumania .....	...	...	...	...	...	...	...	...	...	1	1	...	...	...	...	...	...	...	...	...	...
35. Spain .....	...	...	...	...	...	...	...	...	...	...	...	...	...	...	...	...	...	...	4	4	...
36. Sweden .....	...	...	...	...	...	...	...	...	...	...	...	...	...	...	...	...	...	...	45	17	28
37. Switzerland .....	...	...	...	...	...	...	...	...	...	1	...	1	1	...	1	4	2	2	12	7	5
38. United Kingdom.....	3	3	...	...	...	...	189	189	...	2,875	2,359	516	145	107	38	...	...	...	679	460	219
39. U.S.S.R.....	30	19	11	...	...	...	...	...	...	...	...	...	1	...	1	2	...	2	37	16	21
40. Yugo-Slavia .....	...	...	...	...	...	...	...	...	...	...	...	...	...	...	...	...	...	...	2	1	1
<b>VIII. AMERICA</b> .....	7	5	2	...	...	...	...	...	...	20	7	13	2	...	2	...	...	...	159	80	79
41. Canada .....	...	...	...	...	...	...	...	...	...	...	...	...	...	...	...	...	...	...	...	...	...
42. United States of America	6	4	2	...	...	...	...	...	...	19	7	12	2	...	2	...	...	...	156	77	79
43. Central & South America including West Indian Islands .....	1	1	...	...	...	...	...	...	...	1	...	1	...	...	...	...	...	...	3	3	...
<b>IX. AUSTRALIA</b> .....	...	...	...	...	...	...	...	...	...	...	...	...	...	...	...	...	...	...	6	3	3
<b>X. Not recorded</b> .....	71	44	27	...	...	...	...	...	...	2	1	1	...	...	...	1	...	1	22	9	13

TABLE VII.

Part III.—Christian population distributed by districts, churches and citizenship.—*continued.*

## SOUTHERN DISTRICT

CHRISTIAN CHURCHES CITIZENSHIP	TOTAL PERSONS			ORTHODOX CHURCH OF JERUSALEM			SYRIAN ORTHODOX (Jacobite)		
	Persons	Males	Females	Persons	Males	Females	Persons	Males	Females
1	2	3	4	5	6	7	8	9	10
GRAND TOTAL .....	15,155	8,059	7,096	9,323	4,775	4,548	6	6	...
I. PALESTINIAN .....	12,766	6,508	6,258	9,117	4,656	4,461	2	2	...
II. PAPERS .....	7	4	3	1	1	...	...	...	...
III. ADJACENT ASIATIC TERRITORIES .....	148	90	58	53	27	26	4	4	...
1. Syria .....	100	54	46	31	14	17	4	4	...
2. Trans-Jordan .....	48	36	12	22	13	9	...	...	...
IV. MEDITERRANEAN ISLANDS..	23	10	13	16	8	8	...	...	...
3. Malta .....	4	...	4	...	...	...	...	...	...
4. Cyprus .....	19	10	9	16	8	8	...	...	...
V. AFRICA .....	53	30	23	18	10	8	...	...	...
5. Abyssinia .....	1	1	...	...	...	...	...	...	...
6. Egypt .....	52	29	23	18	10	8	...	...	...
VI. OTHER ASIATIC TERRITORIES .....	31	17	14	5	3	2	...	...	...
7. China .....	3	3	...	...	...	...	...	...	...
8. India .....	4	2	2	1	...	1	...	...	...
9. Iraq .....	3	1	2	1	1	...	...	...	...
10. Far Eastern Territories	1	...	1	...	...	...	...	...	...
11. Persia .....	6	4	2	...	...	...	...	...	...
12. Turkey .....	14	7	7	3	2	1	...	...	...
VII. EUROPEAN TERRITORIES ..	2,099	1,377	722	112	70	42	...	...	...
13. Austria .....	1	1	...	...	...	...	...	...	...
14. Belgium .....	5	5	...	...	...	...	...	...	...
15. Bulgaria .....	2	1	1	1	1	...	...	...	...
16. Czecho-Slovakia .....	2	2	...	...	...	...	...	...	...
17. Denmark .....	19	18	1	...	...	...	...	...	...
18. Estonia .....	1	...	1	...	...	...	...	...	...
19. Finland .....	...	...	...	...	...	...	...	...	...
20. France .....	51	27	24	...	...	...	...	...	...
21. Germany .....	652	295	357	...	...	...	...	...	...
22. Gibraltar .....	5	5	...	...	...	...	...	...	...
23. Greece .....	63	39	24	59	38	21	...	...	...
24. Holland .....	7	6	1	...	...	...	...	...	...
25. Hungary .....	3	2	1	...	...	...	...	...	...
26. Irish Free State .....	1	1	...	...	...	...	...	...	...
27. Italy .....	64	29	35	4	4	...	...	...	...
28. Latvia .....	...	...	...	...	...	...	...	...	...
29. Lithuania .....	...	...	...	...	...	...	...	...	...
30. Luxemburg .....	...	...	...	...	...	...	...	...	...
31. Norway .....	22	22	...	...	...	...	...	...	...
32. Poland .....	3	2	1	...	...	...	...	...	...
33. Portugal .....	...	...	...	...	...	...	...	...	...
34. Rumania .....	...	...	...	...	...	...	...	...	...
35. Spain .....	11	11	...	...	...	...	...	...	...
36. Sweden .....	...	...	...	...	...	...	...	...	...
37. Switzerland .....	9	4	5	...	...	...	...	...	...
38. United Kingdom .....	1,134	880	254	44	25	19	...	...	...
39. U.S.S.R. ....	43	27	16	4	2	2	...	...	...
40. Yugo-Slavia .....	1	...	1	...	...	...	...	...	...
VIII. AMERICA .....	8	5	3	1	...	1	...	...	...
41. Canada .....	...	...	...	...	...	...	...	...	...
42. United States of America	8	5	3	1	...	1	...	...	...
43. Central & South America including West Indian Islands .....	...	...	...	...	...	...	...	...	...
IX. AUSTRALIA .....	2	2	...	...	...	...	...	...	...
X. Not recorded .....	18	16	2	...	...	...	...	...	...



TABLE VII.

Part III.—Christian population distributed by districts, churches and citizenship.—continued.

## SOUTHERN DISTRICT.—concluded.

CHRISTIAN CHURCHES CITIZENSHIP	ARMENIAN CHURCH (Gregorian)			COPTIC CHURCH			ABYSSINIAN CHURCH			ANGLICAN CHURCH			PRESBYTERIAN CHURCH			LUTHERAN CHURCH			VARIOUS DENOMINATIONS (Unclassified)		
	Persons	Males	Females	Persons	Males	Females	Persons	Males	Females	Persons	Males	Females	Persons	Males	Females	Persons	Males	Females	Persons	Males	Females
<b>GRAND TOTAL</b> .....	<b>495</b>	<b>274</b>	<b>221</b>	<b>102</b>	<b>58</b>	<b>44</b>	<b>189</b>	<b>189</b>	...	<b>963</b>	<b>577</b>	<b>386</b>	<b>48</b>	<b>31</b>	<b>15</b>	<b>257</b>	<b>139</b>	<b>118</b>	<b>1,206</b>	<b>628</b>	<b>578</b>
<b>I. PALESTINIAN</b> .....	<b>450</b>	<b>248</b>	<b>202</b>	<b>91</b>	<b>54</b>	<b>37</b>	...	...	...	<b>390</b>	<b>188</b>	<b>202</b>	<b>1</b>	<b>1</b>	...	<b>84</b>	<b>49</b>	<b>35</b>	<b>505</b>	<b>251</b>	<b>254</b>
<b>II. PAPERS</b> .....	<b>1</b>	<b>1</b>	...	...	...	...	...	...	...	...	...	...	...	...	...	...	...	...	...	...	...
<b>III. ADJACENT ASIATIC TERRITORIES</b> .....	<b>13</b>	<b>5</b>	<b>8</b>	...	...	...	...	...	...	<b>6</b>	<b>1</b>	<b>5</b>	...	...	...	<b>1</b>	<b>1</b>	...	<b>10</b>	<b>5</b>	<b>5</b>
1. Syria .....	<b>13</b>	<b>5</b>	<b>8</b>	...	...	...	...	...	...	<b>6</b>	<b>1</b>	<b>5</b>	...	...	...	<b>1</b>	<b>1</b>	...	<b>5</b>	<b>3</b>	<b>2</b>
2. Trans-Jordan .....	...	...	...	...	...	...	...	...	...	...	...	...	...	...	...	...	...	...	<b>5</b>	<b>2</b>	<b>3</b>
<b>IV. MEDITERRANEAN ISLANDS</b> .....	...	...	...	...	...	...	...	...	...	...	...	...	...	...	...	...	...	...	...	...	...
3. Malta .....	...	...	...	...	...	...	...	...	...	...	...	...	...	...	...	...	...	...	...	...	...
4. Cyprus .....	...	...	...	...	...	...	...	...	...	...	...	...	...	...	...	...	...	...	...	...	...
<b>V. AFRICA</b> .....	<b>1</b>	...	<b>1</b>	<b>11</b>	<b>4</b>	<b>7</b>	...	...	...	<b>1</b>	...	<b>1</b>	...	...	...	...	...	...	<b>6</b>	<b>4</b>	<b>2</b>
5. Abyssinia .....	...	...	...	...	...	...	...	...	...	...	...	...	...	...	...	...	...	...	...	...	...
6. Egypt .....	<b>1</b>	...	<b>1</b>	<b>11</b>	<b>4</b>	<b>7</b>	...	...	...	<b>1</b>	...	<b>1</b>	...	...	...	...	...	...	<b>6</b>	<b>4</b>	<b>2</b>
<b>VI. OTHER ASIATIC TERRITORIES</b> .....	<b>14</b>	<b>6</b>	<b>8</b>	...	...	...	...	...	...	<b>3</b>	<b>1</b>	<b>2</b>	...	...	...	...	...	...	<b>4</b>	<b>3</b>	<b>1</b>
7. China .....	...	...	...	...	...	...	...	...	...	...	...	...	...	...	...	...	...	...	<b>3</b>	<b>3</b>	...
8. India .....	...	...	...	...	...	...	...	...	...	...	...	...	...	...	...	...	...	...	...	...	...
9. Iraq .....	...	...	...	...	...	...	...	...	...	<b>2</b>	...	<b>2</b>	...	...	...	...	...	...	...	...	...
10. Far Eastern Territories .....	...	...	...	...	...	...	...	...	...	...	...	...	...	...	...	...	...	...	<b>1</b>	...	<b>1</b>
11. Persia .....	<b>6</b>	<b>4</b>	<b>2</b>	...	...	...	...	...	...	...	...	...	...	...	...	...	...	...	...	...	...
12. Turkey .....	<b>8</b>	<b>2</b>	<b>6</b>	...	...	...	...	...	...	<b>1</b>	<b>1</b>	...	...	...	...	...	...	...	...	...	...
<b>VII. EUROPEAN TERRITORIES</b> ..	<b>10</b>	<b>10</b>	...	...	...	...	<b>189</b>	<b>189</b>	...	<b>561</b>	<b>386</b>	<b>175</b>	<b>45</b>	<b>30</b>	<b>15</b>	<b>171</b>	<b>89</b>	<b>82</b>	<b>679</b>	<b>363</b>	<b>316</b>
13. Austria .....	...	...	...	...	...	...	...	...	...	...	...	...	...	...	...	...	...	...	<b>1</b>	<b>1</b>	...
14. Belgium .....	...	...	...	...	...	...	...	...	...	...	...	...	...	...	...	...	...	...	...	...	...
15. Bulgaria .....	...	...	...	...	...	...	...	...	...	...	...	...	...	...	...	...	...	...	...	...	...
16. Czecho-Slovakia .....	...	...	...	...	...	...	...	...	...	...	...	...	...	...	...	...	...	...	...	...	...
17. Denmark .....	...	...	...	...	...	...	...	...	...	...	...	...	...	...	...	<b>18</b>	<b>18</b>	...	...	...	...
18. Estonia .....	...	...	...	...	...	...	...	...	...	...	...	...	...	...	...	<b>1</b>	<b>1</b>	...	...	...	...
19. Finland .....	...	...	...	...	...	...	...	...	...	...	...	...	...	...	...	...	...	...	...	...	...
20. France .....	<b>1</b>	<b>1</b>	...	...	...	...	...	...	...	...	...	...	...	...	...	...	...	...	<b>4</b>	<b>2</b>	<b>2</b>
21. Germany .....	...	...	...	...	...	...	...	...	...	...	...	...	...	...	...	...	...	...	<b>515</b>	<b>243</b>	<b>272</b>
22. Gibraltar .....	...	...	...	...	...	...	...	...	...	...	...	...	...	...	...	...	...	...	<b>5</b>	<b>5</b>	...
23. Greece .....	...	...	...	...	...	...	...	...	...	...	...	...	...	...	...	...	...	...	<b>2</b>	<b>1</b>	<b>1</b>
24. Holland .....	...	...	...	...	...	...	...	...	...	...	...	...	...	...	...	...	...	...	<b>1</b>	...	<b>1</b>
25. Hungary .....	...	...	...	...	...	...	...	...	...	...	...	...	...	...	...	...	...	...	<b>1</b>	<b>1</b>	...
26. Irish Free State .....	...	...	...	...	...	...	...	...	...	...	...	...	...	...	...	...	...	...	<b>2</b>	<b>2</b>	...
27. Italy .....	...	...	...	...	...	...	...	...	...	...	...	...	...	...	...	...	...	...	...	...	...
28. Latvia .....	...	...	...	...	...	...	...	...	...	...	...	...	...	...	...	...	...	...	...	...	...
29. Lithuania .....	...	...	...	...	...	...	...	...	...	...	...	...	...	...	...	...	...	...	...	...	...
30. Luxemburg .....	...	...	...	...	...	...	...	...	...	...	...	...	...	...	...	...	...	...	...	...	...
31. Norway .....	...	...	...	...	...	...	...	...	...	<b>1</b>	<b>1</b>	...	...	...	...	<b>21</b>	<b>21</b>	...	...	...	...
32. Poland .....	...	...	...	...	...	...	...	...	...	...	...	...	...	...	...	...	...	...	<b>1</b>	...	<b>1</b>
33. Portugal .....	...	...	...	...	...	...	...	...	...	...	...	...	...	...	...	...	...	...	...	...	...
34. Rumania .....	...	...	...	...	...	...	...	...	...	...	...	...	...	...	...	...	...	...	<b>1</b>	<b>1</b>	...
35. Spain .....	...	...	...	...	...	...	...	...	...	...	...	...	...	...	...	...	...	...	...	...	...
36. Sweden .....	...	...	...	...	...	...	...	...	...	...	...	...	...	...	...	...	...	...	...	...	...
37. Switzerland .....	...	...	...	...	...	...	...	...	...	<b>1</b>	...	<b>1</b>	...	...	<b>4</b>	<b>2</b>	<b>2</b>	<b>4</b>	<b>2</b>	<b>2</b>	
38. United Kingdom .....	<b>1</b>	<b>1</b>	...	...	...	...	<b>189</b>	<b>189</b>	...	<b>559</b>	<b>385</b>	<b>174</b>	<b>45</b>	<b>30</b>	<b>15</b>	...	...	...	<b>116</b>	<b>92</b>	<b>24</b>
39. U.S.S.R. ....	<b>8</b>	<b>8</b>	...	...	...	...	...	...	...	...	...	...	...	...	...	...	...	...	<b>25</b>	<b>13</b>	<b>12</b>
40. Yugo-Slavia .....	...	...	...	...	...	...	...	...	...	...	...	...	...	...	...	...	...	...	<b>1</b>	...	<b>1</b>
<b>VIII. AMERICA</b> .....	<b>2</b>	<b>1</b>	<b>1</b>	...	...	...	...	...	...	<b>1</b>	...	<b>1</b>	...	...	...	...	...	...	...	...	...
41. Canada .....	...	...	...	...	...	...	...	...	...	...	...	...	...	...	...	...	...	...	...	...	...
42. United States of America .....	<b>2</b>	<b>1</b>	<b>1</b>	...	...	...	...	...	...	<b>1</b>	...	<b>1</b>	...	...	...	...	...	...	...	...	...
43. Central & South America including West Indian Islands .....	...	...	...	...	...	...	...	...	...	...	...	...	...	...	...	...	...	...	...	...	...
<b>IX. AUSTRALIA</b> .....	...	...	...	...	...	...	...	...	...	...	...	...	...	...	...	...	...	...	...	...	...
<b>X. Not recorded</b> .....	<b>4</b>	<b>3</b>	<b>1</b>	...	...	...	...	...	...	<b>1</b>	<b>1</b>	...	...	...	...	<b>1</b>	<b>1</b>	<b>2</b>	<b>2</b>	...	

TABLE VII.

Part III.—Christian population distributed by districts, churches and citizenship.—*continued.*

## JERUSALEM DISTRICT

CHRISTIAN CHURCHES CITIZENSHIP	TOTAL PERSONS			ORTHODOX CHURCH OF JERUSALEM			SYRIAN ORTHODOX (Jacobite)		
	Persons	Males	Females	Persons	Males	Females	Persons	Males	Females
I	2	3	4	5	6	7	8	9	10
<b>GRAND TOTAL</b> .....	<b>38,488</b>	<b>18,567</b>	<b>19,921</b>	<b>19,068</b>	<b>9,184</b>	<b>9,884</b>	<b>983</b>	<b>547</b>	<b>436</b>
<b>I. PALESTINIAN</b> .....	<b>31,980</b>	<b>14,887</b>	<b>17,093</b>	<b>17,668</b>	<b>8,675</b>	<b>8,993</b>	<b>868</b>	<b>461</b>	<b>407</b>
<b>II. PAPERS</b> .....	<b>75</b>	<b>38</b>	<b>37</b>	<b>12</b>	<b>6</b>	<b>6</b>	...	...	...
<b>III. ADJACENT ASIATIC TERRITORIES</b> .....	<b>905</b>	<b>539</b>	<b>366</b>	<b>115</b>	<b>83</b>	<b>32</b>	<b>87</b>	<b>62</b>	<b>25</b>
1. Syria .....	583	344	239	36	23	13	87	62	25
2. Trans-Jordan .....	322	195	127	79	60	19	...	...	...
<b>IV. MEDITERRANEAN ISLANDS..</b>	<b>9</b>	<b>3</b>	<b>6</b>	<b>7</b>	<b>2</b>	<b>5</b>	...	...	...
3. Malta .....	1	...	1	...	...	...	...	...	...
4. Cyprus .....	8	3	5	7	2	5	...	...	...
<b>V. AFRICA</b> .....	<b>294</b>	<b>193</b>	<b>101</b>	<b>106</b>	<b>47</b>	<b>59</b>	...	...	...
5. Abyssinia .....	152	104	48	52	15	41	...	...	...
6. Egypt .....	142	89	53	50	32	18	...	...	...
<b>VI. OTHER ASIATIC TERRITORIES</b> .....	<b>175</b>	<b>92</b>	<b>83</b>	<b>34</b>	<b>14</b>	<b>20</b>	<b>26</b>	<b>22</b>	<b>4</b>
7. China .....	...	...	...	...	...	...	...	...	...
8. India .....	3	3	...	...	...	...	...	...	...
9. Iraq .....	41	28	13	4	1	3	19	18	1
10. Far Eastern Territories .....	...	...	...	...	...	...	...	...	...
11. Persia .....	20	11	9	9	4	5	...	...	...
12. Turkey .....	111	50	61	21	9	12	7	4	3
<b>VII. EUROPEAN TERRITORIES</b> ..	<b>4,417</b>	<b>2,516</b>	<b>1,901</b>	<b>917</b>	<b>279</b>	<b>638</b>	<b>2</b>	<b>2</b>	...
13. Austria .....	35	20	15	4	2	2	...	...	...
14. Belgium .....	11	8	3	...	...	...	...	...	...
15. Bulgaria .....	14	5	9	5	1	4	...	...	...
16. Czecho-Slovakia .....	18	9	9	3	1	2	...	...	...
17. Denmark .....	5	1	4	...	...	...	...	...	...
18. Estonia .....	...	...	...	...	...	...	...	...	...
19. Finland .....	1	1	...	...	...	...	...	...	...
20. France .....	344	149	195	...	...	...	...	...	...
21. Germany .....	541	218	323	6	4	2	...	...	...
22. Gibraltar .....	...	...	...	...	...	...	...	...	...
23. Greece .....	439	208	231	418	194	224	...	...	...
24. Holland .....	15	12	3	5	3	2	...	...	...
25. Hungary .....	15	4	11	3	1	2	...	...	...
26. Irish Free State .....	3	2	1	...	...	...	...	...	...
27. Italy .....	404	246	158	11	5	6	...	...	...
28. Latvia .....	1	1	...	...	...	...	...	...	...
29. Lithuania .....	3	1	2	1	1	...	...	...	...
30. Luxemburg .....	1	1	...	...	...	...	...	...	...
31. Norway .....	...	...	...	...	...	...	...	...	...
32. Poland .....	48	16	32	2	2	...	...	...	...
33. Portugal .....	1	1	...	...	...	...	...	...	...
34. Rumania .....	87	3	24	24	2	22	...	...	...
35. Spain .....	90	66	24	...	...	...	...	...	...
36. Sweden .....	45	17	28	...	...	...	...	...	...
37. Switzerland .....	34	18	16	1	...	1	...	...	...
38. United Kingdom .....	1,858	1,431	427	47	19	28	...	...	...
39. U.S.S.R. ....	444	63	381	383	42	341	2	2	...
40. Yugo-Slavia .....	20	15	5	4	2	2	...	...	...
<b>III. AMERICA</b> .....	<b>362</b>	<b>178</b>	<b>184</b>	<b>122</b>	<b>61</b>	<b>61</b>	...	...	...
41. Canada .....	2	...	2	...	...	...	...	...	...
42. United States of America .....	308	147	156	107	52	55	...	...	...
43. Central & South America including West Indian Islands .....	57	31	26	15	9	6	...	...	...
<b>IV. AUSTRALIA</b> .....	<b>2</b>	<b>1</b>	<b>1</b>	...	...	...	...	...	...
Not recorded .....	200	120	149	87	17	70	...	...	...

TABLE VII.

Part III.—Christian population distributed by districts, churches and citizenship.—*continued.*JERUSALEM DISTRICT.—*continued.*

CHRISTIAN CHURCHES CITIZENSHIP	ROMAN CATHOLIC																	
	(a) LATIN			(b) UNIATE CHURCHES														
				MELKITE (Greek Catholic)			MARONITE			ARMENIAN CATHOLIC			SYRIAN CATHOLIC			ASSYRIAN CATHOLIC		
	Persons	Males	Females	Persons	Males	Females	Persons	Males	Females	Persons	Males	Females	Persons	Males	Females	Persons	Males	Females
11	12	13	14	15	16	17	18	19	20	21	22	23	24	25	26	27	28	
<b>GRAND TOTAL</b> .....	<b>10,429</b>	<b>4,391</b>	<b>6,038</b>	<b>406</b>	<b>182</b>	<b>224</b>	<b>141</b>	<b>66</b>	<b>75</b>	<b>274</b>	<b>189</b>	<b>85</b>	<b>142</b>	<b>63</b>	<b>79</b>	<b>46</b>	<b>21</b>	<b>28</b>
<b>I. PALESTINIAN</b> .....	<b>8,537</b>	<b>3,371</b>	<b>5,166</b>	<b>366</b>	<b>164</b>	<b>202</b>	<b>105</b>	<b>56</b>	<b>49</b>	<b>110</b>	<b>62</b>	<b>48</b>	<b>119</b>	<b>55</b>	<b>64</b>	<b>43</b>	<b>19</b>	<b>24</b>
<b>II. PAPERS</b> .....	<b>19</b>	<b>11</b>	<b>8</b>	...	...	...	...	...	...	<b>3</b>	<b>1</b>	<b>2</b>	...	...	...	...	...	...
<b>III. ADJACENT ASIATIC TERRITORIES</b> .....	<b>325</b>	<b>157</b>	<b>168</b>	<b>31</b>	<b>15</b>	<b>16</b>	<b>33</b>	<b>10</b>	<b>23</b>	<b>119</b>	<b>109</b>	<b>10</b>	<b>20</b>	<b>6</b>	<b>14</b>	<b>2</b>	<b>2</b>	...
1. Syria .....	131	53	78	31	15	16	33	10	23	116	108	8	20	6	14	2	2	...
2. Trans-Jordan .....	194	104	90	...	...	...	...	...	...	3	1	2	...	...	...	...	...	...
<b>IV. MEDITERRANEAN ISLANDS.</b> .....	<b>1</b>	...	<b>1</b>	...	...	...	...	...	...	...	...	...	...	...	...	...	...	...
3. Malta .....	1	...	1	...	...	...	...	...	...	...	...	...	...	...	...	...	...	...
4. Cyprus .....	...	...	...	...	...	...	...	...	...	...	...	...	...	...	...	...	...	...
<b>V. AFRICA</b> .....	<b>34</b>	<b>21</b>	<b>13</b>	<b>1</b>	...	<b>1</b>	<b>1</b>	...	<b>1</b>	...	...	...	...	...	...	...	...	...
5. Abyssinia .....	1	1	...	...	...	...	...	...	...	...	...	...	...	...	...	...	...	...
6. Egypt .....	33	20	13	1	...	1	1	...	1	...	...	...	...	...	...	...	...	...
<b>VI. OTHER ASIATIC TERRITORIES</b> .....	<b>31</b>	<b>9</b>	<b>22</b>	...	...	...	...	...	...	<b>10</b>	<b>5</b>	<b>5</b>	<b>2</b>	<b>2</b>	...	<b>1</b>	...	<b>1</b>
7. China .....	...	...	...	...	...	...	...	...	...	...	...	...	...	...	...	...	...	...
8. India .....	1	1	...	...	...	...	...	...	...	...	...	...	...	...	...	...	...	...
9. Iraq .....	8	...	8	...	...	...	...	...	...	1	1	...	1	1	...	...	...	...
10. Far Eastern Territories .....	...	...	...	...	...	...	...	...	...	...	...	...	...	...	...	...	...	...
11. Persia .....	...	...	...	...	...	...	...	...	...	...	...	...	...	...	...	...	...	...
12. Turkey .....	22	8	14	...	...	...	...	...	...	9	4	5	1	1	...	1	...	1
<b>VII. EUROPEAN TERRITORIES</b> .....	<b>1,308</b>	<b>732</b>	<b>576</b>	<b>8</b>	<b>3</b>	<b>5</b>	<b>2</b>	...	<b>2</b>	<b>20</b>	<b>4</b>	<b>16</b>	<b>1</b>	...	<b>1</b>	...	...	...
13. Austria .....	23	15	8	2	...	2	...	...	...	2	...	2	...	...	...	...	...	...
14. Belgium .....	11	8	3	...	...	...	...	...	...	...	...	...	...	...	...	...	...	...
15. Bulgaria .....	4	...	4	1	1	...	...	...	...	...	...	...	...	...	...	...	...	...
16. Czecho-Slovakia .....	10	8	2	...	...	...	...	...	...	...	...	...	...	...	...	...	...	...
17. Denmark .....	1	...	1	...	...	...	...	...	...	...	...	...	...	...	...	...	...	...
18. Estonia .....	...	...	...	...	...	...	...	...	...	...	...	...	...	...	...	...	...	...
19. Finland .....	...	...	...	...	...	...	...	...	...	...	...	...	...	...	...	...	...	...
20. France .....	327	145	182	...	...	...	...	...	...	...	...	...	...	...	...	...	...	...
21. Germany .....	180	45	85	...	...	...	...	...	...	...	...	...	...	...	...	...	...	...
22. Gibraltar .....	...	...	...	...	...	...	...	...	...	...	...	...	...	...	...	...	...	...
23. Greece .....	9	8	1	1	...	1	...	...	...	...	...	...	...	...	...	...	...	...
24. Holland .....	9	9	...	...	...	...	...	...	...	...	...	...	...	...	...	...	...	...
25. Hungary .....	4	2	2	...	...	...	...	...	...	...	...	...	...	...	...	...	...	...
26. Irish Free State .....	3	2	1	...	...	...	...	...	...	...	...	...	...	...	...	...	...	...
27. Italy .....	386	236	150	...	...	...	...	...	...	...	...	...	...	...	...	...	...	...
28. Latvia .....	...	...	...	...	...	...	...	...	...	...	...	...	...	...	...	...	...	...
29. Lithuania .....	2	...	2	...	...	...	...	...	...	...	...	...	...	...	...	...	...	...
30. Luxembourg .....	1	1	...	...	...	...	...	...	...	...	...	...	...	...	...	...	...	...
31. Norway .....	...	...	...	...	...	...	...	...	...	...	...	...	...	...	...	...	...	...
32. Poland .....	39	9	30	...	...	...	...	...	...	...	...	...	...	...	...	...	...	...
33. Portugal .....	1	1	...	...	...	...	...	...	...	...	...	...	...	...	...	...	...	...
34. Rumania .....	2	...	2	...	...	...	...	...	...	...	...	...	...	...	...	...	...	...
35. Spain .....	89	65	24	...	...	...	...	...	...	...	...	...	...	...	...	...	...	...
36. Sweden .....	...	...	...	...	...	...	...	...	...	...	...	...	...	...	...	...	...	...
37. Switzerland .....	26	14	12	...	...	...	...	...	...	...	...	...	...	...	...	...	...	...
38. United Kingdom .....	201	148	53	3	2	1	2	...	2	...	...	...	...	...	...	...	...	...
39. U.S.S.R. ....	15	4	11	1	...	1	...	...	...	18	4	14	1	...	1	...	...	...
40. Yugo-Slavia .....	15	12	3	...	...	...	...	...	...	...	...	...	...	...	...	...	...	...
<b>VIII. AMERICA</b> .....	<b>83</b>	<b>39</b>	<b>44</b>	...	...	...	...	...	...	<b>1</b>	...	<b>1</b>	...	...	...	...	...	...
41. Canada .....	2	...	2	...	...	...	...	...	...	...	...	...	...	...	...	...	...	...
42. United States of America .....	42	20	22	...	...	...	...	...	...	1	...	1	...	...	...	...	...	...
43. Central & South America including West Indian Islands .....	39	19	20	...	...	...	...	...	...	...	...	...	...	...	...	...	...	...
<b>IX. AUSTRALIA</b> .....	...	...	...	...	...	...	...	...	...	...	...	...	...	...	...	...	...	...
<b>X. Not recorded</b> .....	<b>91</b>	<b>51</b>	<b>40</b>	...	...	...	...	...	...	<b>11</b>	<b>8</b>	<b>3</b>	...	...	...	...	...	...

TABLE VII.

Part III.—Christian population distributed by districts, churches and citizenship.—*continued.*

JERUSALEM DISTRICT.—*concluded.*

CHRISTIAN CHURCHES CITIZENSHIP	ARMENIAN CHURCH (Gregorian)			COPTIC CHURCH			ABYSSINIAN CHURCH			ANGLICAN CHURCH			PRESBYTERIAN CHURCH			LUTHERAN CHURCH			VARIOUS DENOMINATIONS (Unclassified)		
	Persons	Males	Females	Persons	Males	Females	Persons	Males	Females	Persons	Males	Females	Persons	Males	Females	Persons	Males	Females	Persons	Males	Females
	29	30	31	32	33	34	35	36	37	38	39	40	41	42	43	44	45	46	47	48	49
<b>GRAND TOTAL</b> .....	2,180	1,111	1,069	91	54	37	93	89	4	1,413	1,145	268	35	23	12	67	9	58	3,120	1,493	1,627
<b>I. PALESTINIAN</b> .....	1,922	968	954	65	33	32	1	1	...	131	83	48	...	...	...	51	9	42	1,984	930	1,064
<b>II. PAPERS</b> .....	27	14	13	...	...	...	...	...	...	...	...	...	...	...	...	...	...	...	14	6	8
<b>III. ADJACENT ASIATIC TERRITORIES</b> .....	74	37	37	...	...	...	...	...	...	3	2	1	1	1	...	1	...	1	94	55	39
1. Syria .....	67	33	34	...	...	...	...	...	...	1	...	1	1	1	...	1	...	1	57	31	26
2. Trans-Jordan .....	7	4	3	...	...	...	...	...	...	2	2	...	...	...	...	...	...	...	37	24	13
<b>IV. MEDITERRANEAN ISLANDS...</b>	...	...	...	...	...	...	...	...	...	...	...	...	...	...	...	...	...	...	1	1	...
3. Malta .....	...	...	...	...	...	...	...	...	...	...	...	...	...	...	...	...	...	...	...	...	...
4. Cyprus .....	...	...	...	...	...	...	...	...	...	...	...	...	...	...	...	...	...	...	1	1	...
<b>V. AFRICA</b> .....	10	3	7	26	31	5	92	88	4	1	...	1	1	...	1	...	...	...	22	13	9
5. Abyssinia .....	...	...	...	1	...	1	92	88	4	...	...	...	...	...	...	...	...	...	2	...	2
6. Egypt .....	10	3	7	25	21	4	...	...	...	1	...	1	1	...	1	...	...	...	20	13	7
<b>VI. OTHER ASIATIC TERRITORIES</b> .....	58	33	25	...	...	...	...	...	...	1	1	...	...	...	...	...	...	...	12	6	6
7. China .....	...	...	...	...	...	...	...	...	...	...	...	...	...	...	...	...	...	...	...	...	...
8. India .....	1	1	...	...	...	...	...	...	...	...	...	...	...	...	...	...	...	...	1	1	...
9. Iraq .....	6	5	1	...	...	...	...	...	...	...	...	...	...	...	...	...	...	...	2	2	...
10. Far Eastern Territories .....	...	...	...	...	...	...	...	...	...	...	...	...	...	...	...	...	...	...	...	...	...
11. Persia .....	11	7	4	...	...	...	...	...	...	...	...	...	...	...	...	...	...	...	...	...	...
12. Turkey .....	40	20	20	...	...	...	...	...	...	1	1	...	...	...	...	...	...	...	9	3	6
<b>VII. EUROPEAN TERRITORIES</b> ..	17	11	6	...	...	...	...	...	...	1,264	1,054	210	32	22	10	15	...	15	831	409	422
13. Austria .....	...	...	...	...	...	...	...	...	...	...	...	...	...	...	...	...	...	...	4	3	1
14. Belgium .....	...	...	...	...	...	...	...	...	...	...	...	...	...	...	...	...	...	...	...	...	...
15. Bulgaria .....	...	...	...	...	...	...	...	...	...	...	...	...	...	...	...	...	...	...	4	3	1
16. Czecho-Slovakia .....	...	...	...	...	...	...	...	...	...	...	...	...	...	...	...	...	...	...	5	...	5
17. Denmark .....	...	...	...	...	...	...	...	...	...	...	...	...	...	...	...	...	...	...	4	1	3
18. Estonia .....	...	...	...	...	...	...	...	...	...	...	...	...	...	...	...	...	...	...	...	...	...
19. Finland .....	...	...	...	...	...	...	...	...	...	...	...	...	...	...	...	...	...	...	1	1	...
20. France .....	3	1	2	...	...	...	...	...	...	1	...	1	...	...	...	...	...	...	13	3	10
21. Germany .....	...	...	...	...	...	...	...	...	...	4	2	2	...	...	...	13	...	13	388	167	221
22. Gibraltar .....	...	...	...	...	...	...	...	...	...	...	...	...	...	...	...	...	...	...	...	...	...
23. Greece .....	...	...	...	...	...	...	...	...	...	...	...	...	...	...	...	...	...	...	...	...	...
24. Holland .....	...	...	...	...	...	...	...	...	...	1	...	1	...	...	...	...	...	...	11	6	5
25. Hungary .....	...	...	...	...	...	...	...	...	...	2	...	2	...	...	...	...	...	...	6	1	5
26. Irish Free State .....	...	...	...	...	...	...	...	...	...	...	...	...	...	...	...	...	...	...	...	...	...
27. Italy .....	...	...	...	...	...	...	...	...	...	...	...	...	...	...	...	...	...	...	7	5	2
28. Latvia .....	...	...	...	...	...	...	...	...	...	...	...	...	...	...	...	...	...	...	1	1	...
29. Lithuania .....	...	...	...	...	...	...	...	...	...	...	...	...	...	...	...	...	...	...	...	...	...
30. Luxemburg .....	...	...	...	...	...	...	...	...	...	...	...	...	...	...	...	...	...	...	...	...	...
31. Norway .....	...	...	...	...	...	...	...	...	...	...	...	...	...	...	...	...	...	...	...	...	...
32. Poland .....	...	...	...	...	...	...	...	...	...	1	1	...	...	...	...	...	...	...	6	4	2
33. Portugal .....	...	...	...	...	...	...	...	...	...	...	...	...	...	...	...	...	...	...	...	...	...
34. Rumania .....	...	...	...	...	...	...	...	...	...	1	1	...	...	...	...	...	...	...	...	...	...
35. Spain .....	...	...	...	...	...	...	...	...	...	...	...	...	...	...	...	...	...	...	...	...	...
36. Sweden .....	...	...	...	...	...	...	...	...	...	...	...	...	...	...	...	...	...	...	1	1	...
37. Switzerland .....	...	...	...	...	...	...	...	...	...	...	...	...	1	...	1	...	...	...	45	17	28
38. United Kingdom .....	2	2	...	...	...	...	...	...	...	1,254	1,050	204	31	22	9	...	...	...	6	4	2
39. U.S.S.R. ....	12	8	4	...	...	...	...	...	...	...	...	...	...	...	...	2	...	2	10	3	7
40. Yugo-Slavia .....	...	...	...	...	...	...	...	...	...	...	...	...	...	...	...	...	...	...	1	1	...
<b>VIII. AMERICA</b> .....	5	4	1	...	...	...	...	...	...	13	5	8	1	...	1	...	...	...	137	69	68
41. Canada .....	...	...	...	...	...	...	...	...	...	...	...	...	...	...	...	...	...	...	...	...	...
42. United States of America .....	4	3	1	...	...	...	...	...	...	13	5	8	1	...	1	...	...	...	135	67	68
43. Central & South America including West Indian Islands .....	1	1	...	...	...	...	...	...	...	...	...	...	...	...	...	...	...	...	...	...	...
<b>IX. AUSTRALIA</b> .....	...	...	...	...	...	...	...	...	...	...	...	...	...	...	...	...	...	...	...	...	...
<b>X. Not recorded</b> .....	67	41	26	...	...	...	...	...	...	...	...	...	...	...	...	...	...	...	13	3	10

## TABLE VII.

Part III.—Christian population distributed by districts, churches and citizenship.—*continued.*

## NORTHERN DISTRICT

CHRISTIAN CHURCHES CITIZENSHIP	TOTAL PERSONS			ORTHODOX CHURCH OF JERUSALEM			SYRIAN ORTHODOX (Jacobite)		
	Persons	Males	Females	Persons	Males	Females	Persons	Males	Females
I	2	3	4	5	6	7	8	9	10
GRAND TOTAL .....	37,755	19,270	18,485	11,336	5,606	5,730	53	29	24
I. PALESTINIAN .....	33,545	16,636	16,909	10,918	5,387	5,531	51	28	23
II. PAPERS .....	51	26	25	6	2	4	1	1	...
III. ADJACENT ASIATIC TERRI- TORIES .....	721	342	379	144	83	61	...	...	...
1. Syria .....	584	254	330	78	38	35	...	...	...
2. Trans-Jordan .....	137	88	49	71	45	26	...	...	...
IV. MEDITERRANEAN ISLANDS..	6	4	2	...	...	...	...	...	...
3. Malta .....	4	3	1	...	...	...	...	...	...
4. Cyprus .....	2	1	1	...	...	...	...	...	...
V. AFRICA .....	141	70	71	56	26	30	...	...	...
5. Abyssinia .....	...	...	...	...	...	...	...	...	...
6. Egypt .....	141	70	71	56	26	30	...	...	...
VI. OTHER ASIATIC TERRI- TORIES .....	63	29	34	20	9	11	...	...	...
7. China .....	...	...	...	...	...	...	...	...	...
8. India .....	...	...	...	...	...	...	...	...	...
9. Iraq .....	6	2	4	1	1	...	...	...	...
10. Far Eastern Territories	...	...	...	...	...	...	...	...	...
11. Persia .....	5	4	1	4	3	1	...	...	...
12. Turkey .....	52	23	29	15	5	10	...	...	...
VII. EUROPEAN TERRITORIES .	3,087	2,092	995	161	85	76	...	...	...
13. Austria .....	8	8	...	...	...	...	...	...	...
14. Belgium .....	8	3	5	...	...	...	...	...	...
15. Bulgaria .....	1	1	...	...	...	...	...	...	...
16. Czecho-Slovakia .....	8	4	4	...	...	...	...	...	...
17. Denmark .....	1	1	...	...	...	...	...	...	...
18. Estonia .....	...	...	...	...	...	...	...	...	...
19. Finland .....	1	...	1	...	...	...	...	...	...
20. France .....	159	55	104	...	...	...	...	...	...
21. Germany .....	741	310	431	1	...	1	...	...	...
22. Gibraltar .....	...	...	...	...	...	...	...	...	...
23. Greece .....	130	78	52	101	61	40	...	...	...
24. Holland .....	1	1	...	...	...	...	...	...	...
25. Hungary .....	2	...	2	...	...	...	...	...	...
26. Irish Free State .....	...	...	...	...	...	...	...	...	...
27. Italy .....	109	95	74	11	4	7	...	...	...
28. Latvia .....	2	...	2	...	...	...	...	...	...
29. Lithuania .....	...	...	...	...	...	...	...	...	...
30. Luxemburg .....	...	...	...	...	...	...	...	...	...
31. Norway .....	...	...	...	...	...	...	...	...	...
32. Poland .....	8	5	3	...	...	...	...	...	...
33. Portugal .....	...	...	...	...	...	...	...	...	...
34. Rumania .....	...	...	...	...	...	...	...	...	...
35. Spain .....	38	30	2	...	...	...	...	...	...
36. Sweden .....	1	1	...	...	...	...	...	...	...
37. Switzerland .....	5	1	4	...	...	...	...	...	...
38. United Kingdom .....	1,756	1,479	277	23	14	9	...	...	...
39. U.S.S.R. ....	52	18	34	25	6	19	...	...	...
40. Yugo-Slavia .....	2	2	...	...	...	...	...	...	...
VIII. AMERICA .....	105	58	47	19	9	10	...	...	...
41. Canada .....	2	1	1	...	...	...	...	...	...
42. United States of America	68	33	35	13	5	8	...	...	...
43. Central & South Amer- ica including West In- dian Islands .....	35	24	11	6	4	2	...	...	...
IX. AUSTRALIA .....	4	2	2	...	...	...	...	...	...
X. Not recorded .....	32	11	21	12	5	7	1	...	1

TABLE VII.

Part III.—Christian population distributed by districts, churches and citizenship.—*continued.*NORTHERN DISTRICT.—*continued.*

CHRISTIAN CHURCHES CITIZENSHIP	ROMAN CATHOLIC																	
	(a) LATIN			(b) UNIATE CHURCHES														
				MELKITE (Greek Catholic)			MARONITE			ARMENIAN CATHOLIC			SYRIAN CATHOLIC			ASSYRIAN CATHOLIC		
	Persons	Males	Females	Persons	Males	Females	Persons	Males	Females	Persons	Males	Females	Persons	Males	Females	Persons	Males	Females
11	12	13	14	15	16	17	18	19	20	21	22	23	24	25	26	27	28	
GRAND TOTAL .....	6,946	3,518	3,428	11,609	5,778	5,831	2,909	1,455	1,454	29	22	7	27	5	22	52	11	41
I. PALESTINIAN .....	5,970	2,932	3,038	11,388	5,681	5,707	2,635	1,311	1,324	22	16	6	26	4	22	44	7	37
II. PAPERS .....	2	1	1	16	8	8	9	3	6	2	2	...	...	...	...	...	...	...
III. ADJACENT ASIATIC TERRI- TORIES .....	128	40	88	114	42	72	249	134	115	...	...	...	1	1	...	1	...	1
1. Syria .....	98	22	74	105	36	69	248	133	115	...	...	...	1	1	...	1	...	1
2. Trans-Jordan .....	30	18	14	9	6	3	1	1	...	...	...	...	...	...	...	...	...	...
IV. MEDITERRANEAN ISLANDS..	5	3	2	...	...	...	1	1	...	...	...	...	...	...	...	...	...	...
3. Malta .....	4	3	1	...	...	...	...	...	...	...	...	...	...	...	...	...	...	...
4. Cyprus .....	1	...	1	...	...	...	1	1	...	...	...	...	...	...	...	...	...	...
V. AFRICA .....	18	6	12	29	14	15	3	2	1	...	...	...	...	...	...	...	...	...
5. Abyssinia .....	...	...	...	...	...	...	...	...	...	...	...	...	...	...	...	...	...	...
6. Egypt .....	18	6	12	29	14	15	3	2	1	...	...	...	...	...	...	...	...	...
VI. OTHER ASIATIC TERRI- TORIES .....	7	...	7	3	1	2	...	...	...	...	...	...	...	...	...	7	4	3
7. China .....	...	...	...	...	...	...	...	...	...	...	...	...	...	...	...	...	...	...
8. India .....	...	...	...	...	...	...	...	...	...	...	...	...	...	...	...	...	...	...
9. Iraq .....	4	...	4	1	1	...	...	...	...	...	...	...	...	...	...	...	...	...
10. Far Eastern Territories	...	...	...	...	...	...	...	...	...	...	...	...	...	...	...	...	...	...
11. Persia .....	...	...	...	...	...	...	...	...	...	...	...	...	...	...	...	...	...	...
12. Turkey .....	3	...	3	2	...	2	...	...	...	...	...	...	...	...	...	7	4	3
VII. EUROPEAN TERRITORIES .	780	514	266	37	20	17	3	...	3	4	4	...	...	...	...	...	...	...
13. Austria .....	7	7	...	...	...	...	...	...	...	...	...	...	...	...	...	...	...	...
14. Belgium .....	8	3	5	...	...	...	...	...	...	...	...	...	...	...	...	...	...	...
15. Bulgaria .....	1	1	...	...	...	...	...	...	...	...	...	...	...	...	...	...	...	...
16. Czecho-Slovakia .....	1	1	...	...	...	...	...	...	...	...	...	...	...	...	...	...	...	...
17. Denmark .....	...	...	...	...	...	...	...	...	...	...	...	...	...	...	...	...	...	...
18. Estonia .....	...	...	...	...	...	...	...	...	...	...	...	...	...	...	...	...	...	...
19. Finland .....	...	...	...	1	...	1	...	...	...	...	...	...	...	...	...	...	...	...
20. France .....	144	51	93	4	3	1	...	...	...	...	...	...	...	...	...	...	...	...
21. Germany .....	77	28	49	...	...	...	...	...	...	...	...	...	...	...	...	...	...	...
22. Gibraltar .....	...	...	...	...	...	...	...	...	...	...	...	...	...	...	...	...	...	...
23. Greece .....	8	2	6	2	2	...	1	...	1	...	...	...	...	...	...	...	...	...
24. Holland .....	...	...	...	...	...	...	...	...	...	...	...	...	...	...	...	...	...	...
25. Hungary .....	2	...	2	...	...	...	...	...	...	...	...	...	...	...	...	...	...	...
26. Irish Free State .....	...	...	...	...	...	...	...	...	...	...	...	...	...	...	...	...	...	...
27. Italy .....	150	87	63	3	2	1	1	...	1	...	...	...	...	...	...	...	...	...
28. Latvia .....	...	...	...	...	...	...	...	...	...	...	...	...	...	...	...	...	...	...
29. Lithuania .....	...	...	...	...	...	...	...	...	...	...	...	...	...	...	...	...	...	...
30. Luxemburg .....	...	...	...	...	...	...	...	...	...	...	...	...	...	...	...	...	...	...
31. Norway .....	...	...	...	...	...	...	...	...	...	...	...	...	...	...	...	...	...	...
32. Poland .....	7	5	2	...	...	...	...	...	...	...	...	...	...	...	...	...	...	...
33. Portugal .....	...	...	...	...	...	...	...	...	...	...	...	...	...	...	...	...	...	...
34. Rumania .....	...	...	...	...	...	...	...	...	...	...	...	...	...	...	...	...	...	...
35. Spain .....	30	28	2	...	...	...	...	...	...	...	...	...	...	...	...	...	...	...
36. Sweden .....	1	1	...	...	...	...	...	...	...	...	...	...	...	...	...	...	...	...
37. Switzerland .....	3	...	3	...	...	...	...	...	...	...	...	...	...	...	...	...	...	...
38. United Kingdom .....	332	294	38	25	12	13	...	...	...	...	...	...	...	...	...	...	...	...
39. U.S.S.R. ....	7	4	3	2	1	1	1	...	1	4	4	...	...	...	...	...	...	...
40. Yugo-Slavia .....	2	2	...	...	...	...	...	...	...	...	...	...	...	...	...	...	...	...
VIII. AMERICA .....	30	21	9	18	11	7	9	4	5	...	...	...	...	...	...	...	...	...
41. Canada .....	2	1	1	...	...	...	...	...	...	...	...	...	...	...	...	...	...	...
42. United States of America	15	9	6	13	7	6	...	...	...	...	...	...	...	...	...	...	...	...
43. Central & South Amer- ica including West In- dian Islands .....	13	11	2	5	4	1	9	4	5	...	...	...	...	...	...	...	...	...
IX. AUSTRALIA .....	...	...	...	...	...	...	...	...	...	...	...	...	...	...	...	...	...	...
X. Not recorded .....	6	1	5	4	1	3	...	...	...	1	...	1	...	...	...	...	...	...

TABLE VII.

Part III.—Christian population distributed by districts, churches and citizenship.—concluded.

## NORTHERN DISTRICT.—concluded.

CHRISTIAN CHURCHES CITIZENSHIP	ARMENIAN CHURCH (Gregorian)			COPTIC CHURCH			ABYSSINIAN CHURCH			ANGLICAN CHURCH			PRESBYTERIAN CHURCH			LUTHERAN CHURCH			VARIOUS DENOMINATIONS (Unclassified)		
	Persons	Males	Females	Persons	Males	Females	Persons	Males	Females	Persons	Males	Females	Persons	Males	Females	Persons	Males	Females	Persons	Males	Females
GRAND TOTAL .....	29	30	31	32	33	34	35	36	37	38	39	40	41	42	43	44	45	46	47	48	49
GRAND TOTAL .....	492	243	249	26	16	10	...	...	...	2,423	1,598	825	89	83	26	20	8	12	1,744	918	826
I. PALESTINIAN .....	448	218	230	5	3	2	...	...	...	1,289	640	649	16	8	8	6	4	2	727	397	530
II. PAPERS .....	6	5	1	...	...	...	...	...	...	2	...	2	...	...	...	...	...	...	7	4	3
III. ADJACENT ASIATIC TERRITORIES .....	9	7	2	...	...	...	...	...	...	24	9	15	2	...	2	...	...	...	49	26	23
1. Syria .....	8	6	2	...	...	...	...	...	...	14	3	11	2	...	2	...	...	...	36	15	21
2. Trans-Jordan .....	1	1	...	...	...	...	...	...	...	10	6	4	...	...	...	...	...	...	13	11	2
IV. MEDITERRANEAN ISLANDS..	...	...	...	...	...	...	...	...	...	...	...	...	...	...	...	...	...	...	...	...	...
3. Malta .....	...	...	...	...	...	...	...	...	...	...	...	...	...	...	...	...	...	...	...	...	...
4. Cyprus .....	...	...	...	...	...	...	...	...	...	...	...	...	...	...	...	...	...	...	...	...	...
V. AFRICA .....	1	1	...	21	13	8	...	...	...	9	6	3	...	...	...	...	...	...	4	2	2
5. Abyssinia .....	...	...	...	...	...	...	...	...	...	...	...	...	...	...	...	...	...	...	...	...	...
6. Egypt .....	1	1	...	21	13	8	...	...	...	9	6	3	...	...	...	...	...	...	4	2	2
VI. OTHER ASIATIC TERRITORIES .....	18	9	9	...	...	...	...	...	...	6	5	1	...	...	...	1	1	...	1	...	1
7. China .....	...	...	...	...	...	...	...	...	...	...	...	...	...	...	...	...	...	...	...	...	...
8. India .....	...	...	...	...	...	...	...	...	...	...	...	...	...	...	...	...	...	...	...	...	...
9. Iraq .....	...	...	...	...	...	...	...	...	...	...	...	...	...	...	...	...	...	...	...	...	...
10. Far Eastern Territories .....	...	...	...	...	...	...	...	...	...	...	...	...	...	...	...	...	...	...	...	...	...
11. Persia .....	1	1	...	...	...	...	...	...	...	...	...	...	...	...	...	...	...	...	...	...	...
12. Turkey .....	17	8	9	...	...	...	...	...	...	6	5	1	...	...	...	1	1	...	1	...	1
VII. EUROPEAN TERRITORIES .	10	3	7	...	...	...	...	...	...	1,086	936	150	70	55	15	13	3	10	923	472	451
13. Austria .....	...	...	...	...	...	...	...	...	...	...	...	...	...	...	...	...	...	...	1	1	...
14. Belgium .....	...	...	...	...	...	...	...	...	...	...	...	...	...	...	...	...	...	...	...	...	...
15. Bulgaria .....	...	...	...	...	...	...	...	...	...	...	...	...	...	...	...	...	...	...	...	...	...
16. Czecho-Slovakia .....	...	...	...	...	...	...	...	...	...	...	...	...	...	...	...	...	...	...	7	3	4
17. Denmark .....	...	...	...	...	...	...	...	...	...	...	...	...	...	...	...	...	...	...	1	1	...
18. Estonia .....	...	...	...	...	...	...	...	...	...	...	...	...	...	...	...	...	...	...	...	...	...
19. Finland .....	...	...	...	...	...	...	...	...	...	...	...	...	...	...	...	...	...	...	...	...	...
20. France .....	...	...	...	...	...	...	...	...	...	...	...	...	...	...	...	...	...	...	11	1	10
21. Germany .....	...	...	...	...	...	...	...	...	...	20	10	10	...	...	11	3	8	632	269	363	
22. Gibraltar .....	...	...	...	...	...	...	...	...	...	...	...	...	...	...	...	...	...	...	...	...	...
23. Greece .....	...	...	...	...	...	...	...	...	...	3	2	1	...	...	...	...	...	15	11	4	
24. Holland .....	...	...	...	...	...	...	...	...	...	...	...	...	...	...	...	...	...	1	1	...	
25. Hungary .....	...	...	...	...	...	...	...	...	...	...	...	...	...	...	...	...	...	...	...	...	...
26. Irish Free State .....	...	...	...	...	...	...	...	...	...	...	...	...	...	...	...	...	...	...	...	...	...
27. Italy .....	...	...	...	...	...	...	...	...	...	1	...	1	...	...	...	...	...	...	3	2	1
28. Latvia .....	...	...	...	...	...	...	...	...	...	...	...	...	...	...	2	...	2	...	...	...	...
29. Lithuania .....	...	...	...	...	...	...	...	...	...	...	...	...	...	...	...	...	...	...	...	...	...
30. Luxemburg .....	...	...	...	...	...	...	...	...	...	...	...	...	...	...	...	...	...	...	...	...	...
31. Norway .....	...	...	...	...	...	...	...	...	...	...	...	...	...	...	...	...	...	...	...	...	...
32. Poland .....	...	...	...	...	...	...	...	...	...	...	...	...	...	...	...	...	...	...	1	...	1
33. Portugal .....	...	...	...	...	...	...	...	...	...	...	...	...	...	...	...	...	...	...	...	...	...
34. Rumania .....	...	...	...	...	...	...	...	...	...	...	...	...	...	...	...	...	...	...	...	...	...
35. Spain .....	...	...	...	...	...	...	...	...	...	...	...	...	...	...	...	...	...	...	2	2	...
36. Sweden .....	...	...	...	...	...	...	...	...	...	...	...	...	...	...	...	...	...	...	...	...	...
37. Switzerland .....	...	...	...	...	...	...	...	...	...	...	...	...	...	...	...	...	...	...	2	1	1
38. United Kingdom .....	...	...	...	...	...	...	...	...	...	1,062	924	138	69	55	14	...	...	...	245	180	65
39. U.S.S.R. ....	10	3	7	...	...	...	...	...	...	...	...	...	1	...	1	...	...	...	2	...	2
40. Yugo-Slavia .....	...	...	...	...	...	...	...	...	...	...	...	...	...	...	...	...	...	...	...	...	...
VIII. AMERICA .....	...	...	...	...	...	...	...	...	...	6	2	4	1	...	1	...	...	...	22	11	11
41. Canada .....	...	...	...	...	...	...	...	...	...	...	...	...	...	...	...	...	...	...	...	...	...
42. United States of America .....	...	...	...	...	...	...	...	...	...	5	2	3	1	...	1	...	...	...	21	10	11
43. Central & South America including West Indian Islands .....	...	...	...	...	...	...	...	...	...	1	...	1	...	...	...	...	...	...	1	1	...
IX. AUSTRALIA .....	...	...	...	...	...	...	...	...	...	...	...	...	...	...	...	...	...	...	4	2	2
X. Not recorded .....	...	...	...	...	...	...	...	...	...	1	...	1	...	...	...	...	...	...	7	4	3

TABLE VII.

Part IV.—Christian population distributed by churches and citizenship.—continued.

## JERUSALEM CITY

CHRISTIAN CHURCHES CITIZENSHIP	TOTAL PERSONS			ORTHODOX CHURCH OF JERUSALEM			SYRIAN ORTHODOX (Jacobite)		
	Persons	Males	Females	Persons	Males	Females	Persons	Males	Females
I	2	3	4	5	6	7	8	9	10
<b>GRAND TOTAL</b> .....	<b>19,335</b>	<b>9,834</b>	<b>9,501</b>	<b>6,551</b>	<b>3,122</b>	<b>3,429</b>	<b>634</b>	<b>340</b>	<b>294</b>
<b>I. PALESTINIAN</b> .....	<b>14,249</b>	<b>6,871</b>	<b>7,378</b>	<b>5,643</b>	<b>2,758</b>	<b>2,885</b>	<b>616</b>	<b>328</b>	<b>288</b>
II. PAPERS .....	65	35	30	7	5	2	...	...	...
III. ADJACENT ASIATIC TERRITORIES .....	597	355	242	56	35	21	4	2	2
1. Syria .....	411	239	172	27	15	12	4	2	2
2. Trans-Jordan .....	186	116	70	29	20	9	...	...	...
IV. MEDITERRANEAN ISLANDS..	7	2	5	5	1	4	...	...	...
3. Malta .....	1	...	1	...	...	...	...	...	...
4. Cyprus .....	6	2	4	5	1	4	...	...	...
V. AFRICA .....	257	167	90	88	33	55	...	...	...
5. Abyssinia .....	145	97	48	49	8	41	...	...	...
6. Egypt .....	112	70	42	39	25	14	...	...	...
VI. OTHER ASIATIC TERRITORIES .....	126	61	65	20	8	12	12	8	4
7. China .....	...	...	...	...	...	...	...	...	...
8. India .....	3	3	...	...	...	...	...	...	...
9. Iraq .....	23	13	10	4	1	3	5	4	1
10. Far Eastern Territories	...	...	...	...	...	...	...	...	...
11. Persia .....	13	7	6	2	...	2	...	...	...
12. Turkey .....	87	38	49	14	7	7	7	4	3
VII. EUROPEAN TERRITORIES	3,636	2,171	1,465	637	264	373	2	2	...
13. Austria .....	34	20	14	4	2	2	...	...	...
14. Belgium .....	6	4	2	...	...	...	...	...	...
15. Bulgaria .....	10	5	5	3	1	2	...	...	...
16. Czecho-Slovakia .....	17	8	9	3	1	2	...	...	...
17. Denmark .....	5	1	4	...	...	...	...	...	...
18. Estonia .....	...	...	...	...	...	...	...	...	...
19. Finland .....	1	1	...	...	...	...	...	...	...
20. France .....	205	87	118	...	...	...	...	...	...
21. Germany .....	511	203	308	6	4	2	...	...	...
22. Gibraltar .....	...	...	...	...	...	...	...	...	...
23. Greece .....	413	195	218	401	189	212	...	...	...
24. Holland .....	7	6	1	...	...	...	...	...	...
25. Hungary .....	15	4	11	3	1	2	...	...	...
26. Irish Free State .....	2	2	...	...	...	...	...	...	...
27. Italy .....	249	116	133	11	5	6	...	...	...
28. Latvia .....	1	1	...	...	...	...	...	...	...
29. Lithuania .....	2	1	1	1	1	...	...	...	...
30. Luxemburg .....	1	1	...	...	...	...	...	...	...
31. Norway .....	...	...	...	...	...	...	...	...	...
32. Poland .....	46	15	31	1	1	...	...	...	...
33. Portugal .....	...	...	...	...	...	...	...	...	...
34. Rumania .....	23	3	20	21	2	19	...	...	...
35. Spain .....	62	39	23	...	...	...	...	...	...
36. Sweden .....	45	17	28	...	...	...	...	...	...
37. Switzerland .....	29	17	12	1	...	1	...	...	...
38. United Kingdom.....	1,765	1,370	395	47	19	28	...	...	...
39. U.S.S.R. ....	176	48	128	129	36	93	2	2	...
40. Yugo-Slavia .....	11	7	4	6	2	4	...	...	...
VIII. AMERICA .....	148	67	81	11	3	8	...	...	...
41. Canada .....	...	...	...	...	...	...	...	...	...
42. United States of America	138	62	76	11	3	8	...	...	...
43. Central & South America including West Indian Islands.....	10	5	5	...	...	...	...	...	...
IX. AUSTRALIA .....	2	1	1	...	...	...	...	...	...
X. Not recorded .....	248	104	144	84	15	69	...	...	...

## TABLE VII.

Part IV.—Christian population distributed by churches and citizenship.—*continued.*JERUSALEM CITY.—*continued.*

CHRISTIAN CHURCHES CITIZENSHIP	ROMAN CATHOLIC																	
	(a) LATIN			(b) UNIATE CHURCHES														
				MELKITE (Greek Catholic)			MARONITE			ARMENIAN CATHOLIC			SYRIAN CATHOLIC			ASSYRIAN CATHOLIC		
	Persons	Males	Females	Persons	Males	Females	Persons	Males	Females	Persons	Males	Females	Persons	Males	Females	Persons	Males	Females
11	12	13	14	15	16	17	18	19	20	21	22	23	24	25	26	27	28	
GRAND TOTAL .....	5,519	2,632	2,887	263	100	163	126	53	73	258	177	81	91	38	53	40	16	24
I. PALESTINIAN .....	4,237	1,980	2,257	234	92	142	93	44	49	100	56	44	88	36	52	37	14	23
II. PAPERS .....	14	9	5	...	...	...	...	...	...	3	1	2	...	...	...	...	...	...
III. ADJACENT ASIATIC TERRITORIES .....	219	113	106	21	5	16	30	9	21	117	107	10	2	2	...	2	2	...
1. Syria .....	91	39	52	21	5	16	30	9	21	114	106	8	2	2	...	2	2	...
2. Trans-Jordan .....	128	74	54	...	...	...	...	...	...	3	1	2	...	...	...	...	...	...
IV. MEDITERRANEAN ISLANDS..	1	...	1	...	...	...	...	...	...	...	...	...	...	...	...	...	...	...
3. Malta .....	1	...	1	...	...	...	...	...	...	...	...	...	...	...	...	...	...	...
4. Cyprus .....	...	...	...	...	...	...	...	...	...	...	...	...	...	...	...	...	...	...
V. AFRICA .....	26	16	10	1	...	1	1	...	1	...	...	...	...	...	...	...	...	...
5. Abyssinia .....	1	1	...	...	...	...	...	...	...	...	...	...	...	...	...	...	...	...
6. Egypt .....	25	15	10	1	...	1	1	...	1	...	...	...	...	...	...	...	...	...
VI. OTHER ASIATIC TERRITORIES .....	19	6	13	...	...	...	...	...	...	10	5	5	...	...	...	1	...	1
7. China .....	...	...	...	...	...	...	...	...	...	...	...	...	...	...	...	...	...	...
8. India .....	1	1	...	...	...	...	...	...	...	...	...	...	...	...	...	...	...	...
9. Iraq .....	5	...	5	...	...	...	...	...	...	1	1	...	...	...	...	...	...	...
10. Far Eastern Territories .....	...	...	...	...	...	...	...	...	...	...	...	...	...	...	...	...	...	...
11. Persia .....	...	...	...	...	...	...	...	...	...	...	...	...	...	...	...	...	...	...
12. Turkey .....	13	5	8	...	...	...	...	...	...	9	4	5	...	...	...	1	...	1
VII. EUROPEAN TERRITORIES ..	898	457	441	7	3	4	2	...	2	18	2	16	1	...	1	...	...	...
13. Austria .....	22	15	7	2	...	2	...	...	...	2	...	2	...	...	...	...	...	...
14. Belgium .....	6	4	2	...	...	...	...	...	...	...	...	...	...	...	...	...	...	...
15. Bulgaria .....	2	...	2	1	1	...	...	...	...	...	...	...	...	...	...	...	...	...
16. Czecho-Slovakia .....	9	7	2	...	...	...	...	...	...	...	...	...	...	...	...	...	...	...
17. Denmark .....	1	...	1	...	...	...	...	...	...	...	...	...	...	...	...	...	...	...
18. Estonia .....	...	...	...	...	...	...	...	...	...	...	...	...	...	...	...	...	...	...
19. Finland .....	...	...	...	...	...	...	...	...	...	...	...	...	...	...	...	...	...	...
20. France .....	192	83	109	...	...	...	...	...	...	...	...	...	...	...	...	...	...	...
21. Germany .....	114	38	76	...	...	...	...	...	...	...	...	...	...	...	...	...	...	...
22. Gibraltar .....	...	...	...	...	...	...	...	...	...	...	...	...	...	...	...	...	...	...
23. Greece .....	3	2	1	...	...	...	...	...	...	...	...	...	...	...	...	...	...	...
24. Holland .....	6	6	...	...	...	...	...	...	...	...	...	...	...	...	...	...	...	...
25. Hungary .....	4	2	2	...	...	...	...	...	...	...	...	...	...	...	...	...	...	...
26. Irish Free State .....	2	2	...	...	...	...	...	...	...	...	...	...	...	...	...	...	...	...
27. Italy .....	231	106	125	...	...	...	...	...	...	...	...	...	...	...	...	...	...	...
28. Latvia .....	...	...	...	...	...	...	...	...	...	...	...	...	...	...	...	...	...	...
29. Lithuania .....	1	...	1	...	...	...	...	...	...	...	...	...	...	...	...	...	...	...
30. Luxembourg .....	1	1	...	...	...	...	...	...	...	...	...	...	...	...	...	...	...	...
31. Norway .....	...	...	...	...	...	...	...	...	...	...	...	...	...	...	...	...	...	...
32. Poland .....	38	9	29	...	...	...	...	...	...	...	...	...	...	...	...	...	...	...
33. Portugal .....	...	...	...	...	...	...	...	...	...	...	...	...	...	...	...	...	...	...
34. Rumania .....	1	...	1	...	...	...	...	...	...	...	...	...	...	...	...	...	...	...
35. Spain .....	61	38	23	...	...	...	...	...	...	...	...	...	...	...	...	...	...	...
36. Sweden .....	...	...	...	...	...	...	...	...	...	...	...	...	...	...	...	...	...	...
37. Switzerland .....	22	13	9	...	...	...	...	...	...	...	...	...	...	...	...	...	...	...
38. United Kingdom .....	169	126	43	3	2	1	2	...	2	...	...	...	...	...	...	...	...	...
39. U.S.S.R. ....	9	1	8	1	...	1	...	...	...	16	2	14	1	...	1	...	...	...
40. Yugo-Slavia .....	4	4	...	...	...	...	...	...	...	...	...	...	...	...	...	...	...	...
IX. AMERICA .....	25	11	14	...	...	...	...	...	...	1	...	1	...	...	...	...	...	...
41. Canada .....	...	...	...	...	...	...	...	...	...	...	...	...	...	...	...	...	...	...
42. United States of America .....	16	7	9	...	...	...	...	...	...	1	...	1	...	...	...	...	...	...
43. Central & South America including West Indian Islands .....	9	4	5	...	...	...	...	...	...	...	...	...	...	...	...	...	...	...
IX. AUSTRALIA .....	...	...	...	...	...	...	...	...	...	...	...	...	...	...	...	...	...	...
X. Not recorded .....	80	40	40	...	...	...	...	...	...	9	6	3	...	...	...	...	...	...

TABLE VII.

## Part IV.—Christian population distributed by churches and citizenship.—concluded.

## JERUSALEM CITY.—concluded.

CHRISTIAN CHURCHES CITIZENSHIP	ARMENIAN CHURCH (Gregorian)			COPTIC CHURCH			ABYSSINIAN CHURCH			ANGLICAN CHURCH			PRESBYTERIAN CHURCH			LUTHERAN CHURCH			VARIOUS DENOMINATIONS (Unclassified)		
	Persons	Males	Females	Persons	Males	Females	Persons	Males	Females	Persons	Males	Females	Persons	Males	Females	Persons	Males	Females	Persons	Males	Females
GRAND TOTAL .....	2,038	1,035	1,003	89	52	37	93	89	4	1,316	1,059	257	34	23	11	67	9	58	2,216	1,089	1,127
I. PALESTINIAN .....	1,792	900	892	64	32	32	1	1	...	68	21	47	...	...	...	51	9	42	1,225	600	625
II. PAPERS .....	27	14	13	...	...	...	...	...	...	...	...	...	...	...	...	...	...	...	14	6	8
III. ADJACENT ASIATIC TERRITORIES .....	72	36	36	...	...	...	...	...	...	3	2	1	1	1	...	1	...	1	69	41	28
1. Syria .....	65	32	33	...	...	...	...	...	...	1	...	1	1	1	...	1	...	1	52	26	26
2. Trans-Jordan .....	7	4	3	...	...	...	...	...	...	2	2	...	...	...	...	...	...	...	17	15	2
IV. MEDITERRANEAN ISLANDS..	...	...	...	...	...	...	...	...	...	...	...	...	...	...	...	...	...	...	1	1	...
3. Malta .....	...	...	...	...	...	...	...	...	...	...	...	...	...	...	...	...	...	...	...	...	...
4. Cyprus .....	...	...	...	...	...	...	...	...	...	...	...	...	...	...	...	...	...	...	1	1	...
V. AFRICA .....	10	3	7	25	20	5	92	88	4	1	...	1	1	...	1	...	...	...	12	7	6
5. Abyssinia .....	...	...	...	1	...	1	92	88	4	...	...	...	...	...	...	...	...	...	2	...	2
6. Egypt .....	10	3	7	24	20	4	...	...	...	1	...	1	1	...	1	...	...	...	10	7	3
VI. OTHER ASIATIC TERRITORIES .....	55	30	25	...	...	...	...	...	...	1	1	...	...	...	...	...	...	...	6	3	6
7. China .....	...	...	...	...	...	...	...	...	...	...	...	...	...	...	...	...	...	...	...	...	...
8. India .....	1	1	...	...	...	...	...	...	...	...	...	...	...	...	...	...	...	...	1	1	...
9. Iraq .....	6	5	1	...	...	...	...	...	...	...	...	...	...	...	...	...	...	...	2	2	...
10. Far Eastern Territories .....	...	...	...	...	...	...	...	...	...	...	...	...	...	...	...	...	...	...	...	...	...
11. Persia .....	11	7	4	...	...	...	...	...	...	1	1	...	...	...	...	...	...	...	...	...	5
12. Turkey .....	37	17	20	...	...	...	...	...	...	...	...	...	...	...	...	...	...	...	...	...	5
VII. EUROPEAN TERRITORIES ..	11	7	4	...	...	...	...	...	...	1,231	1,031	200	31	22	9	15	...	15	783	383	400
13. Austria .....	...	...	...	...	...	...	...	...	...	...	...	...	...	...	...	...	...	...	4	3	1
14. Belgium .....	...	...	...	...	...	...	...	...	...	...	...	...	...	...	...	...	...	...	4	3	1
15. Bulgaria .....	...	...	...	...	...	...	...	...	...	...	...	...	...	...	...	...	...	...	5	...	5
16. Czecho-Slovakia .....	...	...	...	...	...	...	...	...	...	...	...	...	...	...	...	...	...	...	4	1	3
17. Denmark .....	...	...	...	...	...	...	...	...	...	...	...	...	...	...	...	...	...	...	...	...	...
18. Estonia .....	...	...	...	...	...	...	...	...	...	...	...	...	...	...	...	...	...	...	1	1	...
19. Finland .....	...	...	...	...	...	...	...	...	...	...	...	...	...	...	...	...	...	...	10	3	7
20. France .....	2	1	1	...	...	...	...	...	...	1	...	1	...	...	...	...	...	...	13	13	374
21. Germany .....	...	...	...	...	...	...	...	...	...	4	2	2	...	...	...	...	...	...	...	...	159
22. Gibraltar .....	...	...	...	...	...	...	...	...	...	...	...	...	...	...	...	...	...	...	9	4	5
23. Greece .....	...	...	...	...	...	...	...	...	...	1	...	1	...	...	...	...	...	...	6	1	5
24. Holland .....	...	...	...	...	...	...	...	...	...	2	...	2	...	...	...	...	...	...	...	...	...
25. Hungary .....	...	...	...	...	...	...	...	...	...	...	...	...	...	...	...	...	...	...	...	...	...
26. Irish Free State .....	...	...	...	...	...	...	...	...	...	...	...	...	...	...	...	...	...	...	...	...	...
27. Italy .....	...	...	...	...	...	...	...	...	...	...	...	...	...	...	...	...	...	...	7	5	2
28. Latvia .....	...	...	...	...	...	...	...	...	...	...	...	...	...	...	...	...	...	...	1	1	...
29. Lithuania .....	...	...	...	...	...	...	...	...	...	...	...	...	...	...	...	...	...	...	...	...	...
30. Luxemburg .....	...	...	...	...	...	...	...	...	...	...	...	...	...	...	...	...	...	...	...	...	...
31. Norway .....	...	...	...	...	...	...	...	...	...	1	1	...	...	...	...	...	...	...	...	...	...
32. Poland .....	...	...	...	...	...	...	...	...	...	1	1	...	...	...	...	...	...	...	6	4	2
33. Portugal .....	...	...	...	...	...	...	...	...	...	1	1	...	...	...	...	...	...	...	...	...	...
34. Rumania .....	...	...	...	...	...	...	...	...	...	...	...	...	...	...	...	...	...	...	...	...	...
35. Spain .....	...	...	...	...	...	...	...	...	...	...	...	...	...	...	...	...	...	...	1	1	...
36. Sweden .....	...	...	...	...	...	...	...	...	...	...	...	...	...	...	...	...	...	...	45	17	28
37. Switzerland .....	...	...	...	...	...	...	...	...	...	...	...	...	...	...	...	...	...	...	6	4	2
38. United Kingdom .....	2	2	...	...	...	...	...	...	...	1,221	1,027	194	31	22	9	...	...	...	290	172	118
39. U.S.S.R. ....	7	4	3	...	...	...	...	...	...	...	...	...	...	...	2	...	2	...	9	3	6
40. Yugo-Slavia .....	...	...	...	...	...	...	...	...	...	...	...	...	...	...	...	...	...	...	1	1	...
VIII. AMERICA .....	5	4	1	...	...	...	...	...	...	12	4	8	1	...	1	...	...	...	93	45	48
41. Canada .....	...	...	...	...	...	...	...	...	...	...	...	...	...	...	...	...	...	...	...	...	...
42. United States of America .....	4	3	1	...	...	...	...	...	...	12	4	8	1	...	1	...	...	...	93	45	48
43. Central & South America including West Indian Islands .....	1	1	...	...	...	...	...	...	...	...	...	...	...	...	...	...	...	...	...	...	...
IX. AUSTRALIA .....	...	...	...	...	...	...	...	...	...	...	...	...	...	...	...	...	...	...	2	1	1
X. Not recorded .....	66	41	25	...	...	...	...	...	...	...	...	...	...	...	...	...	...	...	9	2	7

CHAPTER 1

The first part of the book is devoted to a general introduction to the subject.

The second part of the book is devoted to a detailed study of the

third part of the book is devoted to a study of the

fourth part of the book is devoted to a study of the

fifth part of the book is devoted to a study of the

sixth part of the book is devoted to a study of the

seventh part of the book is devoted to a study of the

eighth part of the book is devoted to a study of the

ninth part of the book is devoted to a study of the

tenth part of the book is devoted to a study of the

eleventh part of the book is devoted to a study of the

twelfth part of the book is devoted to a study of the

thirteenth part of the book is devoted to a study of the

fourteenth part of the book is devoted to a study of the

fifteenth part of the book is devoted to a study of the

sixteenth part of the book is devoted to a study of the

seventeenth part of the book is devoted to a study of the

eighteenth part of the book is devoted to a study of the

nineteenth part of the book is devoted to a study of the

twentieth part of the book is devoted to a study of the

twenty-first part of the book is devoted to a study of the

twenty-second part of the book is devoted to a study of the

twenty-third part of the book is devoted to a study of the

twenty-fourth part of the book is devoted to a study of the

twenty-fifth part of the book is devoted to a study of the

twenty-sixth part of the book is devoted to a study of the

twenty-seventh part of the book is devoted to a study of the

twenty-eighth part of the book is devoted to a study of the

twenty-ninth part of the book is devoted to a study of the

thirtieth part of the book is devoted to a study of the

thirty-first part of the book is devoted to a study of the

thirty-second part of the book is devoted to a study of the

thirty-third part of the book is devoted to a study of the

thirty-fourth part of the book is devoted to a study of the

thirty-fifth part of the book is devoted to a study of the

thirty-sixth part of the book is devoted to a study of the

thirty-seventh part of the book is devoted to a study of the

thirty-eighth part of the book is devoted to a study of the

thirty-ninth part of the book is devoted to a study of the

fortieth part of the book is devoted to a study of the

forty-first part of the book is devoted to a study of the

forty-second part of the book is devoted to a study of the

forty-third part of the book is devoted to a study of the

forty-fourth part of the book is devoted to a study of the

forty-fifth part of the book is devoted to a study of the

**TABLE VIII.**

---

**AGE, SEX AND CIVIL CONDITION.**

---

This table is divided in four parts.

Part I is a summary for the settled population of Palestine.

Part II deals with districts and sub-districts.

Parts III and IV deal with the towns.

Part I and Part II show figures for the three main religions namely Moslems, Jews and Christians. Figures for all the other religions are grouped under the heading "Others". In Parts III and IV this classification is followed in respect of the four towns of Jerusalem, Jaffa, Tel Aviv and Haifa. For the other towns details are not given by religions.

In all the four parts details are given for each year up to five years of age ; thereafter ages are grouped by quinquennial periods up to 75 years and the remainder shown as 75 and over.

The ages returned represent the actual number of years completed at last birthday.

---

**TABLE VIII.**

**PART V.—DETAILS FOR NOMADS.**

This table deals with the age constitution, the sex composition and the conjugal condition of the nomadic population. Age was not returned directly but by reference to puberty. Further explanation is given in the Report Volume.

TABLE VIII.

Age, sex and civil condition. Part I.—Summary for Palestine.

RELIGION	AGE	POPULATION			UNMARRIED			MARRIED			DIVORCED			WIDOWED			
		Persons	Males	Females	Persons	Males	Females	Persons	Males	Females	Persons	Males	Females	Persons	Males	Females	
1	2	3	4	5	6	7	8	9	10	11	12	13	14	15	16	17	
ALL RELIGIONS	Total	969,268	491,258	478,010	527,517	298,452	229,065	376,977	183,176	193,801	3,504	1,223	2,281	61,270	8,407	52,863	
	0-1	36,893	19,220	17,673	36,893	19,220	17,673	...	...	...	...	...	...	...	...	...	...
	1-2	29,820	15,142	14,678	29,818	15,141	14,677	2	1	1	...	...	...	...	...	...	...
	2-3	35,563	18,075	17,488	35,561	18,075	17,486	2	...	2	...	...	...	...	...	...	...
	3-4	34,240	17,314	16,926	34,236	17,313	16,923	4	1	3	...	...	...	...	...	...	...
	4-5	32,086	16,263	15,823	32,082	16,263	15,819	4	...	4	...	...	...	...	...	...	...
	0-5	168,602	86,014	82,588	168,590	86,012	82,578	12	2	10	...	...	...	...	...	...	...
	5-10	133,280	70,470	62,810	133,248	70,457	62,791	25	11	14	2	1	1	5	1	4	
	10-15	78,476	42,879	35,597	78,225	42,823	35,402	245	54	191	4	1	3	2	1	1	
	15-20	63,212	33,570	29,642	53,922	32,282	21,640	9,109	1,255	7,854	80	13	67	101	20	81	
	20-25	87,717	44,305	43,412	46,192	33,125	13,067	40,499	10,915	29,584	353	105	248	673	160	513	
	25-30	93,234	46,566	46,668	25,326	19,798	5,528	65,924	26,109	39,715	523	226	297	1,561	433	1,128	
	30-35	73,275	35,757	37,518	8,867	6,639	2,228	61,700	28,392	33,308	507	205	302	2,201	521	1,680	
	35-40	60,356	30,480	29,876	4,274	2,941	1,333	52,636	26,777	25,859	405	158	247	3,041	604	2,437	
	40-45	49,141	22,973	26,168	2,476	1,393	1,083	41,252	20,834	20,418	363	118	245	5,050	628	4,422	
	45-50	37,049	18,909	18,140	1,599	811	788	30,002	17,430	12,572	304	104	200	5,144	564	4,580	
	50-55	35,652	16,777	18,875	1,415	678	737	25,605	15,355	10,250	306	72	234	3,326	672	7,654	
55-60	19,747	10,127	9,620	821	346	475	13,864	9,211	4,653	160	51	109	4,902	519	4,383		
60-65	26,033	11,837	14,196	905	380	525	15,355	10,489	4,866	207	53	154	9,566	915	8,651		
65-70	13,071	6,511	6,560	514	221	293	7,499	5,608	1,891	94	35	59	4,964	647	4,317		
70-75	14,136	6,256	7,880	486	200	286	6,636	5,098	1,538	100	35	65	6,914	923	5,991		
75 & over	15,838	7,541	8,297	503	232	271	6,557	5,580	977	88	38	50	8,690	1,691	6,999		
Not recorded	449	286	163	154	114	40	157	56	101	8	8	...	180	108	22		
Total	693,159	352,172	340,987	375,053	214,864	160,189	271,519	130,366	141,153	2,380	830	1,550	44,207	6,112	38,095		
MOSLEMS	0-1	23,462	14,803	13,659	23,462	14,803	13,659	...	...	...	...	...	...	...	...	...	
	1-2	23,012	11,628	11,384	23,010	11,627	11,383	2	1	1	...	...	...	...	...	...	
	2-3	27,771	14,060	13,711	27,769	14,060	13,709	2	...	2	...	...	...	...	...	...	
	3-4	26,797	13,503	13,294	26,793	13,502	13,291	4	1	3	...	...	...	...	...	...	
	4-5	24,666	12,489	12,177	24,662	12,489	12,173	4	...	4	...	...	...	...	...	...	
	0-5	130,708	66,483	64,225	130,696	66,481	64,215	12	2	10	...	...	...	...	...	...	
	5-10	100,281	53,510	46,771	100,249	53,497	46,752	25	11	14	2	1	1	5	1	4	
	10-15	57,156	31,814	25,342	56,937	31,766	25,171	215	47	168	2	...	2	2	1	1	
	15-20	41,384	22,829	18,555	33,898	21,701	12,197	7,347	1,098	6,249	59	11	48	80	19	61	
	20-25	56,818	28,262	28,556	26,476	20,301	6,175	29,607	7,745	21,862	230	76	154	505	140	365	
	25-30	61,983	30,534	31,449	14,558	12,263	2,295	46,044	17,751	28,293	322	162	160	1,059	353	701	
	30-35	49,923	23,440	26,488	5,248	4,322	926	42,875	18,551	24,324	235	126	159	1,520	441	1,079	
	35-40	43,847	22,194	21,653	2,615	2,056	559	38,832	19,494	19,338	269	119	150	2,131	525	1,606	
	40-45	36,172	16,769	19,403	1,382	908	474	30,801	15,245	15,556	245	80	165	3,744	536	3,208	
	45-50	26,971	14,181	12,790	797	487	310	22,238	13,163	9,075	227	72	155	3,709	459	3,250	
	50-55	25,815	12,156	13,659	699	376	323	18,602	11,235	7,367	226	44	182	6,288	501	5,787	
	55-60	12,676	6,756	5,920	310	148	162	8,944	6,249	2,695	119	29	90	3,303	330	2,973	
60-65	18,557	8,427	10,130	455	199	256	10,892	7,595	3,297	164	35	129	7,046	598	6,448		
65-70	8,423	4,383	4,040	200	93	107	4,955	3,901	1,054	70	21	49	3,198	368	2,830		
70-75	10,061	4,406	5,655	220	93	127	4,770	3,706	1,064	79	20	59	4,992	587	4,405		
75 & over	12,256	5,961	6,295	243	124	124	5,312	4,559	753	80	33	47	6,616	1,245	5,371		
Not recorded	123	67	56	65	49	16	48	14	34	1	1	...	9	3	6		



TABLE VIII.

Age, sex and civil condition. Part II.—Details for districts and sub-districts.

SOUTHERN DISTRICT

RELIGION	AGE	POPULATION			UNMARRIED			MARRIED			DIVORCED			WIDOWED		
		Persons	Males	Females	Persons	Males	Females	Persons	Males	Females	Persons	Males	Females	Persons	Males	Females
I	2	3	4	5	6	7	8	9	10	11	12	13	14	15	16	17
ALL RELIGIONS	Total	304,532	155,983	148,549	162,198	92,466	69,732	123,410	60,398	63,012	1,110	415	695	17,814	2,704	15,110
	0-1	11,794	6,126	5,668	11,794	6,126	5,668	...	...	...	...	...	...	...	...	...
	1-2	9,449	4,760	4,689	9,448	4,759	4,689	1	1	...	...	...	...	...	...	...
	2-3	11,611	5,832	5,779	11,609	5,832	5,777	2	...	2	...	...	...	...	...	...
	3-4	10,858	5,517	5,341	10,855	5,516	5,339	3	1	2	...	...	...	...	...	...
	4-5	10,273	5,228	5,045	10,270	5,228	5,042	3	...	3	...	...	...	...	...	...
	0-5	53,985	27,463	26,522	53,976	27,461	26,515	9	2	7	...	...	...	...	...	...
	5-10	40,871	21,623	19,248	40,846	21,610	19,236	18	11	7	2	1	1	5	1	4
	10-15	22,871	12,568	10,303	22,782	12,545	10,237	86	22	64	3	1	2	...	...	...
	15-20	19,056	10,201	8,855	16,067	9,815	6,252	2,929	370	2,559	23	6	17	37	10	27
	20-25	27,880	13,994	13,886	14,541	10,490	4,051	12,989	3,423	9,566	121	27	94	229	54	175
	25-30	30,237	15,036	15,201	8,018	6,270	1,748	21,478	8,566	12,912	195	91	104	548	109	437
	30-35	23,984	11,911	12,073	2,683	2,089	594	20,406	9,620	10,786	161	55	106	734	147	587
	35-40	18,877	9,850	9,027	1,218	913	305	16,694	8,724	7,970	120	52	68	845	161	684
	40-45	15,367	7,450	7,917	633	423	210	13,293	6,799	6,494	106	45	61	1,335	183	1,152
	45-50	11,588	6,083	5,505	376	251	125	9,757	5,624	4,133	95	36	59	1,360	172	1,188
	50-55	11,536	5,686	5,850	335	195	140	8,824	5,254	3,570	87	22	65	2,290	215	2,075
	55-60	6,445	3,428	3,017	173	101	72	4,797	3,113	1,684	50	19	31	1,425	195	1,230
	60-65	8,225	3,930	4,295	198	99	99	5,190	3,495	1,695	64	21	43	2,773	315	2,458
	65-70	3,906	2,043	1,863	81	43	38	2,436	1,803	633	23	8	15	1,366	189	1,177
70-75	4,423	2,103	2,320	99	47	52	2,261	1,724	537	31	14	17	2,032	318	1,714	
75 & over	4,992	2,420	2,572	97	57	40	2,154	1,818	336	28	16	12	2,713	529	2,184	
Not recorded	289	194	95	75	57	18	89	30	59	1	1	...	124	106	18	
MOSLEMS	Total	210,322	107,931	102,391	112,321	64,962	47,359	84,840	40,822	44,018	694	280	414	12,467	1,867	10,600
	0-1	9,331	4,819	4,512	9,331	4,819	4,512	...	...	...	...	...	...	...	...	...
	1-2	7,349	3,707	3,642	7,348	3,706	3,642	1	1	...	...	...	...	...	...	
	2-3	9,155	4,598	4,557	9,153	4,598	4,555	2	...	2	...	...	...	...	...	
	3-4	8,557	4,331	4,226	8,554	4,330	4,224	3	1	2	...	...	...	...	...	
	4-5	7,823	4,003	3,820	7,820	4,003	3,817	3	...	3	...	...	...	...	...	
	0-5	42,215	21,458	20,757	42,206	21,456	20,750	9	2	7	...	...	...	...	...	
	5-10	30,729	16,448	14,281	30,704	16,435	14,269	18	11	7	2	1	1	5	1	4
	10-15	16,222	9,097	7,125	16,142	9,078	7,064	79	19	60	1	...	1	...	...	
	15-20	11,580	6,544	5,036	9,057	6,198	2,859	2,474	331	2,143	16	5	11	33	10	23
	20-25	16,418	8,181	8,237	6,889	5,703	1,186	9,304	2,413	6,891	69	14	55	156	51	105
	25-30	18,229	8,920	9,309	3,828	3,376	452	14,017	5,382	8,635	109	65	44	275	97	178
	30-35	15,178	7,175	8,003	1,482	1,276	206	13,229	5,743	7,486	82	34	48	385	122	263
	35-40	12,946	6,731	6,215	735	616	119	11,645	5,946	5,699	61	36	25	505	133	372
	40-45	10,861	5,127	5,734	395	297	98	9,465	4,641	4,824	62	32	30	939	157	782
	45-50	8,093	4,370	3,723	225	171	54	6,882	4,049	2,833	68	25	43	918	125	793
	50-55	8,231	4,021	4,210	215	126	89	6,202	3,720	2,482	67	14	53	1,747	161	1,586
	55-60	3,901	2,169	1,732	97	54	43	2,869	1,991	878	35	13	22	900	111	789
	60-65	5,802	2,761	3,041	137	66	71	3,585	2,486	1,099	58	16	37	2,027	193	1,834
	65-70	2,419	1,333	1,086	50	28	22	1,523	1,208	315	18	3	15	828	94	734
70-75	3,234	1,500	1,734	68	29	39	1,650	1,271	379	24	7	17	1,492	193	1,299	
75 & over	4,228	2,072	2,156	69	36	33	1,881	1,605	276	27	15	12	2,251	416	1,835	
Not recorded	36	24	12	22	17	5	8	4	4	...	...	...	6	3	3	

TABLE VIII.

Age, sex and civil condition. Part II.—Details for districts and sub-districts.—continued.

SOUTHERN DISTRICT.—concluded.

RELIGION	AGE	POPULATION			UNMARRIED			MARRIED			DIVORCED			WIDOWED		
		Persons	Males	Females	Persons	Males	Females	Persons	Males	Females	Persons	Males	Females	Persons	Males	Females
1	2	3	4	5	6	7	8	9	10	11	12	13	14	15	16	17
JEWS	Total	78,723	39,827	38,896	40,446	21,957	18,489	33,482	16,990	16,492	406	132	274	4,389	748	3,641
	0-1	1,980	1,042	938	1,980	1,042	938	...	...	...	...	...	...	...	...	...
	1-2	1,745	871	874	1,745	871	874	...	...	...	...	...	...	...	...	...
	2-3	1,991	994	997	1,991	994	997	...	...	...	...	...	...	...	...	...
	3-4	1,877	962	915	1,877	962	915	...	...	...	...	...	...	...	...	...
	4-5	2,006	1,014	992	2,006	1,014	992	...	...	...	...	...	...	...	...	...
	0-5	9,599	4,883	4,716	9,599	4,883	4,716	...	...	...	...	...	...	...	...	...
	5-10	8,114	4,081	4,033	8,114	4,081	4,033	...	...	...	...	...	...	...	...	...
	10-15	5,616	2,892	2,724	5,607	2,888	2,719	...	...	...	...	...	...	...	...	...
	15-20	6,252	3,061	3,191	5,912	3,027	2,885	330	35	297	7	1	6	3	...	3
	20-25	9,495	4,690	4,805	6,269	3,774	2,495	6,623	900	3,750	80	23	57	251	11	240
	25-30	10,385	5,213	5,172	3,431	2,306	1,125	3,105	2,873	2,205	51	13	38	70	3	67
	30-35	7,555	4,068	3,487	875	596	279	6,294	3,432	2,862	77	21	56	309	19	290
	35-40	4,882	2,561	2,321	285	186	99	4,270	2,339	1,931	59	16	43	268	20	248
	40-45	3,755	1,917	1,838	122	74	48	3,280	1,807	1,473	44	13	31	309	23	286
	45-50	2,884	1,408	1,476	69	40	29	2,448	1,321	1,127	26	11	15	341	36	305
	50-55	2,737	1,378	1,359	35	20	15	2,282	1,304	978	20	8	12	400	46	354
	55-60	2,231	1,081	1,150	25	12	13	1,744	986	758	15	6	9	447	77	370
60-65	2,041	998	1,043	23	12	11	1,418	874	544	11	5	6	589	107	482	
65-70	1,322	636	686	7	4	3	841	539	302	5	5	...	469	88	381	
70-75	981	498	483	6	5	1	528	377	151	7	7	...	440	109	331	
75 & over	624	293	331	14	9	5	232	177	55	1	1	...	377	106	271	
Not recorded	250	169	81	53	40	13	80	25	55	1	1	...	118	103	13	
Total	15,155	8,059	7,096	9,255	5,455	3,800	4,945	2,514	2,431	7	3	4	948	87	861	
0-1	477	264	213	477	264	213	...	...	...	...	...	...	...	...	...	
1-2	350	178	172	350	178	172	...	...	...	...	...	...	...	...	...	
2-3	457	238	219	457	238	219	...	...	...	...	...	...	...	...	...	
3-4	418	220	198	418	220	198	...	...	...	...	...	...	...	...	...	
4-5	441	210	231	441	210	231	...	...	...	...	...	...	...	...	...	
0-5	2,143	1,110	1,033	2,143	1,110	1,033	...	...	...	...	...	...	...	...	...	
5-10	2,004	1,081	923	2,004	1,081	923	...	...	...	...	...	...	...	...	...	
10-15	1,017	571	446	1,017	571	446	...	...	...	...	...	...	...	...	...	
15-20	1,214	590	624	1,089	584	505	124	6	118	...	...	...	1	...	1	
20-25	1,904	1,101	803	1,339	995	344	561	106	455	4	...	1	3	...	3	
25-30	1,537	856	681	725	565	160	793	288	505	1	3	1	15	...	15	
30-35	1,200	642	558	309	209	100	850	427	423	1	...	1	40	6	34	
35-40	1,029	548	481	197	110	87	761	430	331	...	...	...	71	8	63	
40-45	733	396	337	115	51	64	532	342	190	...	...	...	86	3	83	
45-50	603	300	303	81	39	42	421	250	171	1	...	1	109	11	89	
50-55	563	283	280	84	48	36	338	228	110	...	...	...	141	7	134	
55-60	312	177	135	51	35	16	188	135	48	...	...	...	78	7	71	
60-65	382	171	211	38	21	17	187	135	52	...	...	...	157	15	142	
65-70	165	74	91	24	11	13	72	56	16	...	...	...	69	7	62	
70-75	206	103	103	25	13	12	81	74	7	...	...	...	100	16	84	
75 & over	140	55	85	14	12	2	41	36	5	...	...	...	85	7	78	
Not recorded	3	1	2	...	...	...	1	1	...	...	...	...	2	...	2	
Total	332	166	166	176	92	84	143	72	71	3	...	3	10	2	8	
0-1	6	1	5	6	1	5	...	...	...	...	...	...	...	...	...	
1-2	5	4	1	5	4	1	...	...	...	...	...	...	...	...	...	
2-3	8	2	6	8	2	6	...	...	...	...	...	...	...	...	...	
3-4	6	4	2	6	4	2	...	...	...	...	...	...	...	...	...	
4-5	3	1	2	3	1	2	...	...	...	...	...	...	...	...	...	
0-5	28	12	16	28	12	16	...	...	...	...	...	...	...	...	...	
5-10	24	13	11	24	13	11	...	...	...	...	...	...	...	...	...	
10-15	16	8	8	16	8	8	...	...	...	...	...	...	...	...	...	
15-20	10	6	4	9	6	3	...	...	...	...	...	...	...	...	...	
20-25	63	22	41	44	18	26	19	4	15	...	...	...	...	...	...	
25-30	86	47	39	34	23	11	45	23	22	2	...	2	5	1	4	
30-35	51	26	25	17	8	9	33	18	15	1	...	1	...	...	...	
35-40	20	10	10	1	1	...	18	9	9	...	...	...	1	...	1	
40-45	18	10	8	1	1	...	16	9	7	...	...	...	1	...	1	
45-50	8	5	3	1	1	...	6	4	2	...	...	...	1	...	1	
50-55	5	4	1	1	1	...	2	2	...	...	...	...	2	1	1	
55-60	1	1	...	...	...	...	1	1	...	...	...	...	...	...	...	
60-65	...	...	...	...	...	...	...	...	...	...	...	...	...	...	...	
65-70	...	...	...	...	...	...	...	...	...	...	...	...	...	...	...	
70-75	2	2	...	...	...	...	2	2	...	...	...	...	...	...	...	
75 & over	...	...	...	...	...	...	...	...	...	...	...	...	...	...	...	
Not recorded	...	...	...	...	...	...	...	...	...	...	...	...	...	...	...	

JEWS

CHRISTIANS

OTHERS

TABLE VIII.

Age, sex and civil condition. Part II.—Details for districts and sub-districts.—continued.

SOUTHERN DISTRICT.—GAZA SUB-DISTRICT.

RELIGION	AGE	POPULATION			UNMARRIED			MARRIED			DIVORCED			WIDOWED			
		Persons	Males	Females	Persons	Males	Females	Persons	Males	Females	Persons	Males	Females	Persons	Males	Females	
I	2	3	4	5	6	7	8	9	10	11	12	13	14	15	16	17	
ALL RELIGIONS	Total	94,104	46,802	47,302	49,565	27,700	21,865	38,635	18,302	20,333	251	76	175	5,653	724	4,929	
	0-1	4,193	2,130	2,063	4,193	2,130	2,063	...	...	...	...	...	...	...	...	...	...
	1-2	3,478	1,734	1,744	3,478	1,734	1,744	...	...	...	...	...	...	...	...	...	...
	2-3	4,216	2,073	2,143	4,216	2,073	2,143	...	...	...	...	...	...	...	...	...	...
	3-4	3,823	1,922	1,901	3,823	1,922	1,901	...	...	...	...	...	...	...	...	...	...
	4-5	3,663	1,856	1,807	3,662	1,856	1,806	1	...	1	...	...	...	...	...	...	...
	0-5	19,373	9,715	9,658	19,372	9,715	9,657	1	...	1	...	...	...	...	...	...	...
	5-10	13,779	7,345	6,434	13,776	7,343	6,433	3	2	1	...	...	...	...	...	...	...
	10-15	7,192	3,890	3,302	7,162	3,881	3,281	30	9	21	...	...	...	...	...	...	...
	15-20	4,600	2,486	2,114	3,751	2,350	1,401	825	127	698	8	3	5	16	6	10	
	20-25	6,028	2,850	3,178	2,641	2,104	537	3,312	729	2,583	27	6	21	48	11	37	
	25-30	7,687	3,511	4,176	1,585	1,367	218	5,966	2,102	3,864	35	17	18	101	25	76	
	30-35	6,594	2,959	3,635	568	484	84	5,870	2,424	3,446	19	7	12	137	44	93	
	35-40	6,052	2,959	3,093	275	225	50	5,543	2,678	2,865	22	9	13	212	47	165	
	40-45	4,783	2,113	2,670	114	73	41	4,307	1,980	2,327	21	6	15	341	54	287	
	45-50	3,937	2,077	1,860	79	53	26	3,456	1,974	1,482	25	6	19	377	44	333	
	50-55	3,786	1,801	1,985	70	31	39	3,025	1,710	1,315	30	4	26	661	56	605	
	55-60	2,092	1,130	962	38	19	19	1,604	1,063	541	11	3	8	429	45	394	
	60-65	2,359	1,314	1,545	54	21	33	1,841	1,217	624	22	7	15	942	69	873	
	65-70	1,362	744	618	31	14	17	873	689	184	10	...	10	443	41	407	
	70-75	1,603	733	870	21	7	14	868	650	218	9	2	7	705	74	631	
75 & over	2,358	1,165	1,193	19	8	11	1,106	945	161	12	6	6	1,221	206	1,015		
Not recorded		19	10	9	9	5	4	5	3	2	...	...	...	5	2	3	
MOSLEMS	Total	92,785	46,117	46,668	48,794	27,272	21,522	38,159	18,051	20,108	249	75	174	5,583	719	4,864	
	0-1	4,143	2,107	2,036	4,143	2,107	2,036	...	...	...	...	...	...	...	...	...	...
	1-2	3,449	1,719	1,730	3,449	1,719	1,730	...	...	...	...	...	...	...	...	...	...
	2-3	4,176	2,056	2,120	4,176	2,056	2,120	...	...	...	...	...	...	...	...	...	...
	3-4	3,791	1,906	1,885	3,791	1,906	1,885	...	...	...	...	...	...	...	...	...	...
	4-5	3,621	1,837	1,784	3,620	1,837	1,783	1	...	1	...	...	...	...	...	...	...
	0-5	19,180	9,625	9,555	19,179	9,625	9,554	1	...	1	...	...	...	...	...	...	...
	5-10	13,599	7,252	6,347	13,596	7,250	6,346	3	2	1	...	...	...	...	...	...	...
	10-15	7,106	3,837	3,269	7,076	3,828	3,248	30	9	21	...	...	...	...	...	...	...
	15-20	4,499	2,448	2,051	3,659	2,312	1,347	816	127	689	8	3	5	16	6	10	
	20-25	5,910	2,783	3,127	2,551	2,042	509	3,284	724	2,560	27	6	21	48	11	37	
	25-30	7,538	3,434	4,104	1,524	1,320	204	5,879	2,072	3,807	35	17	18	100	25	75	
	30-35	6,443	2,866	3,577	537	459	78	5,754	2,356	3,398	19	7	12	133	44	89	
	35-40	5,956	2,901	3,055	261	217	44	5,465	2,629	2,836	21	8	13	209	47	162	
	40-45	4,729	2,083	2,646	108	70	38	4,267	1,953	2,314	21	6	15	333	54	279	
	45-50	3,898	2,057	1,841	73	49	24	3,429	1,959	1,470	24	6	18	372	43	329	
	50-55	3,748	1,784	1,964	67	28	39	3,001	1,697	1,304	30	4	26	650	55	595	
	55-60	2,069	1,121	948	34	18	16	1,589	1,055	534	11	3	8	435	45	390	
	60-65	2,320	1,301	1,519	52	20	32	1,816	1,206	610	22	7	15	930	68	862	
	65-70	1,342	734	608	30	14	16	861	679	182	10	...	10	441	41	400	
	70-75	1,587	723	864	20	7	13	860	642	218	9	2	7	698	72	626	
75 & over	2,344	1,158	1,186	19	8	11	1,099	938	161	12	6	6	1,214	206	1,008		
Not recorded		17	10	7	8	5	3	5	3	2	...	...	...	4	2	2	







TABLE VIII.

Age, sex and civil condition. Part II.—Details for districts and sub-districts.—continued.

SOUTHERN DISTRICT.—JAFFA SUB-DISTRICT.

RELIGION	AGE	POPULATION			UNMARRIED			MARRIED			DIVORCED			WIDOWED		
		Persons	Males	Females	Persons	Males	Females	Persons	Males	Females	Persons	Males	Females	Persons	Males	Females
I	2	3	4	5	6	7	8	9	10	11	12	13	14	15	16	17
ALL RELIGIONS	Total	140,534	72,707	67,827	74,952	42,601	32,351	56,561	28,442	28,119	680	275	405	8,341	1,389	6,952
	0-1	4,467	2,345	2,122	4,467	2,345	2,122	...	...	...	...	...	...	...	...	...
	1-2	3,715	1,858	1,857	3,714	1,857	1,857	1	1	...	...	...	...	...	...	...
	2-3	4,432	2,235	2,197	4,430	2,235	2,195	2	...	2	...	...	...	...	...	...
	3-4	4,374	2,266	2,108	4,371	2,265	2,106	3	1	2	...	...	...	...	...	...
	4-5	4,185	2,123	2,062	4,183	2,123	2,060	2	...	2	...	...	...	...	...	...
	0-5	21,173	10,827	10,346	21,165	10,825	10,340	8	2	6	...	...	...	...	...	...
	5-10	17,433	9,077	8,356	17,413	9,067	8,346	14	9	5	2	1	1	4	...	4
	10-15	10,382	5,642	4,740	10,340	5,630	4,710	39	11	28	3	1	2	...	...	...
	15-20	10,359	5,467	4,892	9,055	5,320	3,735	1,274	142	1,132	18	2	11	17	3	14
	20-25	15,155	7,582	7,573	8,635	5,763	2,872	6,294	1,772	4,522	76	18	58	150	29	121
	25-30	15,692	7,990	7,702	4,764	3,458	1,306	10,413	4,415	5,998	134	60	74	381	57	324
	30-35	12,243	6,434	5,809	1,609	1,200	409	10,024	5,120	4,904	121	40	81	489	74	415
	35-40	8,617	4,685	3,932	741	535	206	7,335	4,050	3,285	79	35	44	462	65	397
	40-45	7,157	3,670	3,487	404	271	133	5,986	3,288	2,698	69	30	39	698	81	617
	45-50	5,088	2,693	2,395	224	156	68	4,148	2,431	1,717	51	24	27	665	82	583
	50-55	5,188	2,601	2,587	194	128	66	3,870	2,354	1,516	36	13	23	1,088	106	982
	55-60	3,060	1,584	1,476	98	57	41	2,247	1,397	850	31	12	19	684	118	566
	60-65	3,570	1,730	1,840	107	57	50	2,238	1,488	750	27	11	16	1,198	174	1,024
	65-70	1,771	901	870	35	19	16	1,093	762	331	8	7	1	685	113	522
70-75	1,818	891	927	53	31	22	887	671	216	18	12	6	860	177	683	
75 & over	1,564	752	812	53	35	18	608	503	105	11	8	3	892	206	686	
Not recorded	264	181	83	62	49	13	83	27	56	1	1	...	118	104	14	
MOSLEMS	Total	60,510	32,480	28,030	33,320	20,106	13,214	23,305	11,570	11,735	306	159	147	3,579	645	2,934
	0-1	2,469	1,277	1,192	2,469	1,277	1,192	...	...	...	...	...	...	...	...	...
	1-2	1,933	962	971	1,932	961	971	1	1	...	...	...	...	...	...	...
	2-3	2,387	1,222	1,165	2,385	1,222	1,163	2	...	2	...	...	...	...	...	...
	3-4	2,420	1,260	1,160	2,417	1,259	1,158	3	1	2	...	...	...	...	...	...
	4-5	2,147	1,105	1,042	2,145	1,105	1,040	2	...	2	...	...	...	...	...	...
	0-5	11,356	5,826	5,530	11,348	5,824	5,524	8	2	6	...	...	...	...	...	...
	5-10	8,866	4,723	4,143	8,846	4,713	4,133	14	9	5	2	1	1	4	...	4
	10-15	4,770	2,775	1,995	4,737	2,767	1,970	32	8	24	1	...	1	...	...	...
	15-20	3,936	2,351	1,585	2,987	2,236	751	930	111	819	6	1	5	13	3	10
	20-25	5,871	3,106	2,765	2,502	2,107	395	3,256	963	2,293	32	8	24	81	28	53
	25-30	5,593	3,007	2,586	1,352	1,192	160	4,066	1,727	2,339	56	40	16	119	48	71
	30-35	4,607	2,370	2,237	606	527	79	3,785	1,768	2,017	43	21	27	168	54	114
	35-40	3,502	2,010	1,492	336	286	50	2,983	1,660	1,323	23	21	7	155	43	112
	40-45	3,186	1,646	1,540	200	165	35	2,615	1,404	1,211	23	20	8	343	57	286
	45-50	2,023	1,178	845	102	88	14	1,617	1,031	586	27	14	13	277	45	232
	50-55	2,296	1,141	1,155	103	78	25	1,561	996	565	20	6	14	612	61	551
	55-60	843	492	351	43	25	18	564	422	142	16	6	10	220	39	181
	60-65	1,475	726	749	64	37	27	845	621	224	13	7	11	548	61	487
	65-70	471	283	188	16	10	6	291	242	49	3	2	1	161	29	132
70-75	783	366	417	30	18	12	355	278	77	11	5	6	387	65	322	
75 & over	918	468	450	37	23	14	381	327	54	10	7	3	490	111	379	
Not recorded	14	12	2	11	10	1	2	1	1	...	...	...	1	1	...	



TABLE VIII.

Age, sex and civil condition. Part II.—Details for districts and sub-districts.—continued.

SOUTHERN DISTRICT.—RAMLE SUB-DISTRICT.

RELIGION	AGE	POPULATION			UNMARRIED			MARRIED			DIVORCED			WIDOWED		
		Persons	Males	Females	Persons	Males	Females	Persons	Males	Females	Persons	Males	Females	Persons	Males	Females
I	2	3	4	5	6	7	8	9	10	11	12	13	14	15	16	17
ALL RELIGIONS	Total	66,793	34,807	31,986	35,917	21,110	14,807	27,016	13,066	13,950	172	59	113	3,688	572	3,116
	0-1	3,010	1,585	1,425	3,010	1,585	1,425	...	...	...	...	...	...	...	...	...
	1-2	2,130	1,100	1,030	2,130	1,100	1,030	...	...	...	...	...	...	...	...	...
	2-3	2,843	1,453	1,390	2,843	1,453	1,390	...	...	...	...	...	...	...	...	...
	3-4	2,539	1,276	1,263	2,539	1,276	1,263	...	...	...	...	...	...	...	...	...
	4-5	2,301	1,177	1,124	2,301	1,177	1,124	...	...	...	...	...	...	...	...	...
	0-5	12,823	6,591	6,232	12,823	6,591	6,232	...	...	...	...	...	...	...	...	...
	5-10	9,102	4,900	4,202	9,100	4,899	4,201	1	...	1	...	...	...	1	1	...
	10-15	5,019	2,867	2,152	5,002	2,865	2,137	17	2	15	...	...	...	...	...	...
	15-20	3,932	2,151	1,781	3,136	2,056	1,080	790	93	697	2	1	1	4	1	3
	20-25	6,454	3,444	3,010	3,164	2,535	629	3,242	893	2,349	18	3	15	30	13	17
	25-30	6,571	3,391	3,180	1,620	1,399	221	4,863	1,953	2,910	25	13	12	63	26	37
	30-35	4,887	2,384	2,503	484	384	100	4,282	1,964	2,318	20	7	13	101	29	72
	35-40	4,039	2,115	1,924	198	150	48	3,655	1,909	1,746	19	8	11	167	48	119
	40-45	3,287	1,598	1,689	113	77	36	2,873	1,467	1,406	15	8	7	286	46	240
	45-50	2,465	1,250	1,215	72	41	31	2,063	1,157	906	18	6	12	312	46	266
	50-55	2,465	1,235	1,230	68	35	33	1,858	1,145	713	20	4	16	519	51	468
	55-60	1,266	699	567	37	25	12	930	639	291	8	4	4	291	31	260
	60-65	1,723	844	879	37	21	16	1,065	754	311	13	2	11	608	67	541
	65-70	742	381	361	14	9	5	454	339	115	5	1	4	269	32	237
	70-75	981	470	511	23	9	14	495	394	101	4	...	4	459	67	392
75 & over	1,033	486	547	24	13	11	427	357	70	5	2	3	577	114	463	
Not re- corded		4	1	3	2	1	1	1	...	1	...	...	1	...	1	
MOSLEMS	Total	54,101	27,756	26,345	28,553	16,588	11,965	22,236	10,642	11,594	132	41	91	3,180	485	2,695
	0-1	2,602	1,373	1,229	2,602	1,373	1,229	...	...	...	...	...	...	...	...	...
	1-2	1,846	959	887	1,846	959	887	...	...	...	...	...	...	...	...	...
	2-3	2,477	1,251	1,226	2,477	1,251	1,226	...	...	...	...	...	...	...	...	...
	3-4	2,228	1,113	1,115	2,228	1,113	1,115	...	...	...	...	...	...	...	...	...
	4-5	1,935	991	944	1,935	991	944	...	...	...	...	...	...	...	...	...
	0-5	11,088	5,687	5,401	11,088	5,687	5,401	...	...	...	...	...	...	...	...	...
	5-10	7,737	4,186	3,551	7,735	4,185	3,550	1	...	1	...	...	...	1	1	...
	10-15	4,084	2,327	1,757	4,067	2,325	1,742	17	2	15	...	...	...	...	...	...
	15-20	2,939	1,651	1,338	2,293	1,564	729	690	85	605	2	1	1	4	1	3
	20-25	4,409	2,180	2,229	1,746	1,472	274	2,627	697	1,930	10	...	10	26	11	15
	25-30	4,837	2,348	2,489	915	827	88	3,850	1,491	2,359	17	7	10	55	23	32
	30-35	3,888	1,817	2,071	323	274	49	3,473	1,514	1,959	14	5	9	73	24	54
	35-40	3,328	1,735	1,593	185	110	25	3,043	1,576	1,467	12	7	5	138	42	96
	40-45	2,809	1,331	1,478	85	60	25	2,459	1,222	1,237	12	5	7	253	44	209
	45-50	2,081	1,074	1,007	49	33	16	1,752	999	753	16	5	11	264	37	227
	50-55	2,095	1,050	1,045	43	20	23	1,572	984	588	16	3	13	464	43	421
	55-60	964	542	422	20	11	9	701	501	200	8	4	4	235	26	209
	60-65	1,438	695	743	21	9	12	881	626	255	11	1	10	525	59	466
	65-70	577	301	276	3	3	...	356	275	81	5	1	4	213	22	191
	70-75	844	402	442	17	4	13	424	342	82	4	...	4	399	56	343
75 & over	930	430	500	12	4	8	389	328	61	5	2	3	524	96	428	
Not re- corded		3	...	3	1	...	1	1	...	1	...	...	1	...	1	



TABLE VIII.

Age, sex and civil condition. Part II.—Details for districts and sub-districts.—*continued.*

JERUSALEM DISTRICT.

RELIGION	AGE	POPULATION			UNMARRIED			MARRIED			DIVORCED			WIDOWED		
		Persons	Males	Females	Persons	Males	Females	Persons	Males	Females	Persons	Males	Females	Persons	Males	Females
1	2	3	4	5	6	7	8	9	10	11	12	13	14	15	16	17
ALL RELIGIONS	<b>Total</b>	<b>257,490</b>	<b>128,536</b>	<b>128,954</b>	<b>141,330</b>	<b>78,944</b>	<b>62,388</b>	<b>98,693</b>	<b>47,248</b>	<b>51,447</b>	<b>873</b>	<b>303</b>	<b>570</b>	<b>16,594</b>	<b>2,043</b>	<b>14,551</b>
	0-1	9,551	4,933	4,618	9,551	4,933	4,618	...	...	...	...	...	...	...	...	...
	1-2	7,987	4,017	3,970	7,986	4,017	3,969	1	...	1	...	...	...	...	...	...
	2-3	9,216	4,767	4,449	9,216	4,767	4,449	...	...	...	...	...	...	...	...	...
	3-4	9,094	4,610	4,484	9,093	4,610	4,483	1	...	1	...	...	...	...	...	...
	4-5	8,292	4,204	4,088	8,291	4,204	4,087	1	...	1	...	...	...	...	...	...
	0-5	44,140	22,531	21,609	44,137	22,531	21,606	3	...	3	...	...	...	...	...	...
	5-10	36,046	19,129	16,917	36,040	19,129	16,911	6	...	6	...	...	...	...	...	...
	10-15	21,800	11,784	10,016	21,710	11,766	9,944	89	18	71	1	...	1	...	...	...
	15-20	17,649	9,119	8,530	14,860	8,740	6,120	2,747	373	2,374	19	3	16	23	3	20
	20-25	21,987	11,178	10,809	11,323	8,164	3,164	10,448	2,960	7,488	78	25	53	133	29	104
	25-30	22,424	10,949	11,475	6,140	4,659	1,481	15,830	6,153	9,677	112	41	71	342	96	246
	30-35	18,271	8,506	9,765	2,396	1,669	727	15,257	6,686	8,571	142	61	81	476	90	386
	35-40	15,670	7,421	8,249	1,247	779	468	13,528	6,480	7,048	99	31	68	796	131	665
	40-45	13,280	6,008	7,272	863	427	436	11,005	5,407	5,598	100	34	66	1,312	140	1,172
	45-50	9,874	4,837	5,037	568	242	326	7,913	4,441	3,472	80	28	52	1,313	126	1,187
	50-55	9,628	4,416	5,212	574	246	328	6,863	4,005	2,858	81	21	60	2,110	144	1,966
	55-60	5,701	2,822	2,879	390	141	249	3,911	2,536	1,375	42	14	28	1,353	131	1,227
	60-65	7,511	3,433	4,078	363	144	219	4,509	3,071	1,438	44	14	30	2,595	204	2,391
	65-70	4,010	1,963	2,047	248	104	144	2,261	1,660	601	32	13	19	1,469	186	1,283
70-75	4,428	1,945	2,483	204	81	123	2,130	1,603	527	22	10	12	2,072	251	1,821	
75 & over	5,017	2,462	2,555	225	99	126	2,177	1,843	334	21	8	13	2,594	512	2,082	
Not recorded	54	33	21	37	23	14	16	10	6	...	...	...	1	...	1	
MOSLEMS	<b>Total</b>	<b>163,947</b>	<b>83,012</b>	<b>80,935</b>	<b>87,557</b>	<b>50,374</b>	<b>37,183</b>	<b>65,991</b>	<b>31,249</b>	<b>34,742</b>	<b>504</b>	<b>163</b>	<b>341</b>	<b>9,895</b>	<b>1,226</b>	<b>8,669</b>
	0-1	6,536	3,392	3,144	6,536	3,392	3,144	...	...	...	...	...	...	...	...	...
	1-2	5,688	2,826	2,862	5,687	2,826	2,861	1	...	1	...	...	...	...	...	...
	2-3	6,558	3,406	3,152	6,558	3,406	3,152	...	...	...	...	...	...	...	...	...
	3-4	6,470	3,253	3,217	6,469	3,253	3,216	1	...	1	...	...	...	...	...	...
	4-5	5,836	2,972	2,864	5,835	2,972	2,863	1	...	1	...	...	...	...	...	...
	0-5	31,088	15,849	15,239	31,085	15,849	15,236	3	...	3	...	...	...	...	...	...
	5-10	23,952	12,907	11,045	23,946	12,907	11,039	6	...	6	...	...	...	...	...	...
	10-15	13,595	7,580	6,015	13,519	7,564	5,955	75	16	59	1	...	1	...	...	...
	15-20	9,410	5,126	4,284	7,419	4,825	2,594	1,965	296	1,669	14	2	12	12	3	9
	20-25	12,388	6,207	6,181	5,557	4,380	1,177	6,704	1,785	4,919	41	19	22	86	23	63
	25-30	13,934	6,752	7,182	3,246	2,793	453	10,415	3,865	6,550	58	26	32	215	68	147
	30-35	11,514	5,206	6,308	1,212	1,021	191	9,953	4,082	5,871	65	34	31	234	69	215
	35-40	10,518	5,080	5,438	616	494	122	9,401	4,468	4,933	53	17	36	448	101	347
	40-45	8,872	4,069	4,803	326	217	109	7,716	3,733	3,983	60	16	44	770	103	667
	45-50	6,425	3,346	3,079	156	91	65	5,458	3,143	2,315	52	16	36	759	96	663
	50-55	6,146	2,899	3,247	169	87	82	4,631	2,724	1,907	55	8	47	1,291	80	1,211
	55-60	3,182	1,680	1,502	61	23	38	2,315	1,589	726	28	4	22	730	64	716
	60-65	4,667	2,191	2,476	87	37	50	2,959	2,055	904	27	5	22	1,594	94	1,500
	65-70	2,188	1,171	1,017	47	27	20	1,360	1,052	308	20	7	13	761	85	676
70-75	2,637	1,200	1,487	40	19	21	1,396	1,062	334	12	2	10	1,239	117	1,122	
75 & over	3,361	1,735	1,626	55	28	27	1,630	1,377	253	20	7	13	1,656	323	1,333	
Not recorded	20	14	6	16	12	4	4	2	2	...	...	...	...	...	...	



















TABLE VIII.

Age, sex and civil condition. Part II.—Details for districts and sub-districts—*continued.*

JERUSALEM DISTRICT — RAMALLAH SUB-DISTRICT.

RELIGION	AGE	POPULATION			UNMARRIED			MARRIED			DIVORCED			WIDOWED		
		Persons	Males	Females	Persons	Males	Females	Persons	Males	Females	Persons	Males	Females	Persons	Males	Females
1	2	3	4	5	6	7	8	9	10	11	12	13	14	15	16	17
ALL RELIGIONS	Total	39,062	18,803	20,259	20,598	11,393	9,205	15,577	7,051	8,526	163	28	75	2,784	331	2,453
	0-1	1,532	804	728	1,532	804	728	...	...	...	...	...	...	...	...	...
	1-2	1,161	563	598	1,161	563	598	...	...	...	...	...	...	...	...	...
	2-3	1,456	740	716	1,456	740	716	...	...	...	...	...	...	...	...	...
	3-4	1,418	731	687	1,418	731	687	...	...	...	...	...	...	...	...	...
	4-5	1,353	670	683	1,353	670	683	...	...	...	...	...	...	...	...	...
	0-5	6,920	3,508	3,412	6,920	3,508	3,412	...	...	...	...	...	...	...	...	...
	5-10	5,899	3,146	2,753	5,899	3,146	2,753	...	...	...	...	...	...	...	...	...
	10-15	3,085	1,605	1,480	3,062	1,599	1,463	23	6	17	...	...	...	...	...	...
	15-20	2,080	1,027	1,003	1,662	967	695	364	59	305	4	...	1	3	...	...
	20-25	3,224	1,566	1,658	1,532	1,122	410	1,667	439	1,228	6	2	4	19	3	16
	25-30	3,299	1,470	1,829	830	637	193	2,394	808	1,586	13	6	7	62	19	43
	30-35	2,590	1,068	1,522	272	200	72	2,224	848	1,376	12	5	7	82	15	67
	35-40	2,640	1,126	1,514	155	100	55	2,329	995	1,334	14	7	7	142	24	118
	40-45	2,058	823	1,235	84	42	42	1,757	755	1,002	11	1	10	206	25	181
	45-50	1,759	830	929	59	24	35	1,441	779	662	14	2	12	245	25	220
	50-55	1,516	699	817	44	13	31	1,121	667	454	8	...	8	343	19	324
	55-60	1,004	509	495	17	6	11	692	484	208	7	1	6	288	18	270
	60-65	1,152	568	584	18	9	9	725	524	201	3	1	2	406	34	372
	65-70	668	343	325	20	10	10	356	295	61	5	1	4	287	37	250
	70-75	599	250	349	11	4	7	261	208	53	4	1	3	323	37	286
	75 & over	613	262	351	9	3	6	221	184	37	2	...	2	381	75	306
	Not recorded		6	3	3	4	3	1	2	...	2	...	...	...	...	...
MOSLEMS	Total	31,897	15,530	16,307	16,565	9,353	7,212	12,964	5,873	7,091	38	26	62	2,280	278	2,002
	0-1	1,262	668	594	1,262	668	594	...	...	...	...	...	...	...	...	...
	1-2	941	451	490	941	451	490	...	...	...	...	...	...	...	...	...
	2-3	1,208	607	601	1,208	607	601	...	...	...	...	...	...	...	...	...
	3-4	1,152	580	572	1,152	580	572	...	...	...	...	...	...	...	...	...
	4-5	1,131	546	585	1,131	546	585	...	...	...	...	...	...	...	...	...
	0-5	5,694	2,852	2,842	5,694	2,852	2,842	...	...	...	...	...	...	...	...	...
	5-10	4,739	2,553	2,186	4,739	2,553	2,186	...	...	...	...	...	...	...	...	...
	10-15	2,474	1,297	1,177	2,454	1,292	1,162	20	5	15	...	...	...	...	...	...
	15-20	1,494	804	690	1,224	759	465	266	44	222	...	...	...	...	...	...
	20-25	2,645	1,306	1,339	1,265	963	302	1,357	339	1,018	5	2	3	18	2	16
	25-30	2,795	1,274	1,521	694	578	116	2,036	673	1,363	12	6	6	53	17	36
	30-35	2,162	905	1,257	216	180	36	1,873	707	1,166	7	4	3	66	14	52
	35-40	2,222	970	1,252	118	90	28	1,976	853	1,123	13	7	6	115	20	95
	40-45	1,754	713	1,041	59	37	22	1,512	652	860	7	...	7	178	24	152
	45-50	1,483	728	735	28	17	11	1,217	685	532	14	2	12	204	24	180
	50-55	1,270	586	684	32	10	22	929	562	367	8	...	8	301	14	287
	55-60	799	410	389	7	3	4	547	390	157	5	1	4	240	16	224
	60-65	929	456	473	11	7	4	581	421	160	3	1	2	334	27	307
	65-70	517	273	244	9	4	5	276	238	38	4	1	3	223	30	198
	70-75	452	177	275	6	3	3	185	148	37	4	1	3	257	25	232
	75 & over	483	224	259	6	3	3	187	156	31	2	...	2	288	65	223
	Not recorded		5	2	3	3	2	1	2	...	2	...	...	...	...	...



TABLE VIII.

Age, sex and civil condition. Part II.—Details for districts and sub-districts—continued.

NORTHERN DISTRICT.

RELIGION	AGE	POPULATION			UNMARRIED			MARRIED			DIVORCED			WIDOWED		
		Persons	Males	Females	Persons	Males	Females	Persons	Males	Females	Persons	Males	Females	Persons	Males	Females
1	2	3	4	5	6	7	8	9	10	11	12	13	14	15	16	17
ALL RELIGIONS	Total	407,246	206,739	200,507	223,989	127,042	96,947	154,874	75,532	79,342	1,521	505	1,016	26,862	3,660	23,202
	0-1	15,548	8,161	7,387	15,548	8,161	7,387	...	...	...	...	...	...	...	...	...
	1-2	12,384	6,365	6,019	12,384	6,365	6,019	...	...	...	...	...	...	...	...	...
	2-3	14,786	7,476	7,260	14,786	7,476	7,260	...	...	...	...	...	...	...	...	...
	3-4	14,288	7,187	7,101	14,288	7,187	7,101	...	...	...	...	...	...	...	...	...
	4-5	13,521	6,831	6,690	13,521	6,831	6,690	...	...	...	...	...	...	...	...	...
	0-5	70,477	36,020	34,457	70,477	36,020	34,457	...	...	...	...	...	...	...	...	...
	5-10	56,363	29,718	26,645	56,363	29,718	26,644	1	...	1	...	...	...	...	...	...
	10-15	38,805	18,527	15,278	38,783	18,512	15,221	70	14	56	...	...	...	2	1	1
	15-20	26,507	14,250	12,257	22,995	13,727	9,268	3,433	512	2,921	38	4	34	41	7	34
	20-25	37,850	19,133	18,717	20,323	14,471	5,852	17,062	4,532	12,530	154	53	101	811	77	234
	25-30	40,573	20,581	19,992	11,168	8,869	2,299	28,516	11,390	17,126	216	94	122	678	228	445
	30-35	31,020	15,340	15,680	3,788	2,881	907	26,037	12,086	13,951	204	89	115	991	284	707
	35-40	25,809	13,209	12,600	1,809	1,249	560	22,414	11,573	10,841	186	75	111	1,400	312	1,088
	40-45	20,494	9,515	10,979	990	543	437	16,954	8,628	8,326	157	39	118	2,403	305	2,098
	45-50	15,587	7,989	7,598	655	318	337	12,332	7,365	4,967	129	40	89	2,471	266	2,205
	50-55	14,489	6,676	7,813	506	237	269	9,918	6,096	3,822	139	30	109	3,926	313	3,613
	55-60	7,600	3,876	3,724	258	104	154	5,156	3,562	1,594	67	17	50	2,119	193	1,926
	60-65	10,297	4,474	5,823	344	137	207	5,656	3,923	1,733	99	18	81	4,198	396	3,802
	65-70	5,155	2,505	2,650	185	74	111	2,802	2,145	657	39	14	25	2,129	272	1,857
	70-75	5,285	2,208	3,077	183	72	111	2,245	1,771	474	47	11	36	2,810	354	2,456
	75 & over	5,829	2,659	3,170	181	76	105	2,226	1,919	307	39	14	25	3,383	650	2,733
Not recorded	106	59	47	42	34	8	52	16	36	7	7	...	5	2	3	
MOSLEMS	Total	318,890	161,229	157,661	175,175	99,528	75,647	120,688	58,295	62,393	1,182	387	795	21,845	3,019	18,826
	0-1	12,595	6,592	6,003	12,595	6,592	6,003	...	...	...	...	...	...	...	...	...
	1-2	9,975	5,095	4,880	9,975	5,095	4,880	...	...	...	...	...	...	...	...	...
	2-3	12,058	6,056	6,002	12,058	6,056	6,002	...	...	...	...	...	...	...	...	...
	3-4	11,770	5,919	5,851	11,770	5,919	5,851	...	...	...	...	...	...	...	...	...
	4-5	11,007	5,514	5,493	11,007	5,514	5,493	...	...	...	...	...	...	...	...	...
	0-5	57,405	29,176	28,229	57,405	29,176	28,229	...	...	...	...	...	...	...	...	...
	5-10	45,600	24,155	21,445	45,599	24,155	21,444	1	...	1	...	...	...	...	...	...
	10-15	27,339	15,137	12,202	27,276	15,124	12,152	61	12	49	...	...	...	...	...	...
	15-20	20,394	11,159	9,235	17,422	10,678	6,744	2,908	471	2,437	29	4	25	35	6	29
	20-25	28,012	13,874	14,138	14,030	10,218	3,812	13,599	3,547	10,052	120	43	77	263	66	197
	25-30	29,820	14,862	14,958	7,484	6,094	1,390	21,612	8,504	13,108	155	71	84	569	193	376
	30-35	23,236	11,059	12,177	2,554	2,025	529	19,693	8,726	10,967	138	58	80	851	250	601
	35-40	20,383	10,383	10,000	1,264	946	318	17,786	9,080	8,706	155	66	89	1,178	291	887
	40-45	16,439	7,573	8,866	661	394	267	13,620	6,871	6,749	123	32	91	2,035	276	1,759
	45-50	12,453	6,465	5,988	416	225	191	9,898	5,971	3,927	107	31	76	2,032	238	1,794
	50-55	11,438	5,236	6,202	315	163	152	7,769	4,791	2,978	104	22	82	3,250	260	2,990
	55-60	5,593	2,907	2,686	152	71	81	3,760	2,669	1,091	58	12	46	1,623	155	1,468
	60-65	8,088	3,475	4,613	231	96	135	4,348	3,054	1,294	84	14	70	3,425	311	3,114
	65-70	3,816	1,879	1,937	103	38	65	2,072	1,641	431	32	11	21	1,609	189	1,420
	70-75	4,140	1,706	2,434	112	45	67	1,724	1,373	351	43	11	32	2,261	277	1,984
	75 & over	4,667	2,154	2,513	124	60	64	1,801	1,577	224	33	11	22	2,709	506	2,203
Not recorded	67	29	38	27	20	7	36	8	28	...	1	...	3	...	3	



TABLE VIII.

Age, sex and civil condition. Part II.—Details for districts and sub-districts—continued.

NORTHERN DISTRICT — TULKARM SUB-DISTRICT.

RELIGION	AGE	POPULATION			UNMARRIED			MARRIED			DIVORCED			WIDOWED		
		Persons	Males	Females	Persons	Males	Females	Persons	Males	Females	Persons	Males	Females	Persons	Males	Females
1	2	3	4	5	6	7	8	9	10	11	12	13	14	15	16	17
ALL RELIGIONS	Total	46,328	23,466	22,862	25,755	14,628	11,127	17,185	8,402	8,783	139	42	97	3,249	394	2,855
	0-1	1,770	918	852	1,770	918	852	...	...	...	...	...	...	...	...	...
	1-2	1,571	790	781	1,571	790	781	...	...	...	...	...	...	...	...	...
	2-3	1,832	932	900	1,832	932	900	...	...	...	...	...	...	...	...	...
	3-4	1,786	929	857	1,786	929	857	...	...	...	...	...	...	...	...	...
	4-5	1,726	851	875	1,726	851	875	...	...	...	...	...	...	...	...	...
	0-5	8,685	4,420	4,265	8,685	4,420	4,265	...	...	...	...	...	...	...	...	...
	5-10	6,283	3,374	2,909	6,283	3,374	2,909	...	...	...	...	...	...	...	...	...
	10-15	3,599	2,014	1,585	3,599	2,012	1,578	9	2	7	...	...	...	...	...	...
	15-20	3,058	1,717	1,341	2,699	1,646	1,053	354	70	284	2	...	2	3	1	2
	20-25	4,331	2,136	2,195	2,294	1,585	709	2,001	537	1,464	12	5	7	24	9	15
	25-30	4,592	2,325	2,267	1,234	979	255	3,268	1,309	1,959	14	7	7	76	30	46
	30-35	3,225	1,571	1,654	427	315	112	2,674	1,221	1,453	18	5	13	106	30	76
	35-40	2,928	1,503	1,425	194	139	55	2,537	1,327	1,210	15	4	11	182	33	149
	40-45	2,319	1,055	1,264	115	69	46	1,871	942	929	15	6	9	318	38	280
	45-50	1,798	894	904	78	35	43	1,387	821	566	15	5	10	318	33	285
	50-55	1,675	770	905	42	18	24	1,131	714	417	13	4	9	489	34	455
	55-60	834	389	445	33	11	22	513	354	159	7	1	6	281	23	258
	60-65	1,203	502	701	41	13	28	623	441	182	15	2	13	524	46	478
	65-70	560	291	269	14	4	10	318	257	61	5	2	3	223	28	195
	70-75	575	215	360	13	2	11	237	181	56	4	1	3	321	31	290
	75 & over	661	288	373	12	5	7	261	225	36	4	...	4	384	58	326
	Not recorded		2	2	...	1	1	...	1	1	...	...	...	...	...	...
	MOSLEMS	Total	45,290	22,320	22,470	25,222	14,259	10,963	16,717	8,135	8,582	138	41	97	3,213	385
0-1		1,745	902	843	1,745	902	843	...	...	...	...	...	...	...	...	...
1-2		1,538	772	766	1,538	772	766	...	...	...	...	...	...	...	...	...
2-3		1,801	917	884	1,801	917	884	...	...	...	...	...	...	...	...	...
3-4		1,757	913	844	1,757	913	844	...	...	...	...	...	...	...	...	...
4-5		1,700	838	862	1,700	838	862	...	...	...	...	...	...	...	...	...
0-5		8,541	4,342	4,199	8,541	4,342	4,199	...	...	...	...	...	...	...	...	...
5-10		6,208	3,335	2,873	6,208	3,335	2,873	...	...	...	...	...	...	...	...	...
10-15		3,563	1,992	1,571	3,555	1,990	1,565	8	2	6	...	...	...	...	...	...
15-20		3,014	1,690	1,324	2,659	1,620	1,039	350	69	281	2	...	2	3	1	2
20-25		4,177	2,030	2,147	2,192	1,497	695	1,950	519	1,431	12	5	7	23	9	14
25-30		4,318	2,164	2,154	1,145	899	246	3,083	1,228	1,855	14	7	7	76	30	46
30-35		3,086	1,471	1,615	394	290	104	2,570	1,148	1,422	17	4	13	105	29	76
35-40		2,872	1,460	1,412	186	131	55	2,493	1,293	1,200	15	4	11	173	32	146
40-45		2,282	1,031	1,251	112	67	45	1,842	921	921	15	6	9	313	37	276
45-50		1,776	884	892	78	35	43	1,373	812	561	15	5	10	310	32	278
50-55		1,655	754	901	42	18	24	1,114	700	414	13	4	9	486	32	454
55-60		821	381	440	31	10	21	504	347	157	7	1	6	279	23	256
60-65		1,192	494	698	40	13	27	616	434	182	15	2	13	521	45	476
65-70		553	289	264	14	4	10	316	256	60	5	2	3	218	27	191
70-75		572	214	358	12	2	10	236	180	56	4	1	3	320	31	289
75 & over		658	287	371	12	5	7	261	225	36	4	...	4	381	57	324
Not recorded			2	2	...	1	1	...	1	1	...	...	...	...	...	...



TABLE VIII.

Age, sex and civil condition. Part II.—Details for districts and sub-districts—continued.

NORTHERN DISTRICT — NABLUS SUB-DISTRICT.

RELIGION	AGE	POPULATION			UNMARRIED			MARRIED			DIVORCED			WIDOWED		
		Persons	Males	Females	Persons	Males	Females	Persons	Males	Females	Persons	Males	Females	Persons	Males	Females
1	2	3	4	5	6	7	8	9	10	11	12	13	14	15	16	17
ALL RELIGIONS	Total	68,490	33,670	34,820	37,195	20,915	16,280	26,051	12,063	13,988	234	58	176	5,010	634	4,376
	0-1	2,871	1,485	1,386	2,871	1,485	1,386	...	...	...	...	...	...	...	...	...
	1-2	2,075	1,070	1,005	2,075	1,070	1,005	...	...	...	...	...	...	...	...	...
	2-3	2,586	1,284	1,302	2,586	1,284	1,302	...	...	...	...	...	...	...	...	...
	3-4	2,524	1,268	1,256	2,524	1,268	1,256	...	...	...	...	...	...	...	...	...
	4-5	2,330	1,195	1,135	2,330	1,195	1,135	...	...	...	...	...	...	...	...	...
	0-5	12,386	6,302	6,084	12,386	6,302	6,084	...	...	...	...	...	...	...	...	...
	5-10	9,980	5,298	4,632	9,929	5,298	4,631	1	...	1	...	...	...	...	...	...
	10-15	5,994	3,321	2,673	5,979	3,316	2,663	15	5	10	...	...	...	...	...	...
	15-20	3,983	2,102	1,881	3,293	1,984	1,309	676	116	560	6	...	6	8	2	6
	20-25	5,620	2,658	2,962	2,720	2,000	720	2,848	646	2,202	15	5	10	37	7	30
	25-30	5,937	2,751	3,186	1,489	1,207	282	4,318	1,510	2,808	26	11	15	104	23	81
	30-35	5,002	2,190	2,812	511	378	133	4,281	1,760	2,521	23	10	13	187	42	145
	35-40	4,250	1,998	2,252	290	195	95	3,699	1,750	1,949	29	9	20	232	44	188
	40-45	3,703	1,610	2,093	162	68	94	3,085	1,482	1,603	30	5	25	426	55	371
	45-50	2,781	1,395	1,386	120	49	71	2,145	1,285	860	28	6	22	488	55	433
	50-55	2,726	1,203	1,523	109	44	65	1,827	1,100	727	26	4	22	764	55	709
	55-60	1,289	694	595	48	18	30	874	639	235	11	2	9	356	35	321
	60-65	1,982	859	1,123	58	21	37	1,073	759	314	15	1	14	886	78	758
	65-70	801	383	418	26	7	19	411	339	72	6	1	5	358	36	322
	70-75	1,053	428	625	35	9	26	426	348	78	13	3	10	579	68	511
75 & over	1,034	466	568	26	8	18	369	323	46	6	1	5	683	134	499	
Not recorded	19	12	7	14	11	3	3	1	2	...	...	...	2	...	2	
MOSLEMS	Total	67,098	32,966	34,132	36,403	20,469	15,934	25,569	11,821	13,748	229	58	171	4,897	618	4,279
	0-1	2,819	1,461	1,358	2,819	1,461	1,358	...	...	...	...	...	...	...	...	...
	1-2	2,038	1,042	996	2,038	1,042	996	...	...	...	...	...	...	...	...	...
	2-3	2,544	1,268	1,276	2,544	1,268	1,276	...	...	...	...	...	...	...	...	...
	3-4	2,483	1,247	1,236	2,483	1,247	1,236	...	...	...	...	...	...	...	...	...
	4-5	2,301	1,179	1,122	2,301	1,179	1,122	...	...	...	...	...	...	...	...	...
	0-5	12,185	6,197	5,988	12,185	6,197	5,988	...	...	...	...	...	...	...	...	...
	5-10	9,764	5,213	4,551	9,763	5,213	4,550	1	...	1	...	...	...	...	...	...
	10-15	5,901	3,270	2,631	5,886	3,265	2,621	15	5	10	...	...	...	...	...	...
	15-20	3,926	2,078	1,848	3,242	1,960	1,282	670	116	554	6	...	6	8	2	6
	20-25	5,432	2,544	2,888	2,579	1,896	683	2,803	637	2,166	15	5	10	35	6	29
	25-30	5,794	2,680	3,114	1,430	1,166	264	4,235	1,480	2,755	26	11	15	103	23	80
	30-35	4,904	2,141	2,763	489	364	125	4,210	1,726	2,484	23	10	13	182	41	141
	35-40	4,161	1,955	2,206	275	189	86	3,632	1,714	1,918	29	9	20	225	43	182
	40-45	3,624	1,573	2,051	142	60	82	3,034	1,453	1,581	29	5	24	419	55	364
	45-50	2,714	1,370	1,344	110	46	64	2,102	1,263	839	28	6	22	474	55	419
	50-55	2,670	1,179	1,491	102	42	60	1,793	1,080	713	24	4	20	751	53	698
	55-60	1,254	674	580	43	17	26	852	621	231	10	2	8	349	34	315
	60-65	1,932	837	1,095	57	20	37	1,041	740	301	15	1	14	819	76	743
	65-70	778	371	407	25	6	19	400	330	70	6	1	5	347	34	313
	70-75	1,083	419	614	35	9	26	416	339	77	13	3	10	569	68	501
75 & over	1,007	453	554	26	8	18	362	316	46	5	1	4	614	128	486	
Not recorded	19	12	7	14	11	3	3	1	2	...	...	...	2	...	2	



## TABLE VIII.

Age, sex and civil condition. Part II.—Details for districts and sub-districts—continued.

## NORTHERN DISTRICT — JENIN SUB-DISTRICT.

RELIGION	AGE	POPULATION			UNMARRIED			MARRIED			DIVORCED			WIDOWED		
		Persons	Males	Females	Persons	Males	Females	Persons	Males	Females	Persons	Males	Females	Persons	Males	Females
1	2	3	4	5	6	7	8	9	10	11	12	13	14	15	16	17
ALL RELIGIONS	Total	41,411	20,268	21,143	22,675	12,488	10,187	15,597	7,410	8,187	78	16	62	3,061	354	2,707
	0-1	1,568	823	745	1,568	823	745	...	...	...	...	...	...	...	...	...
	1-2	1,857	667	690	1,857	667	690	...	...	...	...	...	...	...	...	...
	2-3	1,454	733	721	1,454	733	721	...	...	...	...	...	...	...	...	...
	3-4	1,408	688	720	1,408	688	720	...	...	...	...	...	...	...	...	...
	4-5	1,408	699	709	1,408	699	709	...	...	...	...	...	...	...	...	...
	0-5	7,195	3,610	3,585	7,195	3,610	3,585	...	...	...	...	...	...	...	...	...
	5-10	5,926	3,099	2,827	5,926	3,099	2,827	...	...	...	...	...	...	...	...	...
	10-15	3,679	1,989	1,690	3,677	1,989	1,688	2	...	2	...	...	...	...	...	...
	15-20	2,342	1,211	1,131	2,088	1,168	920	251	42	209	2	1	1	1	...	1
	20-25	3,626	1,709	1,917	1,983	1,320	663	1,591	381	1,210	11	2	9	41	6	35
	25-30	3,895	1,871	2,024	1,034	809	225	2,779	1,040	1,739	8	1	7	74	21	53
	30-35	2,996	1,356	1,640	367	267	100	2,509	1,058	1,451	6	2	4	114	29	85
	35-40	2,692	1,291	1,401	159	107	52	2,362	1,150	1,212	6	...	6	165	34	131
	40-45	2,150	919	1,231	85	40	45	1,736	844	892	12	3	9	317	32	285
	45-50	1,823	921	902	37	24	13	1,476	865	611	5	3	2	305	29	276
	50-55	1,642	722	920	39	20	19	1,092	681	411	9	...	9	502	21	481
	55-60	881	436	445	23	12	11	572	397	175	5	...	5	231	27	254
	60-65	996	396	600	28	12	16	502	349	153	7	1	6	459	34	425
	65-70	590	248	342	16	5	11	238	219	69	1	...	1	235	24	261
70-75	526	220	306	10	3	7	211	173	38	5	2	3	300	42	258	
75 & over	449	269	180	7	3	4	226	211	15	...	...	...	216	55	161	
Not recorded		3	1	2	1	...	1	...	...	...	1	1	...	1	...	1
MOSLEMS	Total	40,555	19,853	20,702	22,202	12,245	9,957	15,275	7,247	8,028	78	16	62	3,000	345	2,655
	0-1	1,529	805	724	1,529	805	724	...	...	...	...	...	...	...	...	...
	1-2	1,341	659	682	1,341	659	682	...	...	...	...	...	...	...	...	...
	2-3	1,416	711	705	1,416	711	705	...	...	...	...	...	...	...	...	...
	3-4	1,338	681	707	1,338	681	707	...	...	...	...	...	...	...	...	...
	4-5	1,335	687	698	1,335	687	698	...	...	...	...	...	...	...	...	...
	0-5	7,059	3,543	3,516	7,059	3,543	3,516	...	...	...	...	...	...	...	...	...
	5-10	5,805	3,044	2,761	5,805	3,044	2,761	...	...	...	...	...	...	...	...	...
	10-15	3,623	1,954	1,669	3,621	1,954	1,667	2	...	2	...	...	...	...	...	...
	15-20	2,298	1,194	1,104	2,048	1,152	896	247	41	206	2	1	1	1	...	1
	20-25	3,538	1,670	1,868	1,926	1,287	639	1,561	375	1,186	11	2	9	40	6	34
	25-30	3,801	1,827	1,974	1,008	790	218	2,712	1,015	1,697	8	1	7	78	21	52
	30-35	2,922	1,319	1,603	356	261	95	2,447	1,027	1,420	6	2	4	113	29	84
	35-40	2,642	1,260	1,382	151	103	48	2,322	1,123	1,199	6	...	6	163	34	129
	40-45	2,109	904	1,205	82	39	43	1,704	831	873	12	3	9	311	31	280
	45-50	1,737	903	884	34	22	12	1,443	849	599	5	3	2	300	29	271
	50-55	1,609	706	903	35	19	16	1,072	667	405	9	...	9	493	20	473
	55-60	855	424	431	20	11	9	557	386	171	5	...	5	273	27	246
	60-65	975	387	588	26	11	15	492	341	151	7	1	6	450	34	416
	65-70	583	245	338	16	5	11	286	217	69	1	...	1	280	23	257
70-75	511	209	302	8	1	7	203	167	36	5	2	3	295	39	256	
75 & over	435	263	172	6	3	3	222	208	14	...	...	...	207	52	155	
Not recorded		3	1	2	1	...	1	...	...	...	1	1	...	1	...	1













TABLE VIII.

Age, sex and civil condition. Part II.—Details for districts and sub-districts—continued.

## NORTHERN DISTRICT—TIBERIAS SUB-DISTRICT—concluded.

RELIGION	AGE	POPULATION			UNMARRIED			MARRIED			DIVORCED			WIDOWED			
		Persons	Males	Females	Persons	Males	Females	Persons	Males	Females	Persons	Males	Females	Persons	Males	Females	
	2	3	4	5	6	7	8	9	10	11	12	13	14	15	16	17	
JEWS	Total	7,765	3,921	3,864	4,228	2,353	1,875	3,067	1,509	1,558	41	11	30	449	48	401	
	0-1	268	142	126	268	142	126	...	...	...	...	...	...	...	...	...	...
	1-2	230	124	106	230	124	106	...	...	...	...	...	...	...	...	...	...
	2-3	240	112	128	240	112	128	...	...	...	...	...	...	...	...	...	...
	3-4	245	126	119	245	126	119	...	...	...	...	...	...	...	...	...	...
	4-5	246	143	103	246	143	103	...	...	...	...	...	...	...	...	...	...
	0-5	1,229	647	582	1,229	647	582	...	...	...	...	...	...	...	...	...	...
	5-10	1,059	559	500	1,059	559	500	...	...	...	...	...	...	...	...	...	...
	10-15	664	343	321	663	343	320	...	...	...	...	...	...	...	...	...	...
	15-20	566	288	278	505	284	221	59	...	...	...	...	...	...	...	...	...
	20-25	818	409	409	469	296	173	337	110	227	55	...	...	...	...	...	...
	25-30	761	388	373	224	169	55	523	216	307	8	...	...	...	...	...	...
	30-35	621	328	293	55	40	15	543	285	258	6	...	...	...	...	...	...
	35-40	427	199	228	15	9	6	389	187	202	...	...	...	...	...	...	...
	40-45	379	180	199	4	...	3	347	175	172	6	...	...	...	...	...	...
	45-50	204	107	97	...	...	2	186	103	83	2	...	...	...	...	...	...
	50-55	298	136	162	...	...	...	231	127	104	5	...	...	...	...	...	...
	55-60	144	74	70	...	...	...	117	69	48	1	...	...	...	...	...	...
	60-65	275	123	152	...	3	3	162	108	54	3	...	...	...	...	...	...
	65-70	117	53	64	...	...	...	74	50	24	2	...	...	...	...	...	...
70-75	140	55	85	...	...	...	70	52	18	1	...	...	...	...	...	...	
75 & over	83	32	51	...	...	...	...	28	23	5	...	...	...	55	9	46	
Not recorded	...	...	...	...	...	...	...	...	...	...	...	...	...	...	...	...	
CHRISTIANS	Total	1,734	892	842	986	542	444	643	337	306	3	2	1	102	11	91	
	0-1	77	42	35	77	42	35	...	...	...	...	...	...	...	...	...	
	1-2	63	37	26	63	37	26	...	...	...	...	...	...	...	...	...	
	2-3	68	35	33	68	35	33	...	...	...	...	...	...	...	...	...	
	3-4	61	32	29	61	32	29	...	...	...	...	...	...	...	...	...	
	4-5	53	25	28	53	25	28	...	...	...	...	...	...	...	...	...	
	0-5	322	171	151	322	171	151	...	...	...	...	...	...	...	...	...	
	5-10	220	111	109	220	111	109	...	...	...	...	...	...	...	...	...	
	10-15	113	63	55	117	63	54	1	...	...	...	...	...	...	...	...	
	15-20	115	59	56	92	57	35	23	2	21	...	...	...	...	...	...	
	20-25	185	99	86	102	71	31	81	26	55	...	...	...	...	...	...	
	25-30	176	97	79	47	34	13	127	63	64	1	...	...	...	...	...	
	30-35	126	65	61	22	14	8	101	50	51	1	...	...	...	...	...	
	35-40	111	54	57	17	6	11	91	48	43	...	...	...	...	...	...	
	40-45	80	37	43	13	3	10	59	34	25	...	...	...	...	...	...	
	45-50	70	37	33	10	7	3	47	30	17	...	...	...	...	...	...	
	50-55	68	34	34	8	1	7	42	30	12	1	...	...	...	...	...	
	55-60	36	17	19	5	1	4	22	16	6	...	...	...	...	...	...	
	60-65	45	23	22	5	2	3	26	20	6	...	...	...	...	...	...	
	65-70	19	7	12	2	...	2	6	4	2	...	...	...	...	...	...	
70-75	28	12	14	3	...	1	11	9	2	...	...	...	...	...	...		
75 & over	17	6	11	1	...	1	6	5	1	...	...	...	...	10	1	9	
Not recorded	...	...	...	...	...	...	...	...	...	...	...	...	...	...	...	...	
OTHERS	Total	910	463	447	480	269	211	367	183	184	3	...	3	60	11	49	
	0-1	30	17	13	30	17	13	...	...	...	...	...	...	...	...	...	
	1-2	25	19	6	25	19	6	...	...	...	...	...	...	...	...	...	
	2-3	30	13	17	30	13	17	...	...	...	...	...	...	...	...	...	
	3-4	31	15	16	31	15	16	...	...	...	...	...	...	...	...	...	
	4-5	34	15	19	34	15	19	...	...	...	...	...	...	...	...	...	
	0-5	150	79	71	150	79	71	...	...	...	...	...	...	...	...	...	
	5-10	113	60	53	113	60	53	...	...	...	...	...	...	...	...	...	
	10-15	83	48	35	83	48	35	...	...	...	...	...	...	...	...	...	
	15-20	41	24	17	41	24	17	...	...	...	...	...	...	...	...	...	
	20-25	54	24	30	38	21	17	...	...	...	...	...	...	...	...	...	
	25-30	80	39	41	29	22	7	16	3	13	...	...	...	...	...	...	
	30-35	78	43	35	10	10	...	49	16	33	...	...	...	...	...	...	
	35-40	62	29	33	7	5	...	66	31	35	...	...	...	...	...	...	
	40-45	80	20	60	5	...	5	53	24	29	...	...	...	...	...	...	
	45-50	33	28	5	...	...	...	64	19	45	2	...	...	...	...	...	
	50-55	36	20	16	...	3	...	32	28	4	1	...	...	...	...	...	
	55-60	19	12	7	...	...	...	24	18	6	...	...	...	...	...	...	
	60-65	25	11	14	...	...	...	15	10	5	...	...	...	...	...	...	
	65-70	23	10	13	...	...	...	18	11	7	...	...	...	...	...	...	
70-75	14	6	8	...	1	...	13	8	5	...	...	...	...	...	...		
75 & over	19	10	9	...	...	...	6	6	...	...	...	...	...	...	...		
Not recorded	...	...	...	...	...	...	...	11	9	2	...	...	...	8	1	7	

TABLE VIII.

Age, sex and civil condition. Part II.—Details for districts and sub-districts—*continued*.

NORTHERN DISTRICT — HAIFA SUB-DISTRICT.

RELIGION	AGE	POPULATION			UNMARRIED			MARRIED			DIVORCED			WIDOWED		
		Persons	Males	Females	Persons	Males	Females	Persons	Males	Females	Persons	Males	Females	Persons	Males	Females
1	2	3	4	5	6	7	8	9	10	11	12	13	14	15	16	17
ALL RELIGIONS	Total	95,472	50,522	44,950	53,217	30,934	22,283	36,928	18,724	18,204	307	122	185	5,020	742	4,278
	0-1	3,152	1,720	1,472	3,192	1,720	1,472	...	...	...	...	...	...	...	...	...
	1-2	2,723	1,385	1,338	2,723	1,385	1,338	...	...	...	...	...	...	...	...	...
	2-3	3,263	1,678	1,585	3,263	1,678	1,585	...	...	...	...	...	...	...	...	...
	3-4	3,106	1,592	1,514	3,106	1,592	1,514	...	...	...	...	...	...	...	...	...
	4-5	3,011	1,523	1,488	3,011	1,523	1,488	...	...	...	...	...	...	...	...	...
	0-5	15,295	7,898	7,397	15,295	7,898	7,397	...	...	...	...	...	...	...	...	...
	5-10	12,407	6,450	5,957	12,407	6,450	5,957	...	...	...	...	...	...	...	...	...
	10-15	7,379	3,983	3,396	7,365	3,981	3,384	13	1	12	...	...	...	1	1	...
	15-20	6,754	3,651	3,103	5,919	3,555	2,364	809	93	716	9	1	8	17	2	15
	20-25	10,476	5,692	4,784	6,069	4,424	1,645	4,297	1,234	3,063	35	13	22	75	21	54
	25-30	11,342	6,193	5,149	3,570	2,850	720	7,563	3,264	4,299	49	21	28	160	58	102
	30-35	8,232	4,574	3,708	1,179	930	249	6,859	3,573	3,286	51	19	32	193	52	141
	35-40	6,020	3,339	2,681	496	347	149	5,184	2,901	2,283	53	24	29	237	67	220
	40-45	4,562	2,403	2,159	292	182	110	3,772	2,147	1,625	23	8	20	470	66	404
	45-50	3,229	1,683	1,546	188	102	86	2,558	1,527	1,031	22	10	12	461	44	417
	50-55	3,027	1,473	1,554	138	76	62	2,135	1,322	813	22	9	13	732	66	666
	55-60	1,669	851	818	62	28	34	1,178	786	392	11	5	6	418	32	386
	60-65	1,964	901	1,063	82	40	42	1,151	786	365	8	3	5	723	72	651
	65-70	1,017	514	503	49	24	25	559	419	140	6	2	4	403	69	334
70-75	956	428	528	35	12	23	445	346	99	2	...	2	474	70	404	
75 & over	1,051	456	595	50	17	33	390	316	74	5	1	4	606	122	484	
Not recorded		42	33	9	21	18	3	15	9	6	6	6	...	...	...	
MOSLEMS	Total	52,830	28,181	24,649	29,555	17,434	12,121	20,068	10,165	9,903	161	70	91	3,046	512	2,534
	0-1	1,876	994	882	1,876	994	882	...	...	...	...	...	...	...	...	...
	1-2	1,608	810	798	1,608	810	798	...	...	...	...	...	...	...	...	...
	2-3	2,079	1,044	1,035	2,079	1,044	1,035	...	...	...	...	...	...	...	...	...
	3-4	1,967	1,005	962	1,967	1,005	962	...	...	...	...	...	...	...	...	...
	4-5	1,848	902	946	1,848	902	946	...	...	...	...	...	...	...	...	...
	0-5	9,378	4,755	4,623	9,378	4,755	4,623	...	...	...	...	...	...	...	...	...
	5-10	7,568	3,974	3,594	7,568	3,974	3,594	...	...	...	...	...	...	...	...	...
	10-15	4,442	2,492	1,950	4,429	2,490	1,939	12	1	11	...	...	...	1	1	...
	15-20	3,845	2,090	1,555	3,057	2,007	1,050	569	80	489	6	1	5	13	2	11
	20-25	5,210	2,835	2,375	2,585	2,086	499	2,546	725	1,821	18	8	10	61	16	45
	25-30	5,353	2,971	2,382	1,453	1,249	204	3,779	1,671	2,108	18	10	8	103	41	62
	30-35	4,113	2,190	1,923	486	430	56	3,472	1,708	1,764	23	11	12	132	41	91
	35-40	3,354	1,893	1,461	217	181	36	2,918	1,634	1,284	33	18	15	186	60	126
	40-45	2,695	1,443	1,252	137	105	32	2,231	1,280	951	17	5	12	310	53	257
	45-50	1,764	947	817	72	57	15	1,405	852	553	10	5	5	277	33	244
	50-55	1,714	844	870	47	32	15	1,197	755	442	11	5	6	459	52	407
	55-60	768	426	342	27	17	10	534	386	148	9	4	5	198	19	179
	60-65	1,107	507	600	41	22	19	624	441	183	5	1	4	437	43	394
	65-70	496	262	234	15	9	6	276	219	57	4	1	3	201	33	168
70-75	562	245	317	12	6	6	243	198	45	2	...	2	305	41	264	
75 & over		650	299	351	24	9	15	258	212	46	5	1	363	77	286	
Not recorded		11	8	3	7	5	2	4	3	1	...	...	...	...	...	







TABLE VIII.

Age, sex and civil condition. Part II.—Details for districts and sub-districts—continued.

NORTHERN DISTRICT — SAFAD SUB-DISTRICT.

RELIGION	AGE	POPULATION			UNMARRIED			MARRIED			DIVORCED			WIDOWED		
		Persons	Males	Females	Persons	Males	Females	Persons	Males	Females	Persons	Males	Females	Persons	Males	Females
1	2	3	4	5	6	7	8	9	10	11	12	13	14	15	16	17
ALL RELIGIONS	Total	39,713	19,778	19,935	21,759	12,064	9,695	15,818	7,339	7,879	105	51	114	2,571	324	2,247
	0-1	1,659	881	778	1,659	881	778	...	...	...	...	...	...	...	...	...
	1-2	1,150	607	543	1,150	607	543	...	...	...	...	...	...	...	...	...
	2-3	1,615	814	801	1,615	814	801	...	...	...	...	...	...	...	...	...
	3-4	1,493	749	744	1,493	749	744	...	...	...	...	...	...	...	...	...
	4-5	1,331	639	692	1,331	639	692	...	...	...	...	...	...	...	...	...
	0-5	7,243	3,690	3,558	7,243	3,690	3,558	...	...	...	...	...	...	...	...	...
	5-10	5,731	3,021	2,710	5,731	3,021	2,710	...	...	...	...	...	...	...	...	...
	10-15	3,421	1,846	1,575	3,407	1,843	1,564	14	3	11	...	...	...	...	...	...
	15-20	2,507	1,309	1,198	2,133	1,262	921	320	46	274	2	1	1	2	...	2
	20-25	3,143	1,554	1,594	1,592	1,130	462	1,509	412	1,097	12	5	7	35	7	28
	25-30	3,729	1,760	1,969	332	670	212	2,744	1,054	1,690	24	14	20	69	22	47
	30-35	2,752	1,275	1,477	276	196	80	2,376	1,046	1,330	19	8	11	81	25	56
	35-40	2,598	1,347	1,251	170	123	47	2,322	1,189	1,083	20	10	10	126	25	101
	40-45	1,978	888	1,090	64	38	26	1,632	827	655	14	2	12	218	21	197
	45-50	1,533	766	767	51	17	34	1,256	727	529	9	2	7	217	20	197
	50-55	1,275	580	695	24	10	14	920	544	376	17	4	13	314	22	292
	55-60	749	381	368	17	4	13	561	366	195	7	...	7	164	11	153
	60-65	1,081	467	614	27	7	20	684	421	213	18	3	15	402	36	366
	65-70	572	282	290	16	8	8	344	250	94	5	...	5	207	24	183
70-75	578	244	332	32	21	11	262	194	68	2	...	2	280	29	251	
75 & over	778	358	418	85	21	14	281	255	26	6	2	4	454	80	374	
Not recorded	39	10	29	4	3	1	33	5	28	...	...	...	2	2	...	
MOSLEMS	Total	22,975	16,905	17,070	18,724	10,384	8,340	13,017	6,244	6,773	128	39	89	2,106	238	1,868
	0-1	1,470	785	685	1,470	785	685	...	...	...	...	...	...	...	...	...
	1-2	1,022	545	477	1,022	545	477	...	...	...	...	...	...	...	...	...
	2-3	1,419	705	714	1,419	705	714	...	...	...	...	...	...	...	...	...
	3-4	1,327	672	655	1,327	672	655	...	...	...	...	...	...	...	...	...
	4-5	1,167	570	597	1,167	570	597	...	...	...	...	...	...	...	...	...
	0-5	6,405	3,277	3,128	6,405	3,277	3,128	...	...	...	...	...	...	...	...	...
	5-10	5,045	2,657	2,388	5,045	2,657	2,388	...	...	...	...	...	...	...	...	...
	10-15	2,951	1,605	1,346	2,937	1,602	1,335	14	3	11	...	...	...	...	...	...
	15-20	2,089	1,089	1,000	1,788	1,044	744	297	44	253	2	1	1	2	...	2
	20-25	2,586	1,233	1,353	1,251	880	371	1,293	341	952	9	5	4	33	7	26
	25-30	3,218	1,478	1,740	717	543	174	2,411	907	1,504	20	10	16	64	18	46
	30-35	2,375	1,078	1,297	233	168	65	2,052	882	1,170	16	7	9	74	21	53
	35-40	2,264	1,183	1,081	139	104	35	1,995	1,048	947	16	8	8	114	23	91
	40-45	1,724	779	945	43	28	20	1,477	731	746	8	1	7	191	19	172
	45-50	1,302	669	633	43	17	26	1,077	634	443	7	1	6	175	17	158
	50-55	1,039	478	561	19	9	10	743	451	292	11	3	8	266	15	251
	55-60	574	302	272	9	3	6	430	290	140	6	...	6	129	9	120
	60-65	873	380	493	20	6	14	515	347	168	15	2	13	323	25	298
	65-70	421	218	203	9	4	5	260	200	60	5	...	5	147	14	133
70-75	430	179	251	28	20	8	200	149	51	2	...	2	200	10	190	
75 & over	647	294	353	29	19	10	225	214	11	5	1	4	383	60	323	
Not recorded	32	6	26	4	3	1	28	3	25	...	...	...	...	...	...	

TABLE VIII.

Age, sex and civil condition. Part II.—Details for districts and sub-districts—concluded.

NORTHERN DISTRICT — SAFAD SUB-DISTRICT—concluded.

RELIGION	AGE	POPULATION			UNMARRIED			MARRIED			DIVORCED			WIDOWED			
		Persons	Males	Females	Persons	Males	Females	Persons	Males	Females	Persons	Males	Females	Persons	Males	Females	
1	2	3	4	5	6	7	8	9	10	11	12	13	14	15	16	17	
JEWS	Total	3,079	1,836	1,843	1,923	1,075	858	1,390	678	712	31	11	20	324	72	252	
	0-1	108	55	53	108	55	53	...	...	...	...	...	...	...	...	...	...
	1-2	80	39	41	80	39	41	...	...	...	...	...	...	...	...	...	...
	2-3	114	63	51	114	63	51	...	...	...	...	...	...	...	...	...	...
	3-4	105	48	57	105	48	57	...	...	...	...	...	...	...	...	...	...
	4-5	87	36	51	87	36	51	...	...	...	...	...	...	...	...	...	...
	0-5	494	241	253	494	241	253	...	...	...	...	...	...	...	...	...	...
	5-10	462	249	213	462	249	213	...	...	...	...	...	...	...	...	...	...
	10-15	314	159	155	314	159	155	...	...	...	...	...	...	...	...	...	...
	15-20	289	149	140	275	147	128	...	...	...	...	...	...	...	...	...	...
	20-25	393	219	174	237	170	67	151	49	102	3	...	...	3	2	...	2
	25-30	315	171	144	106	78	28	200	89	111	7	3	4	2	1	1	1
	30-35	229	114	115	17	11	6	204	98	106	3	1	2	2	5	4	1
	35-40	177	89	88	10	9	1	156	76	80	4	2	2	2	7	2	5
	40-45	158	71	87	10	7	...	126	62	64	4	1	3	18	1	17	
	45-50	126	56	70	...	...	...	102	52	50	1	1	...	23	3	20	
	50-55	157	67	90	1	...	1	120	60	60	5	1	4	31	6	25	
	55-60	112	50	62	1	...	1	86	48	38	...	...	...	25	2	23	
	60-65	160	69	91	1	1	...	94	56	38	3	1	2	62	11	51	
65-70	97	36	61	2	1	1	52	27	25	...	...	...	43	8	35		
70-75	109	50	59	2	1	1	44	32	12	...	...	...	63	17	46		
75 & over	79	42	37	1	1	...	36	25	11	1	1	...	41	15	26		
Not recorded	7	4	3	...	...	...	5	2	3	...	...	...	2	2	...		
Total	1,575	810	765	855	480	375	610	319	291	2	1	1	108	10	98		
0-1	56	30	26	56	30	26	...	...	...	...	...	...	...	...	...	...	
1-2	41	19	22	41	19	22	...	...	...	...	...	...	...	...	...	...	
2-3	63	35	28	63	35	28	...	...	...	...	...	...	...	...	...	...	
3-4	49	24	25	49	24	25	...	...	...	...	...	...	...	...	...	...	
4-5	63	30	33	63	30	33	...	...	...	...	...	...	...	...	...	...	
0-5	272	138	134	272	138	134	...	...	...	...	...	...	...	...	...	...	
5-10	177	91	86	177	91	86	...	...	...	...	...	...	...	...	...	...	
10-15	112	63	49	112	63	49	...	...	...	...	...	...	...	...	...	...	
15-20	96	54	42	89	54	35	7	...	7	...	...	...	...	...	...	...	
20-25	135	88	49	84	68	16	51	18	33	...	...	...	...	...	...	...	
25-30	166	95	71	46	40	6	116	51	65	1	1	...	3	3	...		
30-35	107	64	43	18	11	7	88	53	35	...	...	...	1	...	1		
35-40	127	61	66	17	8	9	106	53	53	...	...	...	4	...	4		
40-45	56	20	36	4	1	3	44	18	26	1	...	1	7	1	6		
45-50	83	33	50	7	...	7	61	33	28	...	...	...	15	...	15		
50-55	55	24	31	4	1	3	38	22	16	...	...	...	18	1	12		
55-60	48	23	25	7	1	6	32	22	10	...	...	...	9	...	9		
60-65	41	14	27	6	...	6	19	14	5	...	...	...	16	...	16		
65-70	40	19	21	5	3	2	21	14	7	...	...	...	14	2	12		
70-75	24	10	14	2	...	2	11	9	2	...	...	...	11	1	10		
75 & over	26	15	21	5	1	4	16	12	4	...	...	...	15	2	13		
Not recorded	...	...	...	...	...	...	...	...	...	...	...	...	...	...	...	...	
Total	485	227	258	247	125	122	201	98	103	4	...	4	33	4	29		
0-1	25	11	14	25	11	14	...	...	...	...	...	...	...	...	...	...	
1-2	7	4	3	7	4	3	...	...	...	...	...	...	...	...	...	...	
2-3	19	11	8	19	11	8	...	...	...	...	...	...	...	...	...	...	
3-4	12	5	7	12	5	7	...	...	...	...	...	...	...	...	...	...	
4-5	14	3	11	14	3	11	...	...	...	...	...	...	...	...	...	...	
0-5	77	34	43	77	34	43	...	...	...	...	...	...	...	...	...	...	
5-10	47	24	23	47	24	23	...	...	...	...	...	...	...	...	...	...	
10-15	44	19	25	44	19	25	...	...	...	...	...	...	...	...	...	...	
15-20	33	17	16	31	17	14	2	...	2	...	...	...	...	...	...	...	
20-25	34	16	18	29	12	8	14	4	10	...	...	...	...	...	...	...	
25-30	80	16	14	13	9	4	17	7	10	...	...	...	...	...	...	...	
30-35	41	19	22	8	6	2	32	13	19	...	...	...	1	...	1		
35-40	80	14	16	4	2	2	25	12	13	...	...	...	1	...	1		
40-45	40	18	22	2	2	...	35	16	19	1	...	1	2	...	2		
45-50	22	8	14	1	...	1	16	8	8	1	1	1	4	...	4		
50-55	24	11	13	...	...	...	19	11	8	1	...	1	4	...	4		
55-60	15	4	9	...	...	...	13	6	7	1	...	1	1	...	1		
60-65	7	4	3	...	...	...	6	4	2	...	...	...	1	...	1		
65-70	14	9	5	...	...	...	11	9	2	...	...	...	3	...	3		
70-75	13	5	8	...	...	...	7	4	3	...	...	...	6	1	5		
75 & over	14	7	7	...	...	...	4	4	...	...	...	...	10	3	7		
Not recorded	...	...	...	...	...	...	...	...	...	...	...	...	...	...	...	...	

OTHERS

CHRISTIANS

JEWS

TABLE VIII.

Age, sex and civil condition. Part III.—Summary for towns.

RELIGION	AGE	POPULATION			UNMARRIED			MARRIED			DIVORCED			WIDOWED			
		Persons	Males	Females	Persons	Males	Females	Persons	Males	Females	Persons	Males	Females	Persons	Males	Females	
I	2	3	4	5	6	7	8	9	10	11	12	13	14	15	16	17	
ALL RELIGIONS	Total	387,291	197,003	190,288	214,470	120,606	93,864	145,887	72,400	73,487	1,739	642	1,097	25,195	3,355	21,840	
	0-1	13,192	6,896	6,296	13,192	6,896	6,296	...	...	...	...	...	...	...	...	...	...
	1-2	10,865	5,511	5,354	10,864	5,510	5,354	1	1	...	...	...	...	...	...	...	...
	2-3	12,654	6,541	6,113	12,652	6,541	6,111	2	...	2	...	...	...	...	...	...	...
	3-4	12,334	6,345	5,989	12,331	6,344	5,987	3	1	2	...	...	...	...	...	...	...
	4-5	11,750	6,023	5,727	11,747	6,023	5,724	3	...	3	...	...	...	...	...	...	...
	0-5	60,795	31,316	29,479	60,786	31,314	29,472	9	2	7	...	...	...	...	...	...	...
	5-10	52,482	27,422	25,060	52,466	27,415	25,051	13	7	6	1	...	1	2	...	2	
	10-15	31,823	17,090	14,733	31,715	17,074	14,641	105	14	91	2	1	1	1	1	...	...
	15-20	29,969	15,283	14,686	25,450	14,860	10,590	4,418	414	4,004	48	2	46	53	7	46	
	20-25	38,453	19,609	18,844	21,254	14,903	6,351	16,700	4,604	12,096	185	46	139	314	56	258	
	25-30	37,229	18,718	18,511	11,106	8,134	2,972	25,082	10,324	14,758	296	109	187	745	151	594	
	30-35	30,540	15,475	15,065	4,321	3,034	1,287	24,879	12,169	12,710	288	107	181	1,052	165	887	
	35-40	22,638	11,764	10,874	2,126	1,341	785	18,958	10,147	8,811	219	86	133	1,335	190	1,145	
	40-45	19,617	9,566	10,051	1,434	774	660	15,742	8,498	7,244	198	72	126	2,243	222	2,021	
	45-50	13,845	7,089	6,756	932	462	470	10,634	6,352	4,282	138	57	81	2,141	218	1,923	
	50-55	14,433	6,849	7,584	863	418	445	9,981	6,118	3,863	125	43	82	3,464	270	3,194	
	55-60	8,144	4,120	4,024	520	216	304	5,562	3,633	1,929	66	30	36	1,996	241	1,755	
	60-65	10,323	4,740	5,583	513	208	305	6,016	4,097	1,919	77	31	46	3,717	404	3,313	
	65-70	5,284	2,588	2,696	304	129	175	2,943	2,140	808	33	19	14	1,999	300	1,699	
	70-75	5,661	2,569	3,092	282	114	168	2,622	2,031	591	31	19	12	2,726	405	2,321	
75 & over	5,721	2,584	3,137	285	126	159	2,114	1,813	301	25	13	12	3,297	632	2,665		
Not recorded	334	221	113	113	84	29	104	37	67	7	7	...	110	93	17		
MOSLEMS	Total	188,075	98,518	89,557	103,870	61,053	42,817	71,613	35,462	36,151	887	349	538	11,705	1,654	10,051	
	0-1	7,367	3,853	3,514	7,367	3,853	3,514	...	...	...	...	...	...	...	...	...	
	1-2	6,128	3,102	3,026	6,127	3,101	3,026	1	1	...	...	...	...	...	...	...	
	2-3	7,143	3,719	3,424	7,141	3,719	3,422	2	...	2	...	...	...	...	...	...	
	3-4	7,136	3,658	3,478	7,133	3,657	3,476	3	1	2	...	...	...	...	...	...	
	4-5	6,489	3,326	3,163	6,486	3,326	3,160	3	...	3	...	...	...	...	...	...	
	0-5	34,263	17,658	16,605	34,254	17,656	16,598	9	2	7	...	...	...	...	...	...	
	5-10	23,306	15,027	13,279	23,290	15,020	13,270	13	7	6	1	...	1	2	...	2	
	10-15	15,990	9,017	6,973	15,901	9,005	6,896	87	11	76	1	...	1	1	...	...	
	15-20	13,268	7,332	5,936	10,105	7,001	3,104	3,094	323	2,771	34	1	33	35	7	28	
	20-25	16,781	8,688	8,093	7,311	6,078	1,233	9,193	2,532	6,661	96	29	67	181	49	132	
	25-30	16,137	8,331	7,806	3,779	3,245	534	11,922	4,927	6,995	136	66	70	300	93	207	
	30-35	13,923	6,893	7,030	1,637	1,362	275	11,710	5,371	6,339	113	52	61	463	108	355	
	35-40	10,783	5,913	4,870	838	655	183	9,256	5,074	4,182	109	52	57	580	132	448	
	40-45	9,901	4,973	4,928	553	381	172	8,090	4,397	3,693	105	43	62	1,153	152	1,001	
	45-50	6,390	3,599	2,791	316	205	111	4,994	3,224	1,770	80	33	47	1,000	137	863	
	50-55	7,042	3,424	3,618	307	170	137	4,821	3,087	1,734	75	18	57	1,839	149	1,690	
	55-60	2,966	1,678	1,288	132	64	68	2,032	1,503	529	37	14	23	765	97	668	
	60-65	4,758	2,279	2,479	164	69	95	2,806	2,028	778	46	16	30	1,742	166	1,576	
	65-70	1,880	1,056	824	72	38	34	1,129	912	217	14	6	8	665	100	565	
	70-75	2,549	1,191	1,358	84	36	48	1,235	993	242	17	8	9	1,213	154	1,059	
75 & over	3,097	1,431	1,666	93	41	52	1,217	1,071	146	23	11	12	1,764	308	1,456		
Not recorded	41	28	13	34	27	7	5	...	5	...	...	...	2	1	1		







TABLE VIII.

Age, sex and civil condition. Part IV.—Details for towns.—continued.

ALL RELIGIONS—continued.

TOWN	AGE	POPULATION			UNMARRIED			MARRIED			DIVORCED			WIDOWED		
		Persons	Males	Females	Persons	Males	Females	Persons	Males	Females	Persons	Males	Females	Persons	Males	Females
1	2	3	4	5	6	7	8	9	10	11	12	13	14	15	16	17
RAMLE	Total	10,421	5,636	4,785	5,879	3,587	2,292	3,883	1,932	1,951	30	12	18	629	105	524
	0-1	443	225	218	443	225	218	...	...	...	...	...	...	...	...	...
	1-2	366	200	166	366	200	166	...	...	...	...	...	...	...	...	...
	2-3	416	228	188	416	228	188	...	...	...	...	...	...	...	...	...
	3-4	364	187	177	364	187	177	...	...	...	...	...	...	...	...	...
	4-5	358	185	173	358	185	173	...	...	...	...	...	...	...	...	...
	0-5	1,947	1,025	922	1,947	1,025	922	...	...	...	...	...	...	...	...	...
	5-10	1,567	857	710	1,567	857	710	...	...	...	...	...	...	...	...	...
	10-15	801	487	314	798	487	311	...	...	...	...	...	...	...	...	...
	15-20	720	383	337	547	369	178	172	14	158	...	...	...	...	...	...
	20-25	975	520	455	476	398	78	492	120	372	3	...	...	...	...	...
	25-30	934	497	437	257	239	18	684	253	411	4	...	...	...	...	...
	30-35	791	406	385	113	96	17	648	301	347	2	...	...	...	...	...
	35-40	566	332	234	52	42	10	486	280	206	5	...	...	...	...	...
	40-45	559	296	263	31	20	11	454	266	188	3	...	...	...	...	...
	45-50	321	183	138	23	17	6	236	150	86	6	...	...	...	...	...
	50-55	396	191	205	19	11	8	259	166	93	5	...	...	...	...	...
	55-60	148	89	59	13	5	8	98	79	19	...	...	...	...	...	...
	60-65	275	146	129	12	7	5	164	129	35	...	...	...	...	...	...
	65-70	102	60	42	7	5	2	62	47	15	...	...	...	...	...	...
	70-75	148	77	71	6	3	3	78	66	10	...	...	...	...	...	...
	75 & over	170	87	83	10	6	4	69	61	8	...	...	...	...	...	...
	Not recorded	1	...	1	1	...	1	...	...	...	...	...	...	...	...	...
	Total	11,250	5,776	5,474	6,214	3,552	2,662	4,425	2,150	2,275	28	12	16	533	62	521
0-1	579	324	255	579	324	255	...	...	...	...	...	...	...	...	...	
1-2	376	191	185	376	191	185	...	...	...	...	...	...	...	...	...	
2-3	517	249	268	517	249	268	...	...	...	...	...	...	...	...	...	
3-4	478	253	225	478	253	225	...	...	...	...	...	...	...	...	...	
4-5	441	227	214	441	227	214	...	...	...	...	...	...	...	...	...	
0-5	2,391	1,244	1,147	2,391	1,244	1,147	...	...	...	...	...	...	...	...	...	
5-10	1,732	900	832	1,732	900	832	...	...	...	...	...	...	...	...	...	
10-15	943	557	386	940	557	383	3	...	...	...	...	...	...	...	...	
15-20	728	361	367	513	342	171	212	19	193	...	...	...	...	...	...	
20-25	954	466	488	358	305	53	590	160	430	2	...	...	...	...	...	
25-30	850	411	439	147	126	21	690	284	406	3	...	...	...	...	...	
30-35	830	400	430	59	44	15	749	351	398	4	...	...	...	...	...	
35-40	581	311	270	21	14	7	531	286	245	4	...	...	...	...	...	
40-45	552	273	279	12	5	7	481	262	219	3	...	...	...	...	...	
45-50	332	175	157	11	3	8	284	169	115	...	...	...	...	...	...	
50-55	449	219	230	14	5	9	337	208	129	4	...	...	...	...	...	
55-60	184	108	76	4	3	1	143	104	39	...	...	...	...	...	...	
60-65	265	120	145	6	2	4	162	111	51	2	...	...	...	...	...	
65-70	108	56	52	1	...	1	67	52	15	2	...	...	...	...	...	
70-75	181	95	86	3	1	2	106	85	21	1	...	...	...	...	...	
75 & over	168	80	88	2	1	1	69	59	10	3	...	...	...	...	...	
Not recorded	2	...	2	...	...	...	...	...	...	...	...	...	...	...	...	
Total	17,531	8,561	8,970	9,231	5,125	4,106	7,239	3,380	3,859	57	8	49	1,004	48	956	
0-1	663	325	338	663	325	338	...	...	...	...	...	...	...	...	...	
1-2	852	440	412	852	440	412	...	...	...	...	...	...	...	...	...	
2-3	821	452	369	821	452	369	...	...	...	...	...	...	...	...	...	
3-4	807	411	396	807	411	396	...	...	...	...	...	...	...	...	...	
4-5	696	349	347	696	349	347	...	...	...	...	...	...	...	...	...	
0-5	3,839	1,977	1,862	3,839	1,977	1,862	...	...	...	...	...	...	...	...	...	
5-10	2,831	1,514	1,317	2,830	1,514	1,316	1	...	1	...	...	...	...	...	...	
10-15	1,524	841	683	1,507	839	668	17	2	15	...	...	...	...	...	...	
15-20	933	411	522	541	374	167	390	37	353	1	...	...	...	...	...	
20-25	1,142	475	667	275	241	34	861	232	629	1	...	...	...	...	...	
25-30	1,359	587	772	140	122	18	1,198	461	737	6	...	...	...	...	...	
30-35	1,157	481	676	43	35	8	1,086	442	644	6	...	...	...	...	...	
35-40	930	443	487	18	15	3	874	424	450	7	...	...	...	...	...	
40-45	862	386	476	9	1	8	763	383	380	9	...	...	...	...	...	
45-50	550	303	247	2	2	...	463	294	169	5	...	...	...	...	...	
50-55	670	288	382	10	1	9	493	282	211	9	...	...	...	...	...	
55-60	246	127	119	2	1	1	188	123	65	3	...	...	...	...	...	
60-65	501	229	272	8	...	8	335	226	109	6	...	...	...	...	...	
65-70	201	110	91	...	...	...	149	108	41	...	...	...	...	...	...	
70-75	316	151	165	3	1	2	177	146	31	2	...	...	...	...	...	
75 & over	470	238	232	4	2	2	244	220	24	2	...	...	...	...	...	
Not recorded	...	...	...	...	...	...	...	...	...	...	...	...	...	...	...	

HEBRON

LYDDA

RAMLE









TABLE VIII.

Age, sex and civil condition. Part IV.—Details for towns.—concluded.

ALL RELIGIONS.—concluded.

TOWN	AGE	POPULATION			UNMARRIED			MARRIED			DIVORCED			WIDOWED		
		Persons	Males	Females	Persons	Males	Females	Persons	Males	Females	Persons	Males	Females	Persons	Males	Females
1	2	3	4	5	6	7	8	9	10	11	12	13	14	15	16	17
SHAFA 'AMR	Total	2,824	1,416	1,408	1,580	901	679	1,025	498	527	3	...	3	216	17	199
	0-1	180	77	53	180	77	53	...	...	...	...	...	...	...	...	...
	1-2	75	40	35	75	40	35	...	...	...	...	...	...	...	...	...
	2-3	116	53	63	116	53	63	...	...	...	...	...	...	...	...	...
	3-4	93	50	43	93	50	43	...	...	...	...	...	...	...	...	...
	4-5	95	57	38	95	57	38	...	...	...	...	...	...	...	...	...
	0-5	509	277	232	509	277	232	...	...	...	...	...	...	...	...	...
	5-10	419	241	178	419	241	178	...	...	...	...	...	...	...	...	...
	10-15	244	137	107	244	137	107	...	...	...	...	...	...	...	...	...
	15-20	181	86	95	158	86	72	23	...	23	...	...	...	...	...	...
	20-25	211	105	106	112	78	34	97	27	70	...	...	...	2	...	2
	25-30	221	103	118	57	42	15	161	61	100	...	...	...	3	...	3
	30-35	181	91	90	29	20	9	145	71	74	...	...	...	7	...	7
	35-40	169	73	96	14	8	6	146	64	82	...	...	...	9	1	8
	40-45	143	60	83	5	2	3	118	58	60	1	...	1	19	...	19
	45-50	135	65	70	8	2	6	108	62	46	...	...	...	19	1	18
	50-55	95	41	54	6	5	1	69	36	33	1	...	1	19	...	19
	55-60	57	28	29	3	1	2	36	26	10	...	...	...	18	1	17
	60-65	85	37	48	3	1	2	54	35	19	...	...	...	23	1	27
	65-70	59	26	33	4	...	4	25	22	3	1	...	1	29	4	25
70-75	55	22	33	7	1	6	23	18	5	...	...	...	25	3	22	
75 & over	60	24	36	2	...	2	20	18	2	...	...	...	38	6	32	
Not recorded	...	...	...	...	...	...	...	...	...	...	...	...	...	...	...	...
Total	9,441	4,587	4,854	5,398	2,970	2,428	3,272	1,517	1,755	49	10	39	722	90	632	
SAFAD	0-1	322	183	139	322	183	139	...	...	...	...	...	...	...	...	...
	1-2	266	142	124	266	142	124	...	...	...	...	...	...	...	...	...
	2-3	350	177	173	350	177	173	...	...	...	...	...	...	...	...	...
	3-4	345	182	163	345	182	163	...	...	...	...	...	...	...	...	...
	4-5	303	145	158	303	145	158	...	...	...	...	...	...	...	...	...
	0-5	1,586	829	757	1,586	829	757	...	...	...	...	...	...	...	...	...
	5-10	1,438	782	656	1,438	782	656	...	...	...	...	...	...	...	...	...
	10-15	879	478	401	878	478	400	1	...	1	...	...	...	...	...	...
	15-20	724	366	358	651	364	287	73	...	2	71	...	...	...	...	...
	20-25	734	388	396	441	291	150	336	96	240	2	...	2	5	1	4
	25-30	729	328	401	212	149	63	494	171	323	10	4	6	13	4	9
	30-35	603	245	358	62	36	26	519	204	315	7	1	6	15	4	11
	35-40	500	234	266	35	18	17	428	211	217	7	2	5	30	3	27
	40-45	464	181	283	21	10	11	377	166	211	8	1	7	58	4	54
	45-50	367	179	188	19	2	17	282	173	109	2	...	2	64	4	60
	50-55	347	158	189	11	2	9	231	150	81	6	1	5	99	5	94
	55-60	211	86	125	8	...	8	147	83	64	2	...	2	54	3	51
60-65	238	119	169	12	2	10	153	103	55	2	1	1	116	13	103	
65-70	143	58	85	9	3	6	75	46	29	1	...	1	58	9	49	
70-75	173	74	99	6	2	4	76	56	20	...	...	...	91	16	75	
75 & over	195	77	118	7	1	6	69	54	15	2	...	2	117	22	95	
Not recorded	10	5	5	2	1	1	6	2	4	...	...	...	2	2	...	



TABLE VIII.

Age, sex and civil condition. Part IV.—Details for principal towns by religion.—continued.

JAFFA.—concluded.

RELIGION	AGE	POPULATION			UNMARRIED			MARRIED			DIVORCED			WIDOWED		
		Persons	Males	Females	Persons	Males	Females	Persons	Males	Females	Persons	Males	Females	Persons	Males	Females
1	2	3	4	5	6	7	8	9	10	11	12	13	14	15	16	17
CHRISTIANS	Total	9,132	4,643	7,489	5,468	3,075	2,393	3,020	1,512	1,508	4	2	2	640	54	586
	0-1	263	152	111	263	152	111	...	...	...	...	...	...	...	...	...
	1-2	201	100	101	201	100	101	...	...	...	...	...	...	...	...	...
	2-3	258	126	132	258	126	132	...	...	...	...	...	...	...	...	...
	3-4	264	131	133	264	131	133	...	...	...	...	...	...	...	...	...
	4-5	262	127	135	262	127	135	...	...	...	...	...	...	...	...	...
	0-5	1,248	636	612	1,248	636	612	...	...	...	...	...	...	...	...	...
	5-10	1,238	672	566	1,238	672	566	...	...	...	...	...	...	...	...	...
	10-15	564	288	276	564	288	276	...	...	...	...	...	...	...	...	...
	15-20	769	365	404	695	359	336	73	6	67	...	...	...	1	...	1
	20-25	1,001	568	533	744	505	239	354	63	291	1	...	1	2	...	2
	25-30	898	458	440	891	283	108	494	173	321	2	2	...	11	...	11
	30-35	713	357	356	185	119	66	504	235	269	1	...	1	23	3	20
	35-40	626	333	293	138	84	54	443	245	198	...	...	...	45	4	41
	40-45	495	257	238	82	33	49	352	222	110	...	...	...	61	2	59
	45-50	387	197	190	51	27	24	264	164	100	...	...	...	72	6	66
	50-55	346	175	171	50	25	25	211	146	65	...	...	...	95	4	91
	55-60	194	109	85	29	19	10	109	83	26	...	...	...	56	7	49
	60-65	234	105	129	21	9	12	114	85	49	...	...	...	99	11	88
	65-70	94	40	54	11	4	7	38	33	5	...	...	...	45	3	42
	70-75	137	63	74	10	8	9	48	44	4	...	...	...	72	11	61
	75 & over	77	20	57	4	4	...	16	13	3	...	...	...	57	3	54
Not recorded	1	...	1	...	...	...	...	...	...	...	...	...	...	1	...	1
Total	19	12	7	10	7	3	8	5	3	...	...	...	1	...	1	
0-1	1	...	1	1	...	1	...	...	...	...	...	...	...	...	...	
1-2	...	...	...	...	...	...	...	...	...	...	...	...	...	...	...	
2-3	...	...	...	...	...	...	...	...	...	...	...	...	...	...	...	
3-4	1	...	1	1	...	1	...	...	...	...	...	...	...	...	...	
4-5	...	...	...	...	...	...	...	...	...	...	...	...	...	...	...	
0-5	2	...	2	2	...	2	...	...	...	...	...	...	...	...	...	
5-10	1	1	...	1	1	...	...	...	...	...	...	...	...	...	...	
10-15	3	2	1	3	2	1	...	...	...	...	...	...	...	...	...	
15-20	...	...	...	...	...	...	...	...	...	...	...	...	...	...	...	
20-25	4	3	1	3	3	...	1	...	1	...	...	...	...	...	...	
25-30	1	1	...	...	...	...	1	...	...	...	...	...	...	...	...	
30-35	1	1	...	...	...	...	1	1	...	...	...	...	...	...	...	
35-40	1	1	...	...	...	...	1	1	...	...	...	...	...	...	...	
40-45	2	...	2	...	...	...	2	...	2	...	...	...	...	...	...	
45-50	...	...	...	...	...	...	...	...	...	...	...	...	...	...	...	
50-55	3	2	1	1	1	1	...	1	1	...	...	...	1	...	1	
55-60	...	...	...	...	...	...	...	...	...	...	...	...	...	...	...	
60-65	...	...	...	...	...	...	...	...	...	...	...	...	...	...	...	
65-70	...	...	...	...	...	...	...	...	...	...	...	...	...	...	...	
70-75	1	1	...	...	...	...	1	1	...	...	...	...	...	...	...	
75 & over	...	...	...	...	...	...	...	...	...	...	...	...	...	...	...	
Not recorded	...	...	...	...	...	...	...	...	...	...	...	...	...	...	...	

CHRISTIANS

OTHERS

TABLE VIII.

Age, sex and civil condition. Part IV.—Details for principal towns by religion.—continued.

TEL AVIV.

RELIGION	AGE	POPULATION			UNMARRIED			MARRIED			DIVORCED			WIDOWED			
		Persons	Males	Females	Persons	Males	Females	Persons	Males	Females	Persons	Males	Females	Persons	Males	Females	
1	2	3	4	5	6	7	8	9	10	11	12	13	14	15	16	17	
MOSLEMS	Total	106	63	43	67	44	23	34	19	15	1	...	1	4	...	4	
	0-1	3	2	1	3	2	1	...	...	...	...	...	...	...	...	...	...
	1-2	5	4	1	5	4	1	...	...	...	...	...	...	...	...	...	...
	2-3	2	1	1	2	1	1	...	...	...	...	...	...	...	...	...	...
	3-4	4	...	4	4	...	4	...	...	...	...	...	...	...	...	...	...
	4-5	5	2	3	5	2	3	...	...	...	...	...	...	...	...	...	...
	0-5	19	9	10	19	9	10	...	...	...	...	...	...	...	...	...	...
	5-10	12	7	5	12	7	5	...	...	...	...	...	...	...	...	...	...
	10-15	5	2	3	5	2	3	...	...	...	...	...	...	...	...	...	...
	15-20	13	9	4	12	9	3	1	...	1	...	...	...	...	...	...	...
	20-25	15	8	7	7	6	1	8	2	6	...	...	...	...	...	...	...
	25-30	14	10	4	5	5	...	9	5	4	...	...	...	...	...	...	...
	30-35	8	7	1	2	2	...	6	5	1	...	...	...	...	...	...	...
	35-40	6	3	...	2	2	...	1	1	...	...	...	...	...	...	...	...
	40-45	5	2	3	1	1	...	4	1	3	...	...	...	...	...	...	...
	45-50	4	3	1	1	1	...	2	2	...	1	...	1	...	...	...	...
	50-55	...	...	...	...	...	...	...	...	...	...	...	...	...	...	...	...
	55-60	4	2	2	...	...	...	2	2	...	...	...	...	...	2	...	2
	60-65	1	...	1	...	...	...	...	...	...	...	...	...	...	1	...	1
	65-70	2	1	1	...	...	...	1	1	...	...	...	...	...	1	...	1
70-75	...	...	...	...	...	...	...	...	...	...	...	...	...	...	...	...	
75 & over	1	...	1	1	...	1	...	...	...	...	...	...	...	...	...	...	
Not recorded	...	...	...	...	...	...	...	...	...	...	...	...	...	...	...	...	
JEWS	Total	45,564	22,147	23,417	22,760	11,696	11,064	19,379	9,879	9,500	265	72	193	3,160	500	2,660	
	0-1	974	499	475	974	499	475	...	...	...	...	...	...	...	...	...	...
	1-2	890	425	465	890	425	465	...	...	...	...	...	...	...	...	...	...
	2-3	1,095	546	549	1,095	546	549	...	...	...	...	...	...	...	...	...	...
	3-4	964	498	466	964	498	466	...	...	...	...	...	...	...	...	...	...
	4-5	1,143	578	565	1,143	578	565	...	...	...	...	...	...	...	...	...	...
	0-5	5,068	2,546	2,520	5,068	2,546	2,520	...	...	...	...	...	...	...	...	...	...
	5-10	4,584	2,278	2,306	4,584	2,278	2,306	...	...	...	...	...	...	...	...	...	...
	10-15	3,242	1,652	1,590	3,240	1,650	1,590	...	...	...	...	...	...	...	...	...	...
	15-20	3,605	1,636	1,969	3,491	1,633	1,858	108	3	105	3	...	1	...	...	...	...
	20-25	4,839	2,111	2,728	3,378	1,767	1,611	1,379	340	1,039	24	4	20	58	...	...	58
	25-30	5,724	2,619	3,105	1,961	1,167	794	3,477	1,435	2,042	56	11	45	230	...	...	224
	30-35	4,671	2,443	2,228	574	371	203	3,775	2,047	1,728	58	14	44	264	11	...	253
	35-40	3,026	1,543	1,483	203	124	79	2,567	1,397	1,170	39	8	31	217	14	...	203
	40-45	2,416	1,215	1,201	94	55	39	2,071	1,141	930	31	6	25	220	13	...	207
	45-50	1,809	884	925	46	29	17	1,513	827	686	18	7	11	232	21	...	211
	50-55	1,760	871	889	23	16	12	1,443	824	619	12	7	5	277	24	...	253
	55-60	1,414	669	745	18	7	11	1,066	608	458	10	4	6	320	50	...	270
	60-65	1,263	600	663	16	7	9	865	523	342	6	3	3	376	67	...	309
	65-70	854	401	453	5	4	1	530	334	196	4	4	...	315	59	...	256
70-75	661	339	322	4	3	1	354	258	96	2	2	...	301	76	...	225	
75 & over	402	190	212	5	3	2	153	118	35	...	...	...	244	69	...	175	
Not recorded	228	150	78	47	36	11	77	23	54	1	1	...	103	90	...	13	



TABLE VIII.

Age, sex and civil condition. Part IV.—Details for principal towns by religion.—*continued.*

JERUSALEM.

RELIGION	AGE	POPULATION			UNMARRIED			MARRIED			DIVORCED			WIDOWED		
		Persons	Males	Females	Persons	Males	Females	Persons	Males	Females	Persons	Males	Females	Persons	Males	Females
1	2	3	4	5	6	7	8	9	10	11	12	13	14	15	16	17
MOSLEMS	Total	19,894	11,111	8,783	11,506	7,142	4,364	7,068	3,744	3,324	80	33	47	1,240	192	1,048
	0-1	672	371	301	672	371	301	...	...	...	...	...	...	...	...	...
	1-2	577	296	281	577	296	281	...	...	...	...	...	...	...	...	...
	2-3	622	333	289	622	333	289	...	...	...	...	...	...	...	...	...
	3-4	645	337	308	645	337	308	...	...	...	...	...	...	...	...	...
	4-5	554	277	277	554	277	277	...	...	...	...	...	...	...	...	...
	0-5	3,070	1,614	1,456	3,070	1,614	1,456	...	...	...	...	...	...	...	...	...
	5-10	2,933	1,620	1,313	2,933	1,620	1,313	...	...	...	...	...	...	...	...	...
	10-15	1,821	1,084	737	1,808	1,083	725	12	1	11	1	...	1	...	...	...
	15-20	1,780	1,044	736	1,430	1,008	422	338	34	304	6	...	6	6	2	4
	20-25	2,034	1,200	834	1,023	865	158	980	325	655	10	4	6	21	6	15
	25-30	1,801	1,030	771	534	440	94	1,215	571	644	9	3	6	43	16	27
	30-35	1,456	808	648	269	222	47	1,132	561	571	12	10	2	43	15	28
	35-40	1,158	680	478	138	112	26	925	553	372	8	1	7	87	14	73
	40-45	1,119	586	533	104	71	33	838	492	346	13	5	8	164	18	146
	45-50	678	390	288	48	27	21	508	341	167	4	3	1	118	19	99
	50-55	658	331	327	50	29	21	403	281	122	5	2	3	200	19	181
	55-60	294	171	123	23	10	13	186	151	35	3	1	2	82	9	73
	60-65	455	211	244	22	11	11	249	184	65	1	...	1	183	16	167
	65-70	190	114	76	17	13	4	100	85	15	2	1	1	71	15	56
70-75	220	113	107	13	5	8	101	91	10	1	1	...	105	16	89	
75 & over	222	111	111	19	8	11	81	74	7	5	2	3	117	27	90	
Not recorded		5	4	1	5	4	1	...	...	...	...	...	...	...	...	
JEWS	Total	51,222	24,795	26,427	27,670	14,582	13,088	19,678	9,593	10,085	293	119	174	3,581	501	3,080
	0-1	1,770	915	855	1,770	915	855	...	...	...	...	...	...	...	...	...
	1-2	1,372	713	659	1,372	713	659	...	...	...	...	...	...	...	...	...
	2-3	1,542	778	764	1,542	778	764	...	...	...	...	...	...	...	...	...
	3-4	1,500	783	717	1,500	783	717	...	...	...	...	...	...	...	...	...
	4-5	1,425	715	710	1,425	715	710	...	...	...	...	...	...	...	...	...
	0-5	7,609	3,904	3,705	7,609	3,904	3,705	...	...	...	...	...	...	...	...	...
	5-10	6,836	3,497	3,339	6,836	3,497	3,339	...	...	...	...	...	...	...	...	...
	10-15	4,514	2,221	2,293	4,510	2,220	2,290	...	...	...	...	...	...	...	...	...
	15-20	4,275	1,964	2,311	3,872	1,925	1,947	394	39	355	4	...	4	...	...	5
	20-25	5,063	2,367	2,696	2,713	1,615	1,098	2,301	744	1,557	29	6	23	20	2	18
	25-30	4,973	2,449	2,524	1,363	928	435	3,497	1,489	2,008	43	12	31	70	20	50
	30-35	3,891	1,967	1,924	403	263	140	3,329	1,669	1,660	63	22	41	96	13	83
	35-40	2,703	1,283	1,420	144	95	49	2,363	1,158	1,205	35	11	24	161	19	142
	40-45	2,331	1,079	1,252	64	44	20	1,951	996	955	30	17	13	236	22	264
	45-50	1,708	769	939	46	25	21	1,392	719	673	21	9	12	249	16	233
	50-55	1,808	803	1,005	30	19	11	1,298	736	562	20	11	9	460	37	423
	55-60	1,277	598	679	21	10	11	936	534	402	13	9	4	307	45	262
	60-65	1,537	674	863	14	12	2	924	588	336	16	9	7	533	65	518
	65-70	911	389	522	12	7	5	509	321	188	9	5	4	331	56	325
70-75	974	429	545	12	7	5	461	333	128	9	7	2	492	82	410	
75 & over	793	391	402	9	5	4	312	261	51	1	1	...	471	124	347	
Not recorded		19	11	8	12	6	6	7	5	2	...	...	...	...	...	



TABLE VIII.

Age, sex and civil condition. Part IV.—Details for principal towns by religion.—*continued.*

HAIFA.

RELIGION	AGE	POPULATION			UNMARRIED			MARRIED			DIVORCED			WIDOWED		
		Persons	Males	Females	Persons	Males	Females	Persons	Males	Females	Persons	Males	Females	Persons	Males	Females
I	2	3	4	5	6	7	8	9	10	11	12	13	14	15	16	17
MOSLEMS	Total	20,324	11,324	9,000	11,181	6,927	4,254	7,939	4,140	3,799	88	42	46	1,116	215	901
	0-1	697	376	321	697	376	321	...	...	...	...	...	...	...	...	...
	1-2	613	310	303	613	310	303	...	...	...	...	...	...	...	...	...
	2-3	673	349	324	673	349	324	...	...	...	...	...	...	...	...	...
	3-4	681	353	328	681	353	328	...	...	...	...	...	...	...	...	...
	4-5	612	318	294	612	318	294	...	...	...	...	...	...	...	...	...
	0-5	3,276	1,706	1,570	3,276	1,706	1,570	...	...	...	...	...	...	...	...	...
	5-10	2,778	1,425	1,353	2,778	1,425	1,353	...	...	...	...	...	...	...	...	...
	10-15	1,666	903	763	1,653	901	752	12	1	11	...	...	...	1	1	...
	15-20	1,628	970	658	1,268	934	334	346	35	311	5	...	5	9	1	8
	20-25	2,281	1,297	984	1,103	974	129	1,138	311	827	10	4	6	30	8	22
	25-30	2,078	1,247	831	582	537	45	1,441	686	755	11	5	6	44	19	25
	30-35	1,681	958	723	224	205	19	1,391	734	657	15	8	7	51	11	40
	35-40	1,344	803	541	100	86	14	1,145	682	463	17	8	9	82	27	55
	40-45	1,099	633	466	82	72	10	879	537	342	9	4	5	129	20	109
	45-50	655	394	261	38	33	5	502	341	161	8	5	3	107	15	92
	50-55	652	353	299	24	19	5	450	311	139	4	2	2	174	21	153
	55-60	242	149	93	11	8	3	169	128	41	4	3	1	58	10	48
	60-65	360	191	169	13	10	3	221	167	54	2	1	1	124	13	111
	65-70	154	94	60	6	3	3	86	75	11	1	1	...	61	15	46
70-75	187	85	102	6	4	2	78	67	11	...	...	...	103	14	89	
75 & over	237	112	125	12	6	6	80	65	15	2	1	1	143	40	103	
Not recorded		6	4	2	5	4	1	1	...	1	...	...	...	...	...	
JEWS	Total	15,923	8,232	7,691	8,223	4,634	3,589	7,041	3,501	3,540	76	29	47	583	68	515
	0-1	467	260	207	467	260	207	...	...	...	...	...	...	...	...	...
	1-2	400	202	198	400	202	198	...	...	...	...	...	...	...	...	...
	2-3	425	227	198	425	227	198	...	...	...	...	...	...	...	...	...
	3-4	376	195	181	376	195	181	...	...	...	...	...	...	...	...	...
	4-5	413	224	189	413	224	189	...	...	...	...	...	...	...	...	...
	0-5	2,081	1,108	973	2,081	1,108	973	...	...	...	...	...	...	...	...	...
	5-10	1,735	898	837	1,735	898	837	...	...	...	...	...	...	...	...	...
	10-15	1,021	524	497	1,021	524	497	...	...	...	...	...	...	...	...	...
	15-20	1,096	566	530	1,055	565	490	39	1	38	1	...	1	1	...	1
	20-25	1,795	828	967	1,196	698	498	585	129	456	10	1	9	4	...	4
	25-30	2,527	1,278	1,249	758	558	200	1,730	711	1,019	17	6	11	22	3	19
	30-35	1,864	1,082	782	240	191	49	1,589	881	708	14	3	11	21	7	14
	35-40	1,038	580	458	63	46	17	938	529	409	13	5	8	24	...	24
	40-45	721	371	350	31	15	16	633	349	284	6	2	4	51	5	46
	45-50	510	259	251	15	7	8	442	246	196	4	2	2	49	4	45
	50-55	481	244	237	7	6	1	403	231	172	4	3	1	67	4	63
	55-60	345	159	186	1	...	1	271	154	117	...	...	...	73	5	68
	60-65	327	149	178	3	3	...	211	135	76	...	...	...	113	11	102
	65-70	183	91	92	5	4	1	115	75	40	1	1	...	62	11	51
70-75	104	47	57	...	...	...	55	37	18	...	...	...	49	10	39	
75 & over	72	28	44	1	1	...	24	19	5	...	...	...	47	8	39	
Not recorded		23	20	3	11	10	1	6	4	2	6	6	...	...	...	

TABLE VIII.

Age, sex and civil condition. Part IV.—Details for principal towns by religion.—concluded.

HAIFA.—concluded.

RELIGION	AGE	POPULATION			UNMARRIED			MARRIED			DIVORCED			WIDOWED		
		Persons	Males	Females	Persons	Males	Females	Persons	Males	Females	Persons	Males	Females	Persons	Males	Females
1	2	3	4	5	6	7	8	9	10	11	12	13	14	15	16	17
CHRISTIANS	Total	13,824	7,297	6,527	8,476	4,899	3,577	4,463	2,311	2,152	32	9	23	853	78	775
	0-1	378	209	169	378	209	169	...	...	...	...	...	...	...	...	...
	1-2	348	181	167	348	181	167	...	...	...	...	...	...	...	...	...
	2-3	345	194	151	345	194	151	...	...	...	...	...	...	...	...	...
	3-4	373	192	181	373	192	181	...	...	...	...	...	...	...	...	...
	4-5	344	179	165	344	179	165	...	...	...	...	...	...	...	...	...
	0-5	1,788	955	833	1,788	955	833	...	...	...	...	...	...	...	...	...
	5-10	1,583	796	787	1,583	796	787	...	...	...	...	...	...	...	...	...
	10-15	955	461	494	954	461	493	1	...	1	...	...	...	...	...	...
	15-20	1,301	643	658	1,172	639	533	126	4	122	1	...	1	2	...	2
	20-25	2,002	1,246	756	1,452	1,086	366	543	157	386	3	2	1	4	1	3
	25-30	1,498	872	626	704	535	169	763	324	439	5	...	5	26	13	13
	30-35	1,078	598	480	290	184	106	752	408	344	7	3	4	29	3	26
	35-40	838	444	394	165	89	76	622	350	272	4	1	3	47	4	43
	40-45	662	324	338	107	53	54	479	266	213	4	1	3	72	4	68
	45-50	561	276	285	79	29	50	386	240	146	5	2	3	91	5	86
	50-55	507	231	276	70	31	39	295	193	102	1	...	1	141	7	134
	55-60	297	140	157	28	10	18	174	127	47	1	...	1	94	3	91
	60-65	266	117	149	30	10	20	138	100	38	1	...	1	97	7	90
	65-70	169	78	91	21	10	11	77	61	16	...	...	...	71	7	64
	70-75	141	61	80	16	5	11	62	49	13	...	...	...	63	7	56
75 & over	177	54	123	16	5	11	45	32	13	...	...	...	116	17	99	
Not recorded	1	1	...	1	1	...	...	...	...	...	...	...	...	...	...	
Total	332	190	142	172	108	64	144	77	67	...	...	...	16	5	11	
0-1	15	6	9	15	6	9	...	...	...	...	...	...	...	...	...	
1-2	10	5	5	10	5	5	...	...	...	...	...	...	...	...	...	
2-3	11	5	6	11	5	6	...	...	...	...	...	...	...	...	...	
3-4	7	5	2	7	5	2	...	...	...	...	...	...	...	...	...	
4-5	13	7	6	13	7	6	...	...	...	...	...	...	...	...	...	
0-5	56	28	28	56	28	28	...	...	...	...	...	...	...	...	...	
5-10	26	12	14	26	12	14	...	...	...	...	...	...	...	...	...	
10-15	20	11	9	20	11	9	...	...	...	...	...	...	...	...	...	
15-20	19	12	7	15	12	3	4	...	...	...	...	...	...	...	...	
20-25	49	24	25	17	12	5	31	12	19	...	...	...	1	...	1	
25-30	40	24	16	14	13	1	26	11	15	...	...	...	...	...	...	
30-35	30	23	7	5	5	...	25	18	7	...	...	...	...	...	...	
35-40	20	13	7	7	6	1	13	7	6	...	...	...	...	...	...	
40-45	13	7	6	1	1	...	9	4	5	...	...	...	3	2	1	
45-50	14	8	6	4	3	...	10	5	5	...	...	...	...	...	...	
50-55	10	4	6	1	1	...	7	4	3	...	...	...	2	...	2	
55-60	8	5	3	1	...	1	7	5	2	...	...	...	...	...	...	
60-65	8	5	3	2	2	...	4	3	1	...	...	...	2	...	2	
65-70	6	4	2	1	1	...	2	2	...	...	...	...	3	1	2	
70-75	4	4	...	1	1	...	3	3	...	...	...	...	...	...	...	
75 & over	9	6	3	1	1	...	3	3	...	...	...	...	5	2	3	
Not recorded	...	...	...	...	...	...	...	...	...	...	...	...	...	...	...	

CHRISTIANS

OTHERS

TABLE VIII.

Age, sex and civil condition. Part V.—Details for districts and sub-districts.  
Non-synchronous tracts—Nomadic.

DISTRICT AND SUB-DISTRICT	AGE	POPULATION						UNMARRIED			MARRIED			DIVORCED & WIDOWED		
		Persons		Males		Females		Persons	Males	Females	Persons	Males	Females	Persons	Males	Females
		3	4	5	6	7	8	9	10	11	12	13	14			
PALESTINE. NON-SYNCHRONOUS TRACTS	TOTAL	66,553	35,422	31,131	36,318	21,949	14,369	29,588	12,968	16,620	647	505	142			
	0-13	29,558	16,625	12,933	29,558	16,625	12,933	29,558	12,968	16,620	647	505	142			
	13 and over	36,995	18,797	18,198	6,760	5,324	1,436	29,588	12,968	16,620	647	505	142			
SOUTHERN DISTRICT	0-13	25,793	14,519	11,274	25,793	14,519	11,274	25,105	11,143	13,962	606	483	123			
	13 and over	31,472	16,136	15,336	5,761	4,510	1,251	25,105	11,143	13,962	606	483	123			
	0-13	253	130	123	253	130	123	221	96	125	6	4	2			
GAZA	Sub-district	277	137	140	50	37	13	221	96	125	6	4	2			
BEERSHEBA	0-13	21,337	12,300	9,037	21,337	12,300	9,037	21,337	9,454	11,810	545	437	108			
	13 and over	26,644	13,722	12,922	4,835	3,831	1,004	21,337	9,454	11,810	545	437	108			
	0-13	2,301	1,180	1,121	2,301	1,180	1,121	2,105	919	1,186	48	35	13			
JAFFA	Sub-district	2,667	1,344	1,323	514	390	124	2,105	919	1,186	48	35	13			
RAMLE	0-13	1,902	909	993	1,902	909	993	1,515	674	841	7	7	...			
	13 and over	1,884	933	951	362	252	110	1,515	674	841	7	7	...			
	0-13	3,686	2,068	1,618	3,686	2,068	1,618	4,365	1,776	2,589	39	20	19			
JERUSALEM DISTRICT	13 and over	5,386	2,597	2,789	982	801	181	4,365	1,776	2,589	39	20	19			
HEBRON	0-13	845	470	375	845	470	375	909	393	516	13	13	...			
	13 and over	1,156	599	557	234	193	41	909	393	516	13	13	...			
	0-13	2,781	1,568	1,213	2,781	1,568	1,213	3,400	1,360	2,040	26	7	19			
BETHLEHEM	Sub-district	4,163	1,969	2,194	737	602	135	3,400	1,360	2,040	26	7	19			
JERICHO	0-13	60	30	30	60	30	30	56	23	33	...	...	...			
	13 and over	67	29	38	11	6	5	56	23	33	...	...	...			
	0-13	79	38	41	79	38	41	118	49	69	2	2	...			
NORTHERN DISTRICT	13 and over	137	64	73	17	13	4	118	49	69	2	2	...			
NABLUS	0-13	79	38	41	79	38	41	118	49	69	2	2	...			
	13 and over	137	64	73	17	13	4	118	49	69	2	2	...			
	0-13	79	38	41	79	38	41	118	49	69	2	2	...			

TABLE IX (A).

---

EDUCATION BY RELIGION AND AGE.

---

This table is divided in three parts :

Part I summarizes the literacy of the settled population classified by religion and age periods.

Part II shows details for the three districts.

Part III is a similar summary for all the towns in each of the three districts without details by religion. Separate sections show the distribution by religion for the four main towns, *viz*: Jerusalem, Jaffa, Tel Aviv and Haifa.

In all the three parts four age periods are shown, *viz*: 0-7, 7-14, 14-21, 21 and over.

The order of the districts and of the towns is geographical as in Table VIII.

In this table as in Table VIII details are shown only for the three main religions the minor religions being grouped under the heading "Others".

---

TABLE IX (A).

Is a summary for the nomadic population of the non-synchronous tracts which is entirely Moslem. The division by age is at 13 years, as to the arbitrariness of which the Report Volume should be consulted.

## TABLE IX (A).

## Education by religion and age. Part I.—Summary.

## ALL PALESTINE.

RELIGION & AGE	POPULATION								
	TOTAL			LITERATE			ILLITERATE		
	Persons	Males	Females	Persons	Males	Females	Persons	Males	Females
I	2	3	4	5	6	7	8	9	10
<b>ALL RELIGIONS</b> .....	<b>969,268</b>	<b>491,258</b>	<b>478,010</b>	<b>247,316</b>	<b>163,714</b>	<b>83,602</b>	<b>721,952</b>	<b>327,544</b>	<b>394,408</b>
0-7 .....	229,046	117,239	111,807	6,088	3,534	2,554	222,958	113,705	109,253
7-14 .....	141,788	77,102	64,686	49,829	33,342	16,487	91,959	43,760	48,199
14-21 .....	108,495	55,534	52,961	40,067	25,557	14,510	68,428	29,977	38,451
21- .....	489,490	241,097	248,393	151,232	101,199	50,033	338,258	139,898	198,360
Not recorded .....	449	286	163	100	82	18	349	204	145
<b>MOSLEMS</b> .....	<b>693,159</b>	<b>352,172</b>	<b>340,987</b>	<b>75,659</b>	<b>66,711</b>	<b>8,948</b>	<b>617,500</b>	<b>285,461</b>	<b>332,039</b>
0-7 .....	177,219	90,541	86,678	1,495	1,095	400	175,724	89,446	86,278
7-14 .....	104,396	57,770	46,626	21,420	18,110	3,310	82,976	39,660	43,316
14-21 .....	76,291	39,791	36,500	13,738	11,594	2,144	62,553	28,197	34,356
21- .....	335,130	164,003	171,127	39,000	35,906	3,094	296,130	128,097	168,033
Not recorded .....	123	67	56	6	6	...	117	61	56
<b>JEWS</b> .....	<b>174,610</b>	<b>88,100</b>	<b>86,510</b>	<b>126,092</b>	<b>68,710</b>	<b>57,382</b>	<b>48,518</b>	<b>19,390</b>	<b>29,128</b>
0-7 .....	32,059	16,423	15,636	3,512	1,867	1,645	28,547	14,556	13,991
7-14 .....	22,903	11,711	11,192	19,932	10,409	9,573	2,921	1,302	1,619
14-21 .....	19,448	9,396	10,052	17,841	9,015	8,826	1,607	381	1,226
21- .....	99,894	50,362	49,532	84,664	47,344	37,320	15,230	3,018	12,212
Not recorded .....	306	208	98	93	75	18	213	133	80
<b>CHRISTIANS</b> .....	<b>91,398</b>	<b>45,896</b>	<b>45,502</b>	<b>43,695</b>	<b>26,848</b>	<b>16,847</b>	<b>47,703</b>	<b>19,048</b>	<b>28,655</b>
0-7 .....	17,503	9,116	8,387	1,040	548	492	16,463	8,568	7,895
7-14 .....	12,935	6,794	6,141	8,013	4,506	3,507	4,922	2,288	2,634
14-21 .....	11,737	5,853	5,884	8,251	4,763	3,488	3,486	1,090	2,396
21- .....	49,204	24,123	25,081	26,390	17,030	9,360	22,814	7,093	15,721
Not recorded .....	19	10	9	1	1	...	18	9	9
<b>OTHERS</b> .....	<b>10,101</b>	<b>5,090</b>	<b>5,011</b>	<b>1,870</b>	<b>1,445</b>	<b>425</b>	<b>8,231</b>	<b>3,645</b>	<b>4,586</b>
0-7 .....	2,265	1,159	1,106	41	24	17	2,224	1,135	1,089
7-14 .....	1,554	827	727	414	317	97	1,140	510	630
14-21 .....	1,019	494	525	237	185	52	782	309	473
21- .....	5,262	2,609	2,653	1,178	919	259	4,084	1,690	2,394
Not recorded .....	1	1	...	...	...	...	1	1	...





TABLE IX (A).

Education by religion and age. Part II.—Details for districts.

## NORTHERN DISTRICT.

RELIGION & AGE	POPULATION								
	TOTAL			LITERATE			ILLITERATE		
	Persons	Males	Females	Persons	Males	Females	Persons	Males	Females
I	2	3	4	5	6	7	8	9	10
<b>ALL RELIGIONS</b> .....	<b>407,246</b>	<b>206,739</b>	<b>200,507</b>	<b>87,033</b>	<b>63,975</b>	<b>23,058</b>	<b>320,213</b>	<b>142,764</b>	<b>177,449</b>
0-7 .....	95,753	48,965	46,788	2,100	1,249	851	93,653	47,716	45,937
7-14 .....	60,784	33,080	27,704	18,463	13,608	4,855	42,321	19,472	22,849
14-21 .....	46,590	24,102	22,488	13,712	9,929	3,783	32,878	14,173	18,705
21- .....	204,013	100,533	103,480	52,755	39,186	13,569	151,258	61,347	89,911
Not recorded .....	106	59	47	3	3	...	103	56	47
<b>MOSLEMS</b> .....	<b>318,890</b>	<b>161,229</b>	<b>157,661</b>	<b>39,153</b>	<b>35,165</b>	<b>3,988</b>	<b>279,737</b>	<b>126,064</b>	<b>153,673</b>
0-7 .....	78,035	39,731	38,304	610	432	178	77,425	39,299	38,126
7-14 .....	49,064	26,955	22,109	10,759	9,260	1,499	38,305	17,695	20,610
14-21 .....	37,141	19,393	17,748	7,105	6,163	942	30,036	13,230	16,806
21- .....	154,583	75,121	79,462	20,677	19,308	1,369	133,906	55,813	78,093
Not recorded .....	67	29	38	2	2	...	65	27	38
<b>JEWS</b> .....	<b>40,928</b>	<b>21,379</b>	<b>19,549</b>	<b>29,851</b>	<b>16,695</b>	<b>13,156</b>	<b>11,077</b>	<b>4,684</b>	<b>6,393</b>
0-7 .....	7,920	4,109	3,811	1,046	569	477	6,874	3,540	3,334
7-14 .....	4,909	2,534	2,375	4,211	2,202	2,009	698	332	366
14-21 .....	3,872	1,938	1,934	3,531	1,814	1,717	341	124	217
21- .....	24,190	12,770	11,420	21,062	12,109	8,953	3,128	661	2,467
Not recorded .....	37	28	9	1	1	...	36	27	9
<b>CHRISTIANS</b> .....	<b>37,755</b>	<b>19,270</b>	<b>18,485</b>	<b>16,501</b>	<b>10,852</b>	<b>5,649</b>	<b>21,254</b>	<b>8,418</b>	<b>12,836</b>
0-7 .....	7,586	3,992	3,594	406	225	181	7,180	3,767	3,413
7-14 .....	5,234	2,775	2,509	3,099	1,835	1,264	2,185	940	1,245
14-21 .....	4,592	2,294	2,298	2,866	1,781	1,085	1,726	513	1,213
21- .....	20,292	10,208	10,084	10,130	7,011	3,119	10,162	3,197	6,965
Not recorded .....	1	1	...	...	...	...	1	1	...
<b>OTHERS</b> .....	<b>9,673</b>	<b>4,861</b>	<b>4,812</b>	<b>1,528</b>	<b>1,263</b>	<b>265</b>	<b>8,145</b>	<b>3,598</b>	<b>4,547</b>
0-7 .....	2,212	1,133	1,079	38	23	15	2,174	1,110	1,064
7-14 .....	1,527	816	711	394	311	83	1,133	505	628
14-21 .....	985	477	508	210	171	39	775	306	469
21- .....	4,948	2,434	2,514	886	758	128	4,062	1,676	2,386
Not recorded .....	1	1	...	...	...	...	1	1	...

## TABLE IX (A).

## Education by age. Part III.—Details for towns.

## SOUTHERN DISTRICT.

TOWNS & AGE	POPULATION								
	TOTAL			LITERATE			ILLITERATE		
	Persons	Males	Females	Persons	Males	Females	Persons	Males	Females
I	2	3	4	5	6	7	8	9	10
<b>TOTAL SOUTHERN DISTRICT</b>	<b>149,680</b>	<b>76,513</b>	<b>73,167</b>	<b>58,459</b>	<b>33,743</b>	<b>24,716</b>	<b>91,221</b>	<b>42,770</b>	<b>48,451</b>
0-7.....	32,858	16,843	16,015	1,591	900	691	31,267	15,943	15,324
7-14.....	21,416	11,583	9,833	10,284	5,948	4,316	11,152	5,635	5,517
14-21.....	17,851	8,766	9,085	8,907	4,803	4,104	8,944	3,963	4,981
21-.....	77,307	39,159	38,148	37,616	22,026	15,590	39,691	17,133	22,558
Not recorded.....	248	162	86	81	66	15	167	96	71
<b>KHAN YUNIS</b> .....	<b>3,811</b>	<b>1,865</b>	<b>1,946</b>	<b>377</b>	<b>302</b>	<b>75</b>	<b>3,434</b>	<b>1,563</b>	<b>1,871</b>
0-7.....	1,105	542	563	7	4	3	1,098	538	560
7-14.....	662	357	305	138	88	50	524	269	255
14-21.....	317	159	158	70	53	17	247	106	141
21-.....	1,726	807	919	162	157	5	1,564	650	914
Not recorded.....	1	...	1	...	...	...	1	...	1
<b>GAZA</b> .....	<b>17,046</b>	<b>8,418</b>	<b>8,628</b>	<b>1,801</b>	<b>1,410</b>	<b>391</b>	<b>15,245</b>	<b>7,008</b>	<b>8,237</b>
0-7.....	4,689	2,365	2,324	10	8	2	4,679	2,357	2,322
7-14.....	2,579	1,403	1,176	369	265	104	2,210	1,138	1,072
14-21.....	1,790	868	922	389	264	125	1,401	604	797
21-.....	7,987	3,782	4,205	1,033	873	160	6,954	2,909	4,045
Not recorded.....	1	...	1	...	...	...	1	...	1
<b>BEERSHEBA</b> .....	<b>2,959</b>	<b>1,568</b>	<b>1,391</b>	<b>530</b>	<b>415</b>	<b>115</b>	<b>2,429</b>	<b>1,153</b>	<b>1,276</b>
0-7.....	825	428	397	4	3	1	821	425	396
7-14.....	561	337	224	143	97	46	418	240	178
14-21.....	323	164	159	87	62	25	236	102	134
21-.....	1,248	637	611	296	253	43	952	384	568
Not recorded.....	2	2	...	...	...	...	2	2	...
<b>MAJDAL</b> .....	<b>6,226</b>	<b>3,089</b>	<b>3,137</b>	<b>548</b>	<b>508</b>	<b>40</b>	<b>5,678</b>	<b>2,581</b>	<b>3,097</b>
0-7.....	1,635	820	815	1	1	...	1,634	819	815
7-14.....	837	465	372	111	92	19	726	373	353
14-21.....	607	291	316	110	102	8	497	189	308
21-.....	3,146	1,512	1,634	326	313	13	2,820	1,199	1,621
Not recorded.....	1	1	...	...	...	...	1	1	...
<b>JAFFA</b> .....	<b>51,866</b>	<b>27,728</b>	<b>24,138</b>	<b>14,575</b>	<b>9,621</b>	<b>4,954</b>	<b>37,291</b>	<b>18,107</b>	<b>19,184</b>
0-7.....	11,731	6,095	5,636	609	356	253	11,122	5,739	5,383
7-14.....	7,977	4,391	3,586	3,282	2,028	1,254	4,695	2,363	2,332
14-21.....	7,037	3,665	3,372	2,666	1,604	1,062	4,371	2,061	2,310
21-.....	25,110	13,569	11,541	8,016	5,633	2,383	17,094	7,936	9,158
Not recorded.....	11	8	3	2	...	2	9	8	1
<b>TEL AVIV</b> .....	<b>46,101</b>	<b>22,433</b>	<b>23,668</b>	<b>36,833</b>	<b>18,588</b>	<b>18,245</b>	<b>9,268</b>	<b>3,845</b>	<b>5,423</b>
0-7.....	7,050	3,548	3,508	749	383	366	6,307	3,165	3,142
7-14.....	5,438	2,717	2,721	5,104	2,584	2,520	334	133	201
14-21.....	5,127	2,322	2,805	4,953	2,279	2,674	174	43	131
21-.....	28,251	13,695	14,556	25,948	13,276	12,672	2,303	419	1,884
Not recorded.....	229	151	78	79	66	13	150	85	65
<b>RAMLE</b> .....	<b>10,421</b>	<b>5,636</b>	<b>4,785</b>	<b>2,110</b>	<b>1,550</b>	<b>560</b>	<b>8,311</b>	<b>4,086</b>	<b>4,226</b>
0-7.....	2,633	1,395	1,238	119	75	44	2,514	1,320	1,194
7-14.....	1,584	919	665	599	401	198	985	518	467
14-21.....	1,310	650	660	354	226	128	956	424	532
21-.....	4,893	2,672	2,221	1,038	848	190	3,855	1,824	2,031
Not recorded.....	1	...	1	...	...	...	1	...	1
<b>LYDDA</b> .....	<b>11,250</b>	<b>5,776</b>	<b>5,474</b>	<b>1,685</b>	<b>1,349</b>	<b>336</b>	<b>9,565</b>	<b>4,427</b>	<b>5,138</b>
0-7.....	3,184	1,650	1,534	92	70	22	3,092	1,580	1,512
7-14.....	1,778	994	784	518	393	125	1,260	601	659
14-21.....	1,340	647	693	278	213	65	1,062	434	628
21-.....	4,946	2,485	2,461	797	673	124	4,149	1,812	2,337
Not recorded.....	2	...	2	...	...	...	2	...	2

TABLE IX (A).

Education by age. Part III.—Details for towns.

## JERUSALEM DISTRICT.

TOWNS & AGE	POPULATION								
	TOTAL			LITERATE			ILLITERATE		
	Persons	Males	Females	Persons	Males	Females	Persons	Males	Females
I	2	3	4	5	6	7	8	9	10
<b>TOTAL JERUSALEM DISTRICT</b>	<b>121,866</b>	<b>60,673</b>	<b>61,193</b>	<b>58,174</b>	<b>33,912</b>	<b>24,262</b>	<b>63,692</b>	<b>26,761</b>	<b>36,931</b>
0-7.....	25,715	13,227	12,488	1,506	780	726	24,209	12,447	11,762
7-14.....	18,896	10,031	8,865	11,926	6,494	5,432	6,970	3,537	3,433
14-21.....	15,587	7,611	7,976	10,841	5,843	4,998	4,749	1,768	2,978
21-.....	61,680	29,783	31,847	33,896	20,790	13,106	27,784	8,993	18,741
Not recorded.....	38	21	17	5	5	...	33	16	17
<b>HEBRON</b> .....	<b>17,531</b>	<b>8,561</b>	<b>8,970</b>	<b>2,315</b>	<b>1,842</b>	<b>473</b>	<b>15,216</b>	<b>6,719</b>	<b>8,497</b>
0-7.....	5,165	2,662	2,503	41	30	11	5,124	2,632	2,492
7-14.....	2,888	1,598	1,285	661	479	182	2,222	1,119	1,103
14-21.....	1,798	740	1,058	346	241	105	1,452	499	953
21-.....	7,685	3,561	4,124	1,267	1,092	175	6,418	2,469	3,949
Not recorded.....	...	...	...	...	...	...	...	...	...
<b>BET JALA</b> .....	<b>2,730</b>	<b>1,202</b>	<b>1,528</b>	<b>722</b>	<b>382</b>	<b>340</b>	<b>2,006</b>	<b>820</b>	<b>1,186</b>
0-7.....	588	306	282	1	...	1	587	306	281
7-14.....	409	215	194	104	54	50	305	161	144
14-21.....	331	145	186	196	91	107	133	54	79
21-.....	1,402	536	866	419	237	182	983	299	684
Not recorded.....	...	...	...	...	...	...	...	...	...
<b>BETHLEHEM</b> .....	<b>6,815</b>	<b>3,192</b>	<b>3,623</b>	<b>2,581</b>	<b>1,500</b>	<b>1,081</b>	<b>4,234</b>	<b>1,692</b>	<b>2,542</b>
0-7.....	1,309	658	651	23	13	10	1,286	645	641
7-14.....	1,068	582	486	626	355	271	442	227	215
14-21.....	1,005	496	509	656	350	306	349	146	203
21-.....	3,427	1,453	1,974	1,276	782	494	2,151	671	1,480
Not recorded.....	6	3	3	...	...	...	6	3	3
<b>JERUSALEM</b> .....	<b>90,503</b>	<b>45,776</b>	<b>44,727</b>	<b>51,170</b>	<b>29,379</b>	<b>21,791</b>	<b>39,333</b>	<b>16,397</b>	<b>22,936</b>
0-7.....	17,619	9,076	8,543	1,427	730	697	16,192	8,346	7,846
7-14.....	13,778	7,248	6,528	10,157	5,403	4,754	3,619	1,845	1,774
14-21.....	11,987	6,059	5,928	9,346	5,039	4,307	2,641	1,020	1,621
21-.....	47,090	23,375	23,715	30,235	18,202	12,033	16,855	5,173	11,682
Not recorded.....	31	18	13	5	5	...	26	13	13
<b>RAMALLAH</b> .....	<b>4,287</b>	<b>1,942</b>	<b>2,345</b>	<b>1,386</b>	<b>809</b>	<b>577</b>	<b>2,901</b>	<b>1,133</b>	<b>1,768</b>
0-7.....	1,024	525	499	14	7	7	1,010	513	492
7-14.....	760	388	372	378	203	175	382	185	197
14-21.....	466	171	295	295	122	173	171	49	122
21-.....	2,036	858	1,178	699	477	222	1,337	381	956
Not recorded.....	1	...	1	...	...	...	1	...	1

TABLE IX (A).

Education by age. Part III.—Details for towns.

## NORTHERN DISTRICT.

TOWNS & AGE	POPULATION								
	TOTAL			LITERATE			ILLITERATE		
	Persons	Males	Females	Persons	Males	Females	Persons	Males	Females
I	2	3	4	5	6	7	8	9	10
<b>TOTAL NORTHERN DISTRICT</b>	<b>115,745</b>	<b>59,817</b>	<b>55,928</b>	<b>44,689</b>	<b>28,573</b>	<b>16,116</b>	<b>71,056</b>	<b>31,244</b>	<b>39,812</b>
0-7.....	24,645	12,759	11,886	1,424	758	666	23,221	12,001	11,220
7-14.....	17,360	9,159	8,201	8,801	5,178	3,623	8,559	3,981	4,578
14-21.....	14,868	7,654	7,214	7,674	4,724	2,950	7,194	2,930	4,264
21-.....	58,831	30,214	28,617	26,790	17,913	8,877	32,041	12,301	19,740
Not recorded .....	41	31	10	...	...	...	41	31	10
<b>TULKARM</b> .....	<b>4,827</b>	<b>2,478</b>	<b>2,349</b>	<b>1,070</b>	<b>876</b>	<b>194</b>	<b>3,757</b>	<b>1,602</b>	<b>2,155</b>
0-7.....	1,237	612	625	12	7	5	1,225	605	620
7-14.....	710	389	321	240	179	61	470	210	260
14-21.....	707	394	313	232	225	57	425	169	256
21-.....	2,173	1,083	1,090	536	465	71	1,637	618	1,019
Not recorded .....	...	...	...	...	...	...	...	...	...
<b>NABLUS</b> .....	<b>17,189</b>	<b>8,487</b>	<b>8,702</b>	<b>4,823</b>	<b>3,529</b>	<b>1,294</b>	<b>12,366</b>	<b>4,958</b>	<b>7,408</b>
0-7.....	4,018	2,004	2,014	57	19	38	3,961	1,985	1,976
7-14.....	3,118	1,699	1,419	1,429	920	509	1,689	779	910
14-21.....	2,164	1,054	1,110	975	668	307	1,189	386	803
21-.....	7,888	3,729	4,159	2,362	1,922	440	5,526	1,807	3,719
Not recorded .....	1	1	...	...	...	...	1	1	...
<b>JENIN</b> .....	<b>2,706</b>	<b>1,361</b>	<b>1,345</b>	<b>773</b>	<b>519</b>	<b>254</b>	<b>1,933</b>	<b>842</b>	<b>1,091</b>
0-7.....	582	313	269	17	4	13	565	309	256
7-14.....	424	220	204	212	116	96	212	104	108
14-21.....	328	164	164	144	87	57	184	77	107
21-.....	1,372	664	708	400	312	88	972	352	620
Not recorded .....	...	...	...	...	...	...	...	...	...
<b>NAZARETH</b> .....	<b>8,756</b>	<b>4,421</b>	<b>4,335</b>	<b>3,442</b>	<b>2,154</b>	<b>1,288</b>	<b>5,314</b>	<b>2,267</b>	<b>3,047</b>
0-7.....	1,918	1,009	909	69	34	35	1,849	975	874
7-14.....	1,470	760	710	806	443	363	664	317	347
14-21.....	1,074	563	511	635	409	226	439	154	285
21-.....	4,294	2,089	2,205	1,932	1,268	664	2,362	821	1,541
Not recorded .....	...	...	...	...	...	...	...	...	...
<b>BEISAN</b> .....	<b>3,101</b>	<b>1,673</b>	<b>1,428</b>	<b>680</b>	<b>542</b>	<b>138</b>	<b>2,421</b>	<b>1,131</b>	<b>1,290</b>
0-7.....	652	344	308	20	8	12	632	336	296
7-14.....	401	222	179	131	91	40	270	131	139
14-21.....	429	233	196	116	87	29	313	146	167
21-.....	1,619	874	745	413	356	57	1,206	518	688
Not recorded .....	...	...	...	...	...	...	...	...	...
<b>TIBERIAS</b> .....	<b>8,601</b>	<b>4,163</b>	<b>4,438</b>	<b>3,386</b>	<b>2,060</b>	<b>1,326</b>	<b>5,215</b>	<b>2,103</b>	<b>3,112</b>
0-7.....	2,021	1,053	968	116	63	53	1,905	990	915
7-14.....	1,388	718	670	787	445	342	601	273	328
14-21.....	1,034	482	552	611	335	276	423	147	276
21-.....	4,158	1,910	2,248	1,872	1,217	655	2,286	693	1,593
Not recorded .....	...	...	...	...	...	...	...	...	...
<b>HAIFA</b> .....	<b>50,403</b>	<b>27,043</b>	<b>23,360</b>	<b>24,019</b>	<b>14,597</b>	<b>9,422</b>	<b>26,384</b>	<b>12,446</b>	<b>13,938</b>
0-7.....	9,819	5,136	4,683	919	509	410	8,900	4,627	4,273
7-14.....	6,630	3,415	3,215	3,590	2,036	1,554	3,040	1,379	1,661
14-21.....	6,592	3,487	3,105	3,695	2,161	1,534	2,897	1,326	1,571
21-.....	27,382	14,980	12,352	15,815	9,891	5,924	11,517	5,089	6,428
Not recorded .....	30	25	5	...	...	...	30	25	5
<b>ACRE</b> .....	<b>7,897</b>	<b>4,188</b>	<b>3,709</b>	<b>2,645</b>	<b>1,685</b>	<b>960</b>	<b>5,252</b>	<b>2,503</b>	<b>2,749</b>
0-7.....	1,518	777	741	92	46	46	1,426	731	695
7-14.....	1,180	588	592	647	345	302	533	243	290
14-21.....	1,074	556	518	484	289	195	590	267	323
21-.....	4,125	2,267	1,858	1,422	1,005	417	2,703	1,262	1,441
Not recorded .....	...	...	...	...	...	...	...	...	...
<b>SHAFAT'AMR</b> .....	<b>2,824</b>	<b>1,416</b>	<b>1,408</b>	<b>763</b>	<b>558</b>	<b>205</b>	<b>2,061</b>	<b>858</b>	<b>1,203</b>
0-7.....	686	370	316	30	18	12	656	352	304
7-14.....	445	258	187	231	164	67	214	94	120
14-21.....	312	164	148	141	91	50	171	73	98
21-.....	1,381	624	757	361	285	76	1,020	339	681
Not recorded .....	...	...	...	...	...	...	...	...	...
<b>SAFAD</b> .....	<b>9,441</b>	<b>4,587</b>	<b>4,854</b>	<b>3,088</b>	<b>2,053</b>	<b>1,035</b>	<b>6,353</b>	<b>2,534</b>	<b>3,819</b>
0-7.....	2,194	1,141	1,053	92	50	42	2,102	1,091	1,011
7-14.....	1,594	890	704	728	439	289	866	451	415
14-21.....	1,154	557	597	591	372	219	563	185	378
21-.....	4,489	1,994	2,495	1,677	1,192	485	2,812	802	2,010
Not recorded .....	10	5	5	...	...	...	10	5	5










TABLE IX (A).  
Education by age. Non-synchronous tracts—Nomadic.

DISTRICT AND SUB-DISTRICT	AGE	POPULATION										
		TOTAL			LITERATE			ILLITERATE				
		Persons	Males	Females	Persons	Males	Females	Persons	Males	Females		
	2	3	4	5	6	7	8	9	10	11		
PALESTINE	TOTAL	66,337	36,320	31,017	219	218	1	66,118	35,102	31,016		
	0-13	29,479	16,587	12,892	...	...	...	29,479	16,587	12,892		
	13 and over	36,858	18,733	18,125	...	218	1	36,639	18,515	18,124		
SOUTHERN DISTRICT:												
	GAZA	253	130	123	...	...	...	253	130	123		
	Sub-district	277	137	140	6	6	...	271	131	140		
BEERSHEBA	0-13	21,337	12,300	9,037	...	...	...	21,337	12,300	9,037		
	13 and over	26,644	13,722	12,922	53	52	1	26,591	13,670	12,921		
JAFFA	0-13	2,301	1,180	1,121	...	...	...	2,301	1,180	1,121		
	13 and over	2,667	1,344	1,323	94	94	...	2,573	1,250	1,323		
RAMLE	0-13	1,902	909	993	...	...	...	1,902	909	993		
	13 and over	1,884	933	951	32	32	...	1,852	901	951		
JERUSALEM DISTRICT:												
	HEBRON	845	470	375	...	...	...	845	470	375		
	Sub-district	1,156	599	557	1	1	...	1,155	598	557		
BETHLEHEM	0-13	2,781	1,568	1,213	...	...	...	2,781	1,568	1,213		
	13 and over	4,163	1,969	2,194	33	33	...	4,130	1,936	2,194		
JERICHO	0-13	60	30	30	...	...	...	60	30	30		
	13 and over	67	29	38	...	...	...	67	29	38		
NORTHERN DISTRICT:												
	*NABULUS	79	38	41	...	...	...	79	38	41		
	Sub-district	137	64	73	1	1	...	136	63	73		

\* See note to Table II (c).



**TABLE IX (B).**

---

**EDUCATION BY RELIGION, AGE AND YEARS AT AN EDUCATIONAL INSTITUTION.**

---

This table summarizes the literacy of the settled population classified by religion, age periods and years at an educational institution.

As in Table IX (A) details are shown only for the three main religions, the minor religions being grouped under the heading "Others".

The order of the districts is geographical as in Table IX (A).

For the purpose of this table "Educational Institution" includes every place of learning where reading and writing in any vernacular are taught. No distinction between elementary, secondary and other types of educational institutions is drawn.

**TABLE IX (B).**  
**Education by religion, age and years at an educational institution. Part I.—Summary.**  
**ALL PALESTINE.**

RELIGION and YEARS at SCHOOL, COLLEGE, etc.	POPULATION — LITERATE																				
	PERSONS							MALES							FEMALES						
	All ages	0-7	7-14	14-21	21 and over	Not recorded	All ages	0-7	7-14	14-21	21 and over	Not recorded	All ages	0-7	7-14	14-21	21 and over	Not recorded			
<b>ALL RELIGIONS . . . . . TOTAL</b>	<b>247,316</b>	<b>6,088</b>	<b>49,829</b>	<b>40,067</b>	<b>151,232</b>	<b>100</b>	<b>163,714</b>	<b>3,534</b>	<b>33,342</b>	<b>25,557</b>	<b>101,199</b>	<b>82</b>	<b>83,602</b>	<b>2,554</b>	<b>16,487</b>	<b>14,510</b>	<b>50,033</b>	<b>18</b>			
0	20,844	783	3,953	2,572	13,536	...	14,479	527	3,087	1,771	9,094	...	6,365	256	866	801	4,442	...			
1	11,467	3,104	5,158	825	2,380	...	7,848	1,783	3,765	584	1,716	...	3,619	1,321	1,393	241	664	...			
2	25,205	1,694	12,202	2,615	8,694	...	17,780	968	8,481	1,949	6,382	...	7,425	726	3,721	666	2,312	...			
3	26,070	427	10,752	3,826	11,065	...	18,342	219	7,118	2,845	8,160	...	7,738	208	3,634	981	2,905	...			
4	25,238	55	7,649	4,678	12,857	...	17,094	24	4,863	3,218	8,989	...	8,145	31	2,786	1,460	3,868	...			
5	25,538	11	4,844	4,898	15,785	...	16,996	6	2,938	3,281	10,771	...	8,542	5	1,906	1,617	5,014	...			
6	19,614	13	2,997	4,098	12,506	...	11,648	7	1,727	2,449	7,465	...	7,996	6	1,270	1,649	5,041	...			
7	15,551	...	1,385	3,572	10,594	...	9,634	...	821	2,119	6,694	...	5,917	...	564	1,453	3,900	...			
8	23,964	...	633	5,089	18,242	...	13,621	...	385	2,624	10,612	...	10,343	...	248	2,465	7,630	...			
9	7,323	...	154	1,809	5,360	...	4,855	...	89	1,097	3,669	...	2,468	...	65	712	1,691	...			
10	20,591	...	80	3,166	17,345	...	13,438	...	47	1,873	11,518	...	7,153	...	33	1,293	5,827	...			
11	8,469	...	3	853	2,613	...	2,083	...	3	491	1,599	...	1,376	...	...	362	1,014	...			
12	8,987	...	6	1,147	7,784	...	5,833	...	5	650	5,173	...	3,104	...	...	492	2,611	...			
13	2,445	...	...	398	2,047	...	1,630	...	...	245	1,390	...	815	...	...	158	657	...			
14	2,224	...	...	247	1,977	...	1,548	...	...	169	1,379	...	676	...	...	78	598	...			
15 and over	8,311	...	...	227	8,084	...	6,408	...	...	147	6,256	...	1,908	...	...	80	1,828	...			
Not recorded	524	1	13	47	363	100	472	...	13	45	332	82	52	1	...	2	31	18			
<b>MOSLEMS . . . . . TOTAL</b>	<b>75,659</b>	<b>1,495</b>	<b>21,420</b>	<b>13,738</b>	<b>39,000</b>	<b>6</b>	<b>66,711</b>	<b>1,095</b>	<b>18,110</b>	<b>11,594</b>	<b>35,906</b>	<b>6</b>	<b>8,948</b>	<b>400</b>	<b>3,310</b>	<b>2,144</b>	<b>3,094</b>	...			
0	8,355	264	2,556	1,172	4,363	...	7,494	210	2,285	976	4,013	...	871	54	271	196	350	...			
1	5,680	792	3,095	469	1,324	...	4,958	592	2,718	416	1,232	...	722	200	377	53	92	...			
2	13,438	361	6,394	1,665	5,016	...	11,860	241	5,433	1,495	4,691	...	1,576	120	961	170	325	...			
3	13,385	64	4,947	2,320	6,054	...	11,824	43	4,113	2,038	5,630	...	1,661	21	834	282	424	...			
4	11,087	9	2,692	2,473	5,913	...	9,719	5	2,188	2,121	5,405	...	1,398	4	504	352	508	...			
5	9,533	2	1,168	2,228	6,135	...	8,414	2	950	1,853	5,609	...	1,119	...	218	375	526	...			
6	4,189	3	394	1,157	2,805	...	3,526	2	289	910	2,325	...	638	...	105	247	280	...			
7	3,069	...	117	847	2,105	...	2,696	...	86	678	1,932	...	378	...	31	169	173	...			
8	2,183	...	37	605	1,521	...	1,888	...	30	473	1,385	...	275	...	7	132	136	...			
9	7,226	...	5	232	489	...	621	...	4	177	440	...	105	...	1	55	49	...			
10	2,205	...	4	369	1,848	...	2,012	...	3	295	1,714	...	209	...	1	74	134	...			
11	645	...	2	74	129	...	173	...	2	57	114	...	32	...	...	17	15	...			
12	149	...	1	82	562	...	590	...	1	64	525	...	55	...	...	18	37	...			
13	149	...	...	14	135	...	146	...	...	14	132	...	3	...	...	...	3	...			
14	567	...	...	12	137	...	142	...	...	10	132	...	7	...	...	...	5	...			
15 and over	140	...	...	8	549	...	543	...	...	8	535	...	14	...	...	...	14	...			
Not recorded	140	...	8	111	115	6	115	...	8	9	92	6	25	...	...	2	23	...			

TABLE IX (B).

Education by religion, age and years at an educational institution. Part I.—Summary.

ALL PALESTINE.—*continued.*

RELIGION and YEARS at SCHOOL, COLLEGE, etc.	POPULATION — LITERATE																	
	PERSONS					MALES					FEMALES							
	All ages	0-7	7-14	14-21	21 and over	Not recorded	All ages	0-7	7-14	14-21	21 and over	Not recorded	All ages	0-7	7-14	14-21	21 and over	Not recorded
JEW	2	3	4	5	6	7	8	9	10	11	12	13	14	15	16	17	18	19
0	126,092	3,512	19,982	17,841	84,664	93	68,710	1,867	10,409	9,015	47,344	75	57,382	1,645	9,573	8,826	37,320	18
1	8,162	391	621	674	6,476	...	4,813	236	348	365	3,364	...	3,849	155	273	309	3,112	...
2	8,864	1,764	1,303	184	613	...	1,781	908	908	65	193	...	2,083	856	688	119	420	...
3	6,906	999	3,478	427	2,092	...	3,468	552	1,710	176	730	...	3,828	447	1,768	251	1,362	...
4	7,630	312	3,852	672	2,794	...	3,481	154	1,911	309	1,117	...	4,139	158	1,941	363	1,677	...
5	9,083	38	3,626	1,108	4,261	...	4,981	15	1,905	496	1,865	...	4,752	23	1,721	612	2,396	...
6	10,977	5	2,955	1,474	6,543	...	5,480	2	1,875	735	3,168	...	5,497	3	1,380	739	3,375	...
7	12,124	2	2,248	2,008	7,866	...	6,189	...	1,240	1,017	3,932	...	5,985	2	1,008	991	3,934	...
8	9,531	...	1,148	1,928	6,455	...	5,158	...	659	981	3,518	...	4,373	...	489	947	2,937	...
9	18,357	...	586	3,682	14,139	...	9,748	...	321	1,700	7,727	...	8,609	...	215	1,982	6,412	...
10	4,291	...	141	1,083	3,067	...	2,401	...	81	558	1,762	...	1,890	...	60	525	1,305	...
11	14,933	...	70	2,240	12,623	...	9,197	...	41	1,257	7,899	...	5,736	...	29	983	4,724	...
12	2,573	...	1	672	1,900	...	1,488	...	1	364	1,073	...	1,185	...	...	308	827	...
13	7,060	...	3	938	6,119	...	4,458	...	2	529	3,927	...	2,602	...	1	409	2,192	...
14	1,978	...	...	342	1,634	...	1,282	...	...	195	1,057	...	724	...	...	147	577	...
15	1,741	...	...	212	1,529	...	1,181	...	...	143	1,038	...	560	...	...	69	491	...
15 and over	6,745	...	...	197	6,548	...	5,097	...	...	125	4,972	...	1,648	...	...	72	1,576	...
Not recorded	89	1	...	...	5	93	77	...	...	...	2	75	22	1	...	...	3	...
CHRISTIANS	43,695	1,040	8,013	8,251	26,390	1	26,348	548	4,506	4,763	17,030	1	16,847	492	3,507	3,488	9,360	...
0	4,150	116	736	713	2,585	...	2,557	74	440	419	1,624	...	1,593	42	296	294	961	...
1	1,793	529	720	159	385	...	894	270	396	91	237	...	799	259	324	68	148	...
2	4,451	325	2,199	485	1,442	...	2,492	172	1,234	249	837	...	1,959	153	965	236	605	...
3	4,778	50	1,868	800	2,060	...	2,793	21	1,026	469	1,277	...	1,985	29	842	331	783	...
4	4,882	8	1,888	1,056	2,554	...	2,897	4	715	566	1,612	...	1,985	4	549	490	942	...
5	4,881	4	1,264	1,157	2,981	...	2,941	2	388	661	1,890	...	1,890	2	301	496	1,091	...
6	3,235	8	689	1,157	1,966	...	1,861	5	190	509	1,157	...	1,374	3	154	408	809	...
7	2,861	...	344	917	1,966	...	1,785	...	73	451	1,201	...	1,136	...	44	333	759	...
8	3,330	...	117	794	1,960	...	1,911	...	31	446	1,434	...	1,419	...	25	344	1,050	...
9	2,275	...	56	790	2,484	...	1,911	...	4	361	1,452	...	1,419	...	4	130	324	...
10	3,351	...	8	491	1,776	...	1,817	...	2	318	1,845	...	1,186	...	3	235	948	...
11	667	...	5	553	2,793	...	2,165	...	4	318	1,845	...	1,186	...	...	36	159	...
12	1,196	...	2	104	563	...	472	...	2	68	404	...	195	...	...	61	372	...
13	309	...	...	122	1,072	...	768	...	2	700	700	...	483	...	...	11	77	...
14	324	...	...	40	269	...	251	...	...	29	192	...	88	...	...	7	98	...
15 and over	980	...	...	22	302	...	219	...	...	15	204	...	105	...	...	8	230	...
Not recorded	282	...	5	36	240	1	278	...	5	36	236	1	238	...	...	...	4	...
OTHERS	1,870	41	414	237	1,178	...	1,145	24	317	185	919	...	425	17	97	52	259	...
0	177	12	40	13	112	...	125	7	14	11	93	...	52	5	26	2	19	...
1	130	19	40	13	58	...	115	13	36	12	54	...	15	6	4	1	4	...
2	322	9	38	144	144	...	260	3	104	29	124	...	62	6	27	9	20	...
3	277	1	85	34	157	...	234	1	68	29	136	...	43	...	17	5	21	...
4	237	...	67	41	129	...	197	...	55	35	107	...	40	...	12	6	22	...
5	197	...	32	39	126	...	161	...	25	32	104	...	38	...	7	3	22	...
6	96	...	11	16	69	...	72	...	8	13	51	...	24	...	7	7	18	...
7	90	...	3	13	74	...	72	...	3	9	51	...	24	...	3	4	18	...
8	114	...	4	12	98	...	55	...	3	5	66	...	35	...	...	4	31	...
9	31	...	3	3	28	...	74	...	3	1	66	...	40	...	1	7	32	...
10	86	...	4	12	81	...	16	...	3	3	60	...	15	...	...	2	13	...
11	24	...	1	4	44	...	64	...	1	3	22	...	22	...	...	1	21	...
12	36	...	...	3	31	...	10	...	...	2	21	...	14	...	...	1	13	...
13	11	...	...	5	31	...	11	...	...	2	9	...	14	...	...	4	10	...
14	10	...	...	2	9	...	6	...	...	1	5	...	8	...	...	...	4	...
15 and over	29	...	...	1	29	...	21	...	...	...	2	...	4	...	...	...	1	...
Not recorded	8	...	...	...	3	...	2	...	...	...	2	...	1	...	...	...	8	...





**TABLE IX (B).**  
**Education by religion, age and years at an educational institution. Part II.—Details for districts.**  
**SOUTHERN DISTRICT.**

RELIGION and YEARS at SCHOOL, COLLEGE, etc.	POPULATION — LITERATE																	
	PERSONS						MALES						FEMALES					
	All ages	0-7	7-14	14-21	21 and over	Not recorded	All ages	0-7	7-14	14-21	21 and over	Not recorded	All ages	0-7	7-14	14-21	21 and over	Not recorded
<b>ALL RELIGIONS</b> . . . . . <b>Total</b>	<b>87,881</b>	<b>2,216</b>	<b>15,540</b>	<b>13,165</b>	<b>56,868</b>	<b>92</b>	<b>53,939</b>	<b>1,304</b>	<b>9,941</b>	<b>7,830</b>	<b>34,790</b>	<b>74</b>	<b>33,942</b>	<b>912</b>	<b>5,599</b>	<b>5,335</b>	<b>22,078</b>	<b>18</b>
0	10,898	488	2,651	1,311	6,388	...	7,806	345	2,230	921	4,310	...	8,082	143	421	390	2,078	...
1	2,857	1,073	1,189	212	513	...	1,750	594	696	123	337	...	1,207	479	463	89	176	...
2	6,888	517	2,948	499	1,919	...	3,604	289	1,798	347	1,170	...	2,279	228	1,150	152	749	...
3	6,488	114	2,875	807	2,692	...	4,080	65	1,753	581	1,631	...	2,458	49	1,122	226	1,061	...
4	7,120	17	2,320	1,171	3,612	...	4,332	9	1,414	772	2,137	...	2,798	8	906	399	1,475	...
5	8,128	1	1,639	1,328	5,155	...	4,858	...	953	835	3,068	...	3,287	1	686	493	2,087	...
6	7,490	6	1,099	1,397	4,988	...	4,090	2	606	834	2,648	...	3,400	4	493	563	2,340	...
7	6,364	...	545	1,299	4,520	...	3,713	...	320	725	2,668	...	2,651	...	225	574	1,852	...
8	10,827	...	216	2,072	8,539	...	5,777	...	122	973	4,682	...	5,050	...	94	1,099	3,857	...
9	2,743	...	51	651	2,041	...	1,679	...	28	370	1,281	...	1,094	...	23	281	760	...
10	8,665	...	29	1,240	7,396	...	5,367	...	13	702	4,652	...	3,298	...	16	538	2,744	...
11	1,392	...	...	350	1,042	...	811	...	...	199	612	...	1,081	...	...	151	490	...
12	3,868	...	2	481	3,185	...	2,331	...	2	248	2,081	...	1,337	...	...	233	1,104	...
13	928	...	...	174	754	...	659	...	...	92	467	...	1,369	...	...	82	287	...
14	809	...	...	64	718	...	541	...	...	57	484	...	268	...	...	34	234	...
15 and over	3,272	...	...	64	3,208	...	2,426	...	...	35	2,391	...	846	...	...	29	817	...
Not recorded	314	...	6	18	198	...	267	...	6	16	171	74	47	...	...	2	27	18
<b>MOSLEMS</b> . . . . . <b>Total</b>	<b>19,122</b>	<b>576</b>	<b>5,660</b>	<b>3,442</b>	<b>9,444</b>	...	<b>16,693</b>	<b>439</b>	<b>4,759</b>	<b>2,857</b>	<b>8,638</b>	...	<b>2,429</b>	<b>137</b>	<b>901</b>	<b>585</b>	<b>806</b>	...
0	6,404	219	2,120	731	2,334	...	4,823	176	1,914	602	2,131	...	561	43	206	129	203	...
1	953	195	433	90	295	...	787	151	351	73	212	...	166	44	82	17	23	...
2	2,806	127	1,043	289	846	...	1,969	88	845	251	785	...	386	39	198	38	61	...
3	2,524	29	964	458	1,033	...	2,190	21	773	398	998	...	344	8	191	60	85	...
4	2,856	5	639	584	1,128	...	2,047	3	516	494	1,034	...	309	2	123	90	94	...
5	2,108	...	303	488	1,317	...	1,837	...	239	409	1,189	...	271	...	64	79	128	...
6	970	1	103	285	581	...	817	...	74	224	519	...	158	1	29	61	62	...
7	799	...	38	223	588	...	708	...	31	179	498	...	91	...	7	44	40	...
8	490	...	12	124	354	...	435	...	11	94	330	...	55	...	1	30	24	...
9	170	...	1	45	124	...	144	...	1	34	109	...	36	...	...	11	15	...
10	589	...	1	81	457	...	488	...	1	63	424	...	61	...	...	18	33	...
11	26	...	...	4	21	...	182	...	...	2	118	...	10	...	...	2	3	...
12	142	...	...	16	125	...	132	...	1	13	118	...	5	...	...	3	7	...
13	81	...	...	5	26	...	80	...	...	5	25	...	1	...	...	1	1	...
14	35	...	...	5	30	...	33	...	...	4	29	...	2	...	...	1	1	...
15 and over	150	...	...	5	145	...	146	...	...	5	141	...	4	...	...	1	4	...
Not recorded	111	...	2	9	100	...	87	...	2	7	78	...	24	...	...	2	22	...







**TABLE IX (B).**  
**Education by religion, age and years at an educational institution. Part II.—Details for districts.**  
**JERUSALEM DISTRICT.**

RELIGION and YEARS at SCHOOL, COLLEGE, etc.	POPULATION — LITERATE																				
	PERSONS							MALES							FEMALES						
	All ages	0-7	7-14	14-21	21 and over	Not recorded	All ages	0-7	7-14	14-21	21 and over	Not recorded	All ages	0-7	7-14	14-21	21 and over	Not recorded			
<b>ALL RELIGIONS</b> . . . . . <b>TOTAL</b>	<b>72,402</b>	<b>1,772</b>	<b>15,826</b>	<b>13,190</b>	<b>41,609</b>	5	<b>45,800</b>	<b>981</b>	<b>9,793</b>	<b>7,798</b>	<b>27,223</b>	5	<b>26,602</b>	<b>791</b>	<b>6,033</b>	<b>5,392</b>	<b>14,386</b>	...			
0	5,821	122	643	743	4,313	...	2,488	69	383	444	2,592	...	2,383	53	260	299	1,721	...			
1	8,728	902	1,639	294	893	...	2,344	498	1,127	191	528	...	1,884	404	512	103	365	...			
2	8,354	587	3,896	932	2,939	...	5,381	326	2,519	606	1,930	...	2,978	261	1,377	326	1,009	...			
3	8,181	128	3,485	1,233	3,335	...	5,283	70	2,093	804	2,286	...	2,918	58	1,392	429	1,039	...			
4	7,423	17	2,549	1,401	3,456	...	4,620	7	1,820	831	2,262	...	2,808	10	1,029	570	1,194	...			
5	7,815	8	1,495	4,139	4,563	...	4,553	6	987	906	2,654	...	2,768	2	686	589	1,485	...			
6	5,449	7	1,081	1,367	2,994	...	8,108	5	631	693	1,779	...	2,241	2	450	674	1,215	...			
7	4,084	...	515	1,184	2,385	...	2,465	...	308	882	1,475	...	1,619	...	207	502	910	...			
8	5,907	...	258	1,613	4,036	...	3,396	...	171	839	2,386	...	2,511	...	87	774	1,650	...			
9	2,182	...	62	677	1,453	...	1,502	...	39	430	1,033	...	690	...	23	247	420	...			
10	5,840	...	23	1,145	4,672	...	3,593	...	14	682	3,197	...	1,847	...	9	463	1,475	...			
11	985	...	...	309	656	...	689	...	...	173	416	...	376	...	...	169	240	...			
12	2,634	...	...	426	2,207	...	1,787	...	...	257	1,480	...	897	...	...	53	166	...			
13	782	...	...	143	619	...	543	...	...	90	483	...	219	...	...	32	197	...			
14	778	...	...	118	660	...	549	...	...	86	463	...	289	...	...	26	571	...			
15 and over	2,950	...	...	101	2,849	...	2,353	...	...	75	2,278	...	597	...	...	...	...	...			
Not recorded	19	...	1	9	3	...	16	...	1	9	1	...	3	...	...	...	2	...			
<b>MOSLEMS</b> . . . . . <b>TOTAL</b>	<b>17,384</b>	<b>309</b>	<b>5,001</b>	<b>3,191</b>	<b>8,879</b>	4	<b>14,853</b>	<b>224</b>	<b>4,091</b>	<b>2,574</b>	<b>7,950</b>	4	<b>2,531</b>	<b>85</b>	<b>910</b>	<b>617</b>	<b>919</b>	...			
0	871	13	121	113	624	...	758	7	94	90	568	...	112	6	27	23	56	...			
1	1,623	206	898	133	366	...	1,406	155	779	119	353	...	217	51	119	14	33	...			
2	3,631	72	1,669	444	1,346	...	3,087	49	1,407	390	1,241	...	444	23	262	54	105	...			
3	3,237	14	1,217	532	1,474	...	2,801	9	988	462	1,342	...	436	5	239	70	132	...			
4	2,401	...	645	485	1,271	...	2,000	...	486	401	1,113	...	401	...	159	84	158	...			
5	2,062	...	300	474	1,286	...	1,748	...	231	380	1,135	...	314	...	69	94	151	...			
6	957	2	115	268	572	...	782	2	84	187	489	...	195	...	31	81	83	...			
7	785	...	25	236	464	...	560	...	15	171	404	...	185	...	10	65	60	...			
8	689	...	9	173	357	...	447	...	6	128	313	...	98	...	3	45	44	...			
9	211	...	...	104	107	...	171	...	...	77	94	...	40	...	...	27	13	...			
10	652	...	1	142	509	...	588	...	...	104	454	...	94	...	1	38	85	...			
11	79	...	...	38	41	...	190	...	...	26	32	...	21	...	...	12	9	...			
12	215	...	...	39	176	...	47	...	...	30	160	...	25	...	...	9	16	...			
13	47	...	...	44	44	...	47	...	...	44	44	...	...	...	...	...	...	...			
14	49	...	...	6	43	...	42	...	...	5	42	...	...	...	...	...	...	...			
15 and over	179	...	...	...	179	...	176	...	...	...	176	...	...	...	...	...	...	...			
Not recorded	6	...	1	1	...	4	6	...	1	1	...	4	...	...	...	...	3	...			

Education by religion, age and years at an educational institution. Part II.—Details for districts.

JERUSALEM DISTRICT—continued.

RELIGION and YEARS at SCHOOL, COLLEGE, etc.	POPULATION — LITERATE																		
	PERSONS						MALES						FEMALES						
	All ages	0-7	7-14	14-21	21 and over	Not recorded	All ages	0-7	7-14	14-21	21 and over	Not recorded	All ages	0-7	7-14	14-21	21 and over	Not recorded	
<b>JEW</b>																			
0	36,537	1,137	7,240	5,934	21,226	7	19,688	9	597	3,786	2,963	12,342	15,849	540	3,454	2,971	8,884	18	19
1	2,706	95	198	243	2,259	...	1,437	52	107	1,148	132	1,148	1,358	43	91	111	1,113	...	...
2	1,317	527	404	77	309	...	588	265	179	25	69	69	779	262	225	52	240	...	...
3	2,640	399	1,229	204	808	...	1,128	218	570	75	265	265	1,519	181	659	129	543	...	...
4	2,728	96	1,459	290	888	...	1,279	55	695	125	404	404	1,454	41	784	163	484	...	...
5	2,972	14	1,377	447	1,134	...	1,453	5	735	181	537	537	1,614	9	642	266	597	...	...
6	3,200	4	1,058	510	1,678	...	1,690	2	594	291	846	846	1,560	2	464	262	832	...	...
7	3,090	1	793	670	1,616	...	1,602	...	455	291	856	856	1,478	1	338	379	760	...	...
8	2,181	...	427	555	1,139	...	1,155	...	255	284	616	616	1,478	...	172	271	573	...	...
9	4,070	...	216	1,053	2,801	...	2,233	...	147	491	1,595	1,595	1,837	...	69	562	1,206	...	...
10	938	...	59	309	570	...	2,233	...	37	159	331	331	1,837	...	22	150	239	...	...
11	8,754	...	19	722	3,013	...	2,485	...	12	423	2,050	2,050	1,269	...	7	299	963	...	...
12	663	...	...	207	355	...	318	...	...	111	205	205	246	...	...	96	150	...	...
13	1,878	...	1	327	1,550	...	1,831	...	...	199	1,032	1,032	647	...	1	128	518	...	...
14	590	...	...	121	459	...	408	...	...	73	330	330	177	...	...	48	129	...	...
15 and over	568	...	...	104	462	...	396	...	...	76	320	320	170	...	...	28	142	...	...
Not recorded	2,377	1	...	95	2,182	...	1,809	...	...	70	1,739	1,739	483	...	...	25	443	...	...
<b>CHRISTIANS</b>																			
0	19,415	326	3,583	4,058	11,447	1	11,213	160	1,916	2,256	6,880	8,202	8,202	166	1,967	1,802	4,567	...	...
1	2,150	14	324	387	1,425	...	1,291	10	182	222	877	859	859	4	142	165	548	...	...
2	787	169	337	84	197	...	399	78	169	47	105	388	388	91	168	37	92	...	...
3	2,133	116	998	284	785	...	1,166	59	542	141	424	1,017	1,017	57	456	143	361	...	...
4	2,047	18	808	411	970	...	1,181	6	410	217	548	1,026	1,026	12	398	194	422	...	...
5	1,968	2	527	469	1,048	...	1,160	2	299	249	610	887	887	1	228	220	438	...	...
6	1,409	4	314	511	1,171	...	1,113	2	162	278	670	886	886	...	152	233	501	...	...
7	1,293	...	173	429	803	...	741	3	92	215	431	609	609	...	81	214	372	...	...
8	1,288	...	63	393	777	...	716	...	38	227	451	517	517	...	25	166	326	...	...
9	1,035	...	33	384	871	...	707	...	18	218	471	561	561	...	15	166	400	...	...
10	1,431	...	3	263	769	...	799	...	2	153	604	584	584	...	1	126	165	...	...
11	320	...	...	280	1,148	...	213	...	...	36	177	107	107	...	...	27	80	...	...
12	896	...	...	60	476	...	318	...	...	28	285	239	239	...	...	32	191	...	...
13	135	...	...	19	116	...	83	...	...	14	79	42	42	...	...	5	37	...	...
14	157	...	...	7	150	...	102	...	...	4	98	55	55	...	...	3	52	...	...
15 and over	490	...	...	6	484	...	364	...	...	5	359	126	126	...	...	1	125	...	...
Not recorded	9	...	...	8	...	...	9	...	...	8	...	1	1	...	...	...	...	...	...
<b>OTHERS</b>																			
0	66	...	2	7	57	...	46	...	...	5	41	20	20	...	...	2	16	...	...
1	5	...	...	...	5	...	1	...	...	1	1	4	4	...	...	...	4	...	...
2	1	...	...	...	1	...	1	...	...	1	1	1	1	...	...	...	1	...	...
3	4	...	1	...	3	...	2	...	...	2	2	2	2	...	...	...	1	...	...
4	3	...	...	...	3	...	2	...	...	2	2	2	2	...	...	...	1	...	...
5	6	...	...	...	4	...	3	...	...	3	3	3	3	...	...	...	1	...	...
6	3	...	...	...	3	...	3	...	...	3	3	3	3	...	...	...	1	...	...
7	5	...	...	...	4	...	4	...	...	4	4	4	4	...	...	...	1	...	...
8	10	...	...	...	5	...	4	...	...	4	4	4	4	...	...	...	1	...	...
9	8	...	...	...	7	...	5	...	...	7	7	7	7	...	...	...	3	...	...
10	3	...	...	...	2	...	3	...	...	1	2	2	2	...	...	...	1	...	...
11	3	...	...	...	2	...	2	...	...	1	2	2	2	...	...	...	1	...	...
12	4	...	...	...	3	...	3	...	...	...	3	3	3	...	...	...	2	...	...
13	5	...	...	...	5	...	3	...	...	...	3	3	3	...	...	...	2	...	...
14	6	...	...	...	5	...	4	...	...	...	3	3	3	...	...	...	2	...	...
15 and over	9	...	...	...	4	...	4	...	...	...	3	3	3	...	...	...	2	...	...
Not recorded	4	...	...	...	4	...	4	...	...	...	4	4	4	...	...	...	2	...	...





TABLE IX (B).

Education by religion, age and years at an educational institution. Part II.—Details for districts.  
NORTHERN DISTRICT.

RELIGION and YEARS at SCHOOL. COLLEGE, etc.	POPULATION — LITERATE																				
	PERSONS							MALES							FEMALES						
	All ages	0-7	7-14	14-21	21 and over	Not recorded	All ages	0-7	7-14	14-21	21 and over	Not recorded	All ages	0-7	7-14	14-21	21 and over	Not recorded			
<b>ALL RELIGIONS</b> . . . . . <b>TOTAL</b>	<b>87,033</b>	<b>2,100</b>	<b>18,463</b>	<b>13,712</b>	<b>52,755</b>	<b>3</b>	<b>63,975</b>	<b>1,249</b>	<b>13,608</b>	<b>9,929</b>	<b>39,166</b>	<b>3</b>	<b>23,058</b>	<b>851</b>	<b>4,855</b>	<b>3,783</b>	<b>13,569</b>	..			
0	4,185	173	659	518	2,835	..	3,185	113	474	406	2,192	..	1,000	60	185	112	643	..			
1	4,783	1,129	2,360	319	974	..	3,784	691	1,942	270	851	..	1,028	438	418	49	123	..			
2	10,968	590	5,358	1,184	3,836	..	8,786	353	4,164	966	3,282	..	2,178	237	1,194	188	554	..			
3	11,401	185	4,392	1,786	5,038	..	9,049	84	3,272	1,460	4,233	..	2,359	101	1,120	326	805	..			
4	10,696	21	2,780	2,106	5,789	..	8,142	8	1,929	1,615	4,590	..	2,554	13	851	491	1,199	..			
5	10,100	2	1,532	2,075	6,491	..	7,587	..	998	1,540	5,049	..	2,513	2	534	535	1,442	..			
6	6,675	..	817	1,334	4,524	..	4,480	..	490	922	3,038	..	2,325	..	327	412	1,486	..			
7	5,108	..	325	1,089	3,689	..	3,486	..	193	712	2,551	..	1,647	..	182	377	1,138	..			
8	7,930	..	159	1,404	5,667	..	4,448	..	92	812	3,544	..	2,782	..	67	592	2,123	..			
9	2,888	..	41	481	1,866	..	1,674	..	22	297	1,355	..	714	..	19	184	511	..			
10	6,096	..	28	781	5,277	..	4,178	..	20	489	3,669	..	1,908	..	8	292	1,608	..			
11	1,112	..	3	194	915	..	693	..	3	119	571	..	419	..	90	75	344	..			
12	2,685	..	3	240	2,392	..	1,785	..	3	150	1,612	..	870	..	..	95	780	..			
13	766	..	..	81	674	..	638	..	..	58	470	..	227	..	..	23	204	..			
14	637	..	..	38	599	..	463	..	..	26	432	..	179	..	..	12	167	..			
15 and over	2,089	..	..	62	2,027	..	1,694	..	..	37	1,587	..	465	..	..	25	440	..			
Not recorded	181	..	6	20	162	..	189	..	6	20	160	..	2	..	..	..	2	..			
<b>MOSLEMS</b> . . . . . <b>TOTAL</b>	<b>39,153</b>	<b>610</b>	<b>10,759</b>	<b>7,105</b>	<b>20,677</b>	<b>2</b>	<b>35,165</b>	<b>432</b>	<b>9,260</b>	<b>6,163</b>	<b>19,308</b>	<b>2</b>	<b>3,988</b>	<b>178</b>	<b>1,499</b>	<b>942</b>	<b>1,366</b>	..			
0	2,080	32	315	328	1,405	..	1,909	27	277	284	1,314	..	178	5	38	44	91	..			
1	3,104	391	1,764	246	703	..	2,786	286	1,588	224	667	..	339	105	176	22	36	..			
2	7,600	162	3,682	932	2,824	..	6,804	104	3,181	854	2,665	..	786	58	501	78	159	..			
3	7,614	21	2,766	1,330	3,497	..	6,333	13	2,352	1,178	3,290	..	781	8	414	152	207	..			
4	6,390	4	1,408	1,404	3,514	..	5,678	2	1,186	1,226	3,258	..	658	2	222	178	256	..			
5	5,368	..	565	1,266	3,532	..	4,399	..	1,480	1,064	3,285	..	594	..	85	202	247	..			
6	2,232	..	176	604	1,452	..	1,947	..	40	328	1,317	..	285	..	45	105	135	..			
7	1,646	..	54	388	1,108	..	1,398	..	40	328	1,030	..	147	..	14	60	73	..			
8	1,194	..	16	308	810	..	1,006	..	13	251	742	..	188	..	3	67	68	..			
9	345	..	4	83	258	..	306	..	3	66	237	..	39	..	1	17	21	..			
10	1,090	..	2	146	882	..	966	..	2	128	836	..	64	..	..	18	46	..			
11	101	..	2	32	67	..	95	..	2	29	64	..	6	..	..	3	3	..			
12	288	..	..	27	261	..	263	..	..	21	247	..	20	..	..	6	14	..			
13	71	..	..	6	65	..	69	..	..	6	63	..	2	..	..	..	2	..			
14	65	..	..	1	64	..	63	..	..	1	61	..	3	..	..	..	3	..			
15 and over	228	..	..	3	225	..	231	..	..	1	218	..	7	..	..	..	7	..			
Not recorded	28	..	5	1	15	..	33	..	5	1	14	..	1	..	..	..	1	..			


Education by religion, age and years at an educational institution. Part II.—Details for districts.

NORTHERN DISTRICT—continued.

RELIGION and YEARS at SCHOOL, COLLEGE, etc.	POPULATION — LITERATE																	
	PERSONS						MALES						FEMALES					
	All ages	0-7	7-14	14-21	21 and over	Not recorded	All ages	0-7	7-14	14-21	21 and over	Not recorded	All ages	0-7	7-14	14-21	21 and over	Not recorded
<b>JEWES</b>	2	3	4	5	6	7	8	9	10	11	12	13	14	15	16	17	18	19
0	29,851	1,046	4,211	5,531	21,082	1	16,695	689	2,202	1,814	12,109	1	13,156	477	2,009	1,717	8,063	39
1	1,886	87	126	96	21,977	...	722	51	73	54	544	...	564	36	53	42	433	...
2	888	509	278	19	77	...	483	282	149	7	30	...	415	227	129	12	47	...
3	1,886	285	670	70	331	...	704	173	355	28	148	...	682	122	315	42	203	...
4	1,878	141	795	124	561	...	706	59	368	53	238	...	855	82	379	71	323	...
5	2,884	13	758	231	970	...	912	4	368	117	423	...	1,060	9	390	114	547	...
6	2,999	1	654	278	1,451	...	1,161	...	326	142	693	...	1,223	1	328	136	758	...
7	2,487	...	510	365	2,124	...	1,564	...	279	185	1,100	...	1,435	...	231	180	1,024	...
8	4,705	...	235	417	1,775	...	1,325	...	130	212	983	...	1,102	...	105	205	792	...
9	1,215	...	123	816	3,766	...	2,576	...	68	377	2,111	...	2,129	...	55	419	1,655	...
10	3,748	...	36	230	949	...	686	...	18	108	560	...	529	...	18	122	389	...
11	785	...	24	457	3,267	...	2,325	...	18	256	2,051	...	1,423	...	6	201	1,216	...
12	1,889	...	1	135	649	...	449	...	1	69	379	...	386	...	...	66	270	...
13	571	...	1	161	1,727	...	1,201	...	1	104	1,096	...	688	...	...	22	631	...
14	480	...	...	59	512	...	369	...	...	37	332	...	202	...	...	22	180	...
15 and over	1,497	...	...	29	451	...	880	...	...	19	311	...	150	...	...	10	140	...
Not recorded	8	...	...	44	1,453	...	1,135	...	...	26	1,109	...	362	...	...	18	344	...
<b>CHRISTIANS</b>	16,501	406	3,099	2,866	10,130	...	10,852	225	1,835	1,781	7,011	...	5,649	181	1,264	1,085	3,119	...
0	668	43	178	81	360	...	447	29	110	57	251	...	215	14	68	24	109	...
1	670	211	279	42	138	...	407	110	169	27	101	...	268	101	110	15	37	...
2	1,667	125	879	144	519	...	1,030	73	525	85	347	...	687	52	354	59	172	...
3	1,898	22	749	298	829	...	1,221	11	437	200	573	...	677	11	312	98	256	...
4	2,179	4	551	431	1,193	...	1,375	2	321	238	814	...	804	2	230	193	379	...
5	2,171	1	283	492	1,395	...	1,443	...	167	302	974	...	728	1	116	190	421	...
6	1,372	...	123	350	899	...	678	...	72	225	581	...	494	...	51	125	318	...
7	1,060	...	34	273	773	...	697	...	21	164	512	...	383	...	13	109	261	...
8	1,842	...	17	276	1,049	...	824	...	9	164	651	...	518	...	8	112	398	...
9	818	...	1	168	649	...	675	...	1	123	551	...	143	...	2	73	339	...
10	1,263	...	2	176	1,085	...	849	...	...	103	746	...	414	...	...	45	98	...
11	217	...	...	27	190	...	145	...	...	21	124	...	72	...	...	6	66	...
12	650	...	2	51	397	...	290	...	2	25	263	...	160	...	...	26	134	...
13	107	...	...	15	92	...	84	...	...	14	70	...	28	...	...	1	22	...
14	91	...	...	8	83	...	65	...	...	6	59	...	28	...	...	2	24	...
15 and over	351	...	...	15	336	...	259	...	...	8	251	...	92	...	...	7	85	...
Not recorded	163	...	1	19	143	...	163	...	1	19	143	...	...	...	...	...	...	...
<b>OTHERS</b>	1,528	38	394	210	886	...	1,263	23	311	171	758	...	265	15	83	39	128	...
0	157	11	40	13	93	...	114	6	14	11	83	...	43	5	26	2	10	...
1	125	18	39	12	56	...	114	13	36	12	53	...	58	5	3	...	3	...
2	315	8	127	38	142	...	257	3	103	29	122	...	39	5	24	9	20	...
3	268	1	82	34	151	...	239	1	67	29	132	...	39	...	15	5	19	...
4	215	...	63	40	112	...	183	...	54	34	95	...	32	...	9	6	17	...
5	182	...	30	39	113	...	154	...	25	32	97	...	28	...	5	7	16	...
6	72	...	8	15	49	...	61	...	8	13	40	...	11	...	...	2	12	...
7	51	...	2	11	38	...	36	...	2	8	26	...	15	...	...	3	12	...
8	49	...	3	4	42	...	42	...	2	...	40	...	7	...	...	4	2	...
9	10	...	...	...	10	...	38	...	...	...	7	...	3	...	...	...	2	...
10	45	...	...	2	43	...	38	...	...	2	36	...	3	...	...	...	3	...
11	9	...	...	1	9	...	4	...	...	...	4	...	7	...	...	...	7	...
12	8	...	...	1	7	...	6	...	...	...	6	...	5	...	...	...	5	...
13	6	...	...	1	5	...	6	...	...	...	5	...	1	...	...	...	1	...
14	1	...	...	...	1	...	1	...	...	...	1	...	2	...	...	...	1	...
15 and over	13	...	...	...	13	...	9	...	...	...	9	...	4	...	...	...	4	...
Not recorded	2	...	...	...	2	...	2	...	...	...	2	...	2	...	...	...	...	...







**TABLE X.**

---

**LANGUAGE.**

---

This table is divided in three parts :

Part I is a summary of the languages habitually spoken in Palestine showing the distribution by districts and sub-districts.

Part II gives the distribution by religion.

Part III gives similar information for each religion separately distributed by districts and sub-districts.

As in Table IX details are shown only for the three main religions, the minor religions being grouped together under the heading "Others".

"Chaldean" includes also the language returned as "Assyrian".

Jews returning Spanish as their usual language are tabulated under the language described as Español (Jewish Dialect).

TABLE X.  
Language. Part I.—Summary.

## ALL RELIGIONS.

LANGUAGES IN HABITUAL USE	PALESTINE			SOUTHERN DISTRICT			GAZA Sub-district		BEERSHEBA Sub-district		JAFFA Sub-district		RAMLE Sub-district	
	Persons	Males	Females	Persons	Males	Females	Males	Females	Males	Females	Males	Females	Males	Females
I	2	3	4	5	6	7	8	9	10	11	12	13	14	15
ALL LANGUAGES	969,268	491,258	478,010	304,532	155,983	148,549	46,802	47,302	1,667	1,434	72,707	67,827	34,807	31,986
1. Abyssinian .....	140	94	46	1	1	...	...	...	...	...	1	...	...	...
2. Afghan .....	18	13	...	2	2	...	...	...	...	...	2	...	...	...
3. Albanian .....	2	...	2	...	...	...	...	...	...	...	...	...	...	...
4. Arabic .....	779,081	394,301	384,780	223,231	114,431	108,800	46,524	47,096	1,653	1,424	36,794	32,446	29,460	27,834
5. Aramic (Targum)..	35	14	21	8	1	7	...	...	...	...	1	7	...	...
6. Armenian .....	2,768	1,273	1,495	535	295	240	8	15	...	...	250	194	37	31
7. Basque .....	2	2	...	...	...	...	...	...	...	...	...	...	...	...
8. Bokharian .....	37	16	21	6	2	4	...	...	...	...	2	4	...	...
9. Bosnian .....	2	1	1	...	...	...	...	...	...	...	...	...	...	...
10. Brazilian (Portug.)	4	4	...	3	3	...	...	...	...	...	3	...	...	...
11. Bulgarian .....	32	10	22	9	2	7	...	...	...	...	2	7	...	...
12. Catalan .....	1	1	...	...	...	...	...	...	...	...	...	...	...	...
13. Caucasian Dialect.	2	1	1	2	1	1	...	...	...	...	1	1	...	...
14. Chaldean .....	70	63	7	...	...	...	...	...	...	...	...	...	...	...
15. Chinese .....	21	20	1	20	19	1	...	...	...	...	19	1	...	...
16. Circassian .....	838	404	434	...	...	...	...	...	...	...	...	...	...	...
17. Czech .....	9	5	4	...	...	...	...	...	...	...	...	...	...	...
18. Danish .....	6	2	4	1	...	1	...	...	...	...	...	1	...	...
19. Dutch .....	9	7	2	...	...	...	...	...	...	...	...	...	...	...
20. English .....	5,304	3,988	1,316	1,247	935	312	23	5	6	2	257	163	649	142
21. Español (Jew. Dial.)	865	301	564	289	94	195	...	...	1	4	88	179	5	12
22. Estonian .....	1	...	1	1	...	1	...	...	...	...	...	1	...	...
23. Finnish .....	2	2	...	...	...	...	...	...	...	...	...	...	...	...
24. Flemish .....	5	5	...	2	2	...	...	...	...	...	...	...	2	...
25. French .....	1,270	423	847	148	65	83	...	...	...	...	35	78	30	5
26. Georgian .....	50	14	36	6	...	6	...	...	...	...	...	6	...	...
27. German .....	2,492	1,073	1,419	890	414	476	...	1	...	...	405	467	9	8
28. Greek .....	1,684	878	806	174	102	72	...	1	...	...	86	60	16	11
29. Gypsy .....	151	81	70	...	...	...	...	...	...	...	...	...	...	...
30. Hebrew .....	165,488	84,981	80,507	75,285	38,655	36,630	237	180	7	2	33,886	32,625	4,525	3,823
31. Hindustani .....	7	5	2	2	2	...	...	...	...	...	...	...	2	...
32. Indian Dialects ...	32	24	8	2	1	1	1	1	...	...	...	...	...	...
33. Irish (Erse) .....	1	1	...	...	...	...	...	...	...	...	...	...	...	...
34. Italian .....	705	419	286	69	31	38	...	...	...	...	11	11	20	27
35. Javanese .....	1	1	...	...	...	...	...	...	...	...	...	...	...	...
36. Kurdish .....	124	52	72	8	5	3	4	1	...	...	...	2	1	...
37. Latin .....	3	1	2	...	...	...	...	...	...	...	...	...	...	...
38. Lithuanian .....	4	2	2	4	2	2	...	...	...	...	2	2	...	...
39. Magyar .....	62	35	27	8	6	2	...	...	...	...	6	2	...	...
40. Malayalam .....	1	1	...	...	...	...	...	...	...	...	...	...	...	...
41. Maltese .....	11	7	4	...	...	...	...	...	...	...	...	...	...	...
42. Norwegian .....	21	21	...	21	21	...	...	...	...	...	21	...	...	...
43. Persian .....	636	318	318	126	58	68	1	...	...	2	54	65	3	1
44. Polish .....	64	18	46	12	5	7	...	...	...	...	4	7	1	...
45. Portuguese .....	7	4	3	...	...	...	...	...	...	...	...	...	...	...
46. Rumanian .....	44	7	37	1	...	1	...	...	...	...	...	1	...	...
47. Russian .....	881	212	669	208	82	126	...	...	...	...	78	123	4	3
48. Serbian .....	22	17	5	4	3	1	...	...	...	...	3	1	...	...
49. Slavic .....	6	5	1	1	...	1	...	...	...	...	...	1	...	...
50. Spanish .....	129	85	44	12	11	1	...	...	...	...	7	1	4	...
51. Sudanese (Berber).	13	8	5	...	...	...	...	...	...	...	...	...	...	...
52. Swedish .....	6	3	3	...	...	...	...	...	...	...	...	...	...	...
53. Swiss .....	2	...	2	...	...	...	...	...	...	...	...	...	...	...
54. Syriac .....	121	27	94	...	...	...	...	...	...	...	...	...	...	...
55. Takrurian .....	1	1	...	...	...	...	...	...	...	...	...	...	...	...
56. Tatar Group .....	12	...	12	10	...	10	...	...	...	...	...	10	...	...
57. Turkish .....	1,268	598	670	152	77	75	3	1	...	...	68	68	6	6
58. Tuscan (Italian) ..	3	1	2	3	1	2	...	...	...	...	1	2	...	...
59. Welsh .....	3	1	2	...	...	...	...	...	...	...	...	...	...	...
60. Yiddish (German)..	4,694	1,407	3,287	2,029	654	1,375	1	1	...	...	620	1,291	33	83

TABLE X.

Language. Part I.—Summary.

ALL RELIGIONS.—continued.

JERUSALEM DISTRICT			HEBRON Sub-district		BETHLEHEM Sub-district		JERUSALEM Sub-district		JERICHO Sub-district		RAMALLAH Sub-district	
Persons	Males	Females	Males	Females	Males	Females	Males	Females	Males	Females	Males	Females
16	17	18	19	20	21	22	23	24	25	26	27	28
257,490	128,536	128,954	32,987	32,643	8,023	8,758	66,612	66,049	2,111	1,245	18,803	20,259
138	92	46	...	...	...	...	85	46	7	...	...	...
10	10	...	...	...	...	...	10	...	...	...	...	...
2	...	2	...	...	...	...	...	2	...	...	...	...
194,392	97,431	96,961	32,888	32,568	7,729	8,581	36,227	34,409	1,822	1,197	18,765	20,206
24	12	12	...	...	...	...	12	12	...	...	...	...
1,884	794	1,090	...	2	20	14	757	1,062	5	3	12	9
1	1	...	...	...	...	...	1	...	...	...	...	...
31	14	17	...	...	...	...	14	17	...	...	...	...
...	...	...	...	...	...	...	...	...	...	...	...	...
1	1	...	...	...	...	...	1	...	...	...	...	...
21	7	14	...	...	...	...	7	14	...	...	...	...
1	1	...	...	...	...	...	1	...	...	...	...	...
...	...	...	...	...	...	...	...	...	...	...	...	...
63	60	3	...	...	3	...	51	3	...	...	6	...
...	...	...	...	...	...	...	...	...	...	...	...	...
4	3	1	...	...	...	...	3	1	...	...	...	...
9	5	4	...	...	1	...	4	4	...	...	...	...
4	1	3	...	...	...	...	1	3	...	...	...	...
8	6	2	...	...	...	...	6	2	...	...	...	...
2,241	1,552	689	17	4	9	11	1,518	660	3	1	5	19
525	186	339	...	...	1	1	185	338	...	...	...	...
...	...	...	...	...	...	...	...	...	...	...	...	...
2	2	...	...	...	...	...	2	...	...	...	...	...
2	2	...	...	...	1	...	1	...	...	...	...	...
617	234	383	...	...	69	70	165	305	...	4	...	4
44	14	30	...	...	...	...	14	30	...	...	...	3
680	283	397	...	1	5	8	276	387	...	...	2	1
1,260	643	617	...	...	53	11	547	588	38	9	5	9
37	23	14	9	6	...	...	10	7	...	...	4	1
51,538	25,851	25,687	72	62	3	6	25,548	25,602	228	16	...	1
1	1	...	...	...	...	...	1	...	...	...	...	...
23	20	3	...	...	...	...	20	3	...	...	...	...
1	1	...	...	...	...	...	1	...	...	...	...	...
413	258	155	...	...	90	27	168	128	...	...	...	...
1	1	...	...	...	...	...	1	...	...	...	...	...
87	35	52	...	...	...	...	35	52	...	...	...	...
3	1	2	...	...	...	...	1	2	...	...	...	...
...	...	...	...	...	...	...	...	...	...	...	...	...
30	16	14	...	...	...	...	16	14	...	...	...	...
1	1	...	...	...	...	...	1	...	...	...	...	...
11	7	4	...	...	1	...	6	4	...	...	...	...
...	...	...	...	...	...	...	...	...	...	...	...	...
254	114	140	...	...	1	1	113	139	...	...	...	...
45	12	33	...	...	1	1	11	32	...	...	...	...
7	4	3	...	...	1	...	...	...	...	...	3	3
29	2	27	...	...	...	...	...	26	2	1	...	...
563	87	481	...	...	7	7	79	463	1	11	...	...
14	10	4	...	...	...	...	10	4	...	...	...	...
5	5	...	...	...	...	...	5	...	...	...	...	...
97	63	34	...	...	11	6	52	24	...	...	...	4
12	7	5	...	...	...	...	7	5	...	...	...	...
6	3	3	...	...	...	...	3	3	...	...	...	...
...	...	...	...	...	...	...	...	...	...	...	...	...
121	27	94	...	...	6	4	21	84	...	...	...	6
1	1	...	...	...	...	...	1	...	...	...	...	...
2	...	2	...	...	...	...	...	2	...	...	...	...
685	295	390	1	...	3	5	287	380	3	3	1	2
...	...	...	...	...	...	...	...	...	...	...	...	...
...	...	...	...	...	...	...	...	...	...	...	...	...
1,534	337	1,197	...	...	8	5	327	1,192	2	...	...	...

**TABLE X.**  
**Language. Part I.—Summary.**  
**ALL RELIGIONS.—continued.**

LANGUAGES IN HABITUAL USE	NORTHERN DISTRICT			TULKARM Sub-district		NABLUS Sub-district		JENIN Sub-district	
	Persons	Males	Females	Males	Females	Males	Females	Males	Females
29	30	31	32	33	34	35	36	37	38
ALL LANGUAGES .....	407,246	206,739	200,507	23,466	22,862	33,670	34,920	20,268	21,143
1. Abyssinian .....	1	1	...	...	...	...	...	...	...
2. Afghan .....	1	1	...	1	...	...	...	...	...
3. Albanian .....	...	...	...	...	...	...	...	...	...
4. Arabic .....	361,458	182,439	179,019	23,017	22,624	33,565	34,777	20,253	21,129
5. Aramic (Targum) .....	3	1	2	...	...	...	...	...	...
6. Armenian .....	849	184	165	...	...	...	1	...	...
7. Basque .....	1	1	...	...	...	...	...	...	...
8. Bokharian .....	...	...	...	...	...	...	...	...	...
9. Bosnian .....	2	1	1	...	...	...	...	...	...
10. Brazilian (Portuguese) .....	...	...	...	...	...	...	...	...	...
11. Bulgarian .....	2	1	1	...	...	...	...	...	...
12. Catalan .....	...	...	...	...	...	...	...	...	...
13. Caucasian Dialect .....	...	...	...	...	...	...	...	...	...
14. Chaldean .....	7	3	4	...	...	...	...	...	...
15. Chinese .....	1	1	...	...	...	...	...	...	...
16. Circassian .....	834	401	433	...	...	...	...	...	...
17. Czech .....	...	...	...	...	...	...	...	...	...
18. Danish .....	1	1	...	...	...	...	...	...	...
19. Dutch .....	1	1	...	...	...	...	...	...	...
20. English .....	1,818	1,501	315	14	7	86	22	7	3
21. Español (Jew Dial.) .....	51	21	30	3	2	...	...	...	...
22. Estonian .....	...	...	...	...	...	...	...	...	...
23. Finnish .....	...	...	...	...	...	...	...	...	...
24. Flemish .....	1	1	...	...	...	...	...	...	...
25. French .....	505	124	381	...	...	1	2	...	...
26. Georgian .....	...	...	...	...	...	...	...	...	...
27. German .....	922	376	546	1	...	2	...	...	2
28. Greek .....	250	133	117	...	...	1	1	1	...
29. Gypsy .....	114	58	56	...	...	...	...	...	...
30. Hebrew .....	38,685	20,475	18,190	422	226	7	3	...	1
31. Hindustani .....	4	2	2	...	...	...	...	...	...
32. Indian Dialects .....	7	3	4	...	...	...	...	...	...
33. Irish (Erse) .....	...	...	...	...	...	...	...	...	...
34. Italian .....	223	130	93	...	...	...	...	...	...
35. Javanese .....	...	...	...	...	...	...	...	...	...
36. Kurdish .....	29	12	17	...	...	1	4	...	...
37. Latin .....	...	...	...	...	...	...	...	...	...
38. Lithuanian .....	...	...	...	...	...	...	...	...	...
39. Magyar .....	24	13	11	...	...	...	...	...	...
40. Malayalam .....	...	...	...	...	...	...	...	...	...
41. Maltese .....	...	...	...	...	...	...	...	...	...
42. Norwegian .....	...	...	...	...	...	...	...	...	...
43. Persian .....	256	146	110	...	...	...	...	...	1
44. Polish .....	7	1	6	...	...	...	...	...	...
45. Portuguese .....	...	...	...	...	...	...	...	...	...
46. Rumanian .....	14	5	9	...	...	...	...	...	...
47. Russian .....	105	43	62	...	...	...	...	1	5
48. Serbian .....	4	4	...	...	...	...	...	...	...
49. Slavic .....	...	...	...	...	...	...	...	...	...
50. Spanish .....	20	11	9	...	...	1	4	...	...
51. Sudanese (Berber) .....	1	1	...	...	...	...	...	...	...
52. Swedish .....	...	...	2	...	...	...	...	...	...
53. Swiss .....	2	...	...	...	...	...	...	...	...
54. Syriac .....	...	...	...	...	...	...	...	...	...
55. Takrurian .....	...	...	...	...	...	...	...	...	...
56. Tatar Group .....	...	...	...	...	...	...	...	...	...
57. Turkish .....	421	226	205	4	...	6	6	5	2
58. Tuscan (Italian) .....	...	...	...	...	...	...	...	...	...
59. Welsh .....	3	1	2	...	...	...	...	...	...
60. Yiddish (German) .....	1,121	416	715	4	3	...	...	1	...

TABLE X.

Language. Part I.—Summary.

ALL RELIGIONS.—concluded.

BEISAN Sub-district		NAZARETH Sub-district		TIBERIAS Sub-district		HAIFA Sub-district		ACRE Sub-district		SAFAD Sub-district	
Males	Females	Males	Females	Males	Females	Males	Females	Males	Females	Males	Females
39	40	41	42	43	44	45	46	47	48	49	50
8,045	7,078	14,077	14,515	13,736	13,239	50,522	44,950	23,177	21,965	19,778	19,935
...	...	...	...	...	...	1	...	...	...	...	...
...	...	...	...	...	...	...	...	...	...	...	...
6,929	6,221	12,071	12,791	9,439	9,039	36,413	32,669	22,956	21,782	17,796	17,987
...	...	...	...	...	...	1	2	...	...	...	...
4	3	29	28	6	5	132	113	12	15	1	...
...	...	1	...	...	...	...	...	...	...	...	...
...	...	...	...	...	...	1	1	...	...	...	...
...	...	...	...	...	...	1	1	...	...	...	...
...	...	...	...	...	...	3	4	...	...	...	...
4	7	1	1	296	320	4	7	...	...	97	98
...	...	...	...	...	...	1	...	...	...	...	...
...	...	...	...	...	...	1	...	...	...	...	...
4	...	216	22	39	15	1,059	225	22	6	54	15
...	...	...	1	...	...	15	26	3	1	...	...
...	...	...	...	...	...	...	...	...	...	...	...
...	...	...	...	...	...	1	...	...	...	...	...
...	...	51	77	...	...	68	289	2	11	2	2
...	...	...	...	...	...	...	...	...	...	...	...
5	2	14	17	14	13	339	503	...	7	1	2
2	1	5	3	4	4	112	108	8	...	...	...
...	...	...	...	11	13	...	...	14	12	33	31
1,073	818	1,596	1,456	3,860	3,726	11,787	10,311	94	65	1,636	1,584
...	...	1	...	...	2	1	...	...	...	...	...
...	...	...	...	...	...	3	4	...	...	...	...
...	...	43	27	7	9	80	57	...	...	...	...
...	...	...	...	...	...	...	...	...	...	...	...
...	...	...	...	2	...	8	13	...	...	1	...
...	...	...	...	...	...	...	...	...	...	...	...
...	...	1	1	1	1	11	9	...	...	...	...
...	...	...	...	...	...	...	...	...	...	...	...
...	...	3	...	7	3	94	73	40	33	2	...
...	...	...	...	1	1	...	5	...	...	...	...
...	...	...	2	...	...	5	7	...	...	...	...
...	...	1	7	9	17	32	33	...	...	...	...
...	...	...	...	...	...	4	...	...	...	...	...
...	...	...	1	4	1	5	2	1	1	...	...
...	...	...	...	1	...	...	...	...	...	...	...
...	...	...	...	...	...	...	2	...	...	...	...
...	...	...	...	...	...	...	...	...	...	...	...
20	15	9	5	13	7	150	148	13	22	6	...
...	...	...	...	...	...	...	...	...	...	...	...
...	...	...	...	...	...	1	2	...	...	...	...
4	11	35	76	22	63	189	336	12	10	149	216



TABLE X.

## Language. Part II.—Summary by religions.

LANGUAGES IN HABITUAL USE	ALL RELIGIONS			MOSLEMS			JEWS			CHRISTIANS			OTHERS		
	Persons	Males	Females	Persons	Males	Females	Persons	Males	Females	Persons	Males	Females	Persons	Males	Females
1	2	3	4	5	6	7	8	9	10	11	12	13	14	15	16
<b>ALL LANGUAGES</b>	<b>969,268</b>	<b>491,258</b>	<b>478,010</b>	<b>693,159</b>	<b>352,172</b>	<b>340,987</b>	<b>174,610</b>	<b>88,100</b>	<b>86,510</b>	<b>91,398</b>	<b>45,896</b>	<b>45,502</b>	<b>10,101</b>	<b>5,090</b>	<b>5,011</b>
1. Abyssinian .....	140	94	46	...	...	...	...	...	...	140	94	46	...	...	...
2. Afghan .....	13	13	...	13	13	...	...	...	...	...	...	...	...	...	...
3. Albanian .....	2	...	2	2	2	2	...	...	...	...	...	...	...	...	...
4. Arabic .....	779,081	394,301	384,780	691,879	351,502	340,377	2,216	925	1,291	75,548	37,152	38,396	9,438	4,722	4,716
5. Aramic (Targum)..	35	14	21	...	...	...	35	14	21	...	...	...	...	...	...
6. Armenian .....	2,768	1,273	1,495	...	...	...	1	1	...	2,767	1,272	1,495	...	...	...
7. Basque .....	2	2	...	...	...	...	...	...	...	2	2	...	...	...	...
8. Bokharian .....	37	16	21	...	...	...	37	16	21	...	...	...	...	...	...
9. Bosnian .....	2	1	1	2	1	1	...	...	...	...	...	...	...	...	...
10. Brazilian (Portug.)	4	4	...	...	...	...	...	...	...	4	4	...	...	...	...
11. Bulgarian .....	32	10	22	...	...	...	11	2	9	21	8	13	...	...	...
12. Catalan .....	1	1	...	...	...	...	...	...	...	1	1	...	...	...	...
13. Caucasian Dialect.	2	1	1	...	...	...	2	1	1	...	...	...	...	...	...
14. Chaldean .....	70	63	7	...	...	...	...	...	...	70	63	7	...	...	...
15. Chinese .....	21	20	1	1	1	...	...	...	...	20	19	1	...	...	...
16. Circassian .....	838	404	434	827	398	429	7	3	4	4	3	1	...	...	...
17. Czech .....	9	5	4	...	...	...	...	...	...	8	4	4	1	1	...
18. Danish .....	6	2	4	...	...	...	4	2	2	2	...	2	...	...	...
19. Dutch .....	9	7	2	...	...	...	1	...	1	8	7	1	...	...	...
20. English .....	5,804	3,988	1,316	36	17	19	298	126	170	4,962	3,841	1,121	10	4	6
21. Español (Jew. Dial.)	865	301	564	...	...	...	865	301	564	...	...	...	...	...	...
22. Estonian .....	1	...	1	...	...	...	...	...	...	1	...	1	...	...	...
23. Finnish .....	2	2	...	...	...	...	1	1	...	1	1	...	...	...	...
24. Flemish .....	5	5	...	...	...	...	...	...	...	5	5	...	...	...	...
25. French .....	1,270	423	847	6	2	4	81	25	56	1,175	393	782	8	3	5
26. Georgian .....	50	14	36	...	...	...	50	14	36	...	...	...	...	...	...
27. German .....	2,492	1,073	1,419	2	1	1	270	108	162	2,214	960	1,254	6	4	2
28. Greek .....	1,634	878	806	2	1	1	15	6	9	1,667	871	796	...	...	...
29. Gypsy .....	151	81	70	151	81	70	...	...	...	...	...	...	...	...	...
30. Hebrew .....	165,488	84,981	80,507	8	7	1	165,177	84,808	80,369	13	7	6	290	159	131
31. Hindustani .....	7	5	2	4	4	...	2	...	2	1	1	...	...	...	...
32. Indian Dialects ...	32	24	8	30	23	7	...	...	...	2	1	1	...	...	...
33. Irish (Erse) .....	1	1	...	...	...	...	...	...	...	1	1	...	...	...	...
34. Italian .....	705	419	286	...	...	...	3	2	1	702	417	285	...	...	...
35. Javanese .....	1	1	...	1	1	...	...	...	...	...	...	...	...	...	...
36. Kurdish .....	124	52	72	19	10	9	101	39	62	4	3	1	...	...	...
37. Latin .....	3	1	2	...	...	...	...	...	...	3	1	2	...	...	...
38. Lithuanian .....	4	2	2	...	...	...	4	2	2	...	...	...	...	...	...
39. Magyar .....	62	35	27	...	...	...	51	32	19	11	3	8	...	...	...
40. Malayalam .....	1	1	...	...	...	...	...	...	...	1	1	...	...	...	...
41. Maltese .....	11	7	4	...	...	...	...	...	...	11	7	4	...	...	...
42. Norwegian .....	21	21	...	...	...	...	...	...	...	21	21	...	...	...	...
43. Persian .....	636	318	318	3	2	1	873	166	207	6	4	2	254	146	108
44. Polish .....	64	18	46	...	...	...	19	2	17	44	16	28	1	...	1
45. Portuguese .....	7	4	3	6	3	3	...	...	...	1	1	...	...	...	...
46. Rumanian .....	44	7	37	...	...	...	18	5	13	26	2	24	...	...	...
47. Russian .....	881	212	669	1	1	...	289	108	161	608	101	505	5	2	3
48. Serbian .....	22	17	5	...	...	...	8	7	1	14	10	4	...	...	...
49. Slavic .....	6	5	1	...	...	...	1	...	1	5	5	...	...	...	...
50. Spanish .....	129	85	44	3	1	2	...	...	...	123	82	41	3	2	1
51. Sudanese (Berber).	13	8	5	12	7	5	...	...	...	1	1	...	...	...	...
52. Swedish .....	6	3	3	...	...	...	1	...	1	5	3	2	...	...	...
53. Swiss .....	2	...	2	...	...	...	1	...	1	1	...	1	...	...	...
54. Syriac .....	121	27	94	...	...	...	...	...	...	121	27	94	...	...	...
55. Takturian .....	1	1	...	1	1	...	...	...	...	...	...	...	...	...	...
56. Tatar Group .....	12	...	12	...	...	...	12	...	12	...	...	...	...	...	...
57. Turkish .....	1,268	598	670	150	95	55	65	22	43	1,052	480	572	1	1	...
58. Tuscan (Italian) ..	3	1	2	...	...	...	3	1	2	...	...	...	...	...	...
59. Welsh .....	3	1	2	...	...	...	...	...	...	3	1	2	...	...	...
60. Yiddish (German).	4,694	1,407	3,287	...	...	...	4,610	1,361	3,249	...	...	...	84	46	38









TABLE X.

Language. Part III.—Details by religion, districts and sub-districts.

## JEWS.

LANGUAGES IN HABITUAL USE	PALESTINE			SOUTHERN DISTRICT			GAZA Sub-district		BEERSHEBA Sub-district		JAFFA Sub-district		RAMLE Sub-district	
	Persons	Males	Females	Persons	Males	Females	Males	Females	Males	Females	Males	Females	Males	Females
1	2	3	4	5	6	7	8	9	10	11	12	13	14	15
<b>ALL LANGUAGES</b>	<b>174,610</b>	<b>88,100</b>	<b>86,510</b>	<b>78,723</b>	<b>39,827</b>	<b>38,896</b>	<b>240</b>	<b>181</b>	<b>9</b>	<b>8</b>	<b>35,008</b>	<b>34,781</b>	<b>4,570</b>	<b>3,926</b>
1. Abyssinian .....	...	...	...	...	...	...	...	...	...	...	...	...	...	...
2. Afghan .....	...	...	...	...	...	...	...	...	...	...	...	...	...	...
3. Albanian .....	...	...	...	...	...	...	...	...	...	...	...	...	...	...
4. Arabic .....	2,216	925	1,291	749	307	442	2	...	1	2	304	439	...	1
5. Aramic (Targum)..	35	14	21	8	1	7	...	...	...	...	1	7	...	...
6. Armenian .....	1	1	...	1	1	...	...	...	...	...	1	...	...	...
7. Basque .....	...	...	...	...	...	...	...	...	...	...	...	...	...	...
8. Bokharian .....	37	16	21	6	2	4	...	...	...	...	2	4	...	...
9. Bosnian .....	...	...	...	...	...	...	...	...	...	...	...	...	...	...
10. Brazilian (Portug.)	...	...	...	...	...	...	...	...	...	...	...	...	...	...
11. Bulgarian .....	11	2	9	8	1	7	...	...	...	...	1	7	...	...
12. Catalan .....	...	...	...	...	...	...	...	...	...	...	...	...	...	...
13. Caucasian Dialect.	2	1	1	2	1	1	...	...	...	...	1	1	...	...
14. Chaldean .....	...	...	...	...	...	...	...	...	...	...	...	...	...	...
15. Chinese .....	...	...	...	...	...	...	...	...	...	...	...	...	...	...
16. Circassian .....	7	3	4	...	...	...	...	...	...	...	...	...	...	...
17. Czech .....	...	...	...	...	...	...	...	...	...	...	...	...	...	...
18. Danish .....	4	2	2	...	...	...	...	...	...	...	...	...	...	...
19. Dutch .....	1	...	1	...	...	...	...	...	...	...	...	...	...	...
20. English .....	296	126	170	106	48	58	...	...	...	...	44	58	4	...
21. Español (Jew.Dial.)	865	301	564	289	94	195	...	...	1	4	88	179	5	12
22. Estonian .....	...	...	...	...	...	...	...	...	...	...	...	...	...	...
23. Finnish .....	1	1	...	...	...	...	...	...	...	...	...	...	...	...
24. Flemish .....	...	...	...	...	...	...	...	...	...	...	...	...	...	...
25. French .....	81	25	56	20	5	15	...	...	...	...	5	15	...	...
26. Georgian .....	50	14	36	6	...	6	...	...	...	...	...	6	...	...
27. German .....	270	108	162	133	52	81	...	...	...	...	52	77	...	4
28. Greek .....	15	6	9	2	1	1	...	...	...	...	1	1	...	...
29. Gypsy .....	...	...	...	...	...	...	...	...	...	...	...	...	...	...
30. Hebrew .....	165,177	84,808	80,369	75,060	38,542	36,518	237	180	7	2	33,773	32,513	4,525	3,823
31. Hindustani .....	2	...	2	...	...	...	...	...	...	...	...	...	...	...
32. Indian Dialects ...	...	...	...	...	...	...	...	...	...	...	...	...	...	...
33. Irish (Erse) .....	...	...	...	...	...	...	...	...	...	...	...	...	...	...
34. Italian .....	3	2	1	2	1	1	...	...	...	...	1	1	...	...
35. Javanese .....	...	...	...	...	...	...	...	...	...	...	...	...	...	...
36. Kurdish .....	101	39	62	1	...	1	...	...	...	...	...	1	...	...
37. Latin .....	...	...	...	...	...	...	...	...	...	...	...	...	...	...
38. Lithuanian .....	4	2	2	4	2	2	...	...	...	...	2	2	...	...
39. Magyar .....	51	32	19	8	6	2	...	...	...	...	6	2	...	...
40. Malayalam .....	...	...	...	...	...	...	...	...	...	...	...	...	...	...
41. Maltese .....	...	...	...	...	...	...	...	...	...	...	...	...	...	...
42. Norwegian .....	...	...	...	...	...	...	...	...	...	...	...	...	...	...
43. Persian .....	373	166	207	112	49	63	...	...	...	...	49	63	...	...
44. Polish .....	19	2	17	8	2	6	...	...	...	...	2	6	...	...
45. Portuguese .....	...	...	...	...	...	...	...	...	...	...	...	...	...	...
46. Rumanian .....	18	5	13	1	...	1	...	...	...	...	...	1	...	...
47. Russian .....	289	108	161	166	61	105	...	...	...	...	58	102	3	3
48. Serbian .....	8	7	1	4	3	1	...	...	...	...	3	1	...	...
49. Slavic .....	1	...	6	1	...	1	...	...	...	...	...	1	...	...
50. Spanish .....	...	...	...	...	...	...	...	...	...	...	...	...	...	...
51. Sudanese (Berber).	...	...	...	...	...	...	...	...	...	...	...	...	...	...
52. Swedish .....	1	...	1	...	...	...	...	...	...	...	...	...	...	...
53. Swiss .....	1	...	1	...	...	...	...	...	...	...	...	...	...	...
54. Syriac .....	...	...	1	...	...	...	...	...	...	...	...	...	...	...
55. Takrurian .....	...	...	...	...	...	...	...	...	...	...	...	...	...	...
56. Tatar Group .....	12	...	12	10	...	10	...	...	...	...	...	10	...	...
57. Turkish .....	65	22	43	48	21	27	...	...	...	...	...	27	...	...
58. Tuscan (Italian) ..	3	1	2	3	1	2	...	...	...	...	1	2	...	...
59. Welsh .....	...	...	...	...	...	...	...	...	...	...	...	...	...	...
60. Yiddish (German)..	4,610	1,361	3,249	1,965	626	1,339	1	1	...	...	592	1,255	33	83

TABLE X.

Language. Part III.—Details by religion, districts and sub-districts.

JEWS.—continued.

JERUSALEM DISTRICT			HEBRON Sub-district		BETHLEHEM Sub-district		JERUSALEM Sub-district		JERICHO Sub-district		RAMALLAH Sub-district	
Persons	Males	Females	Males	Females	Males	Females	Males	Females	Males	Females	Males	Females
16	17	18	19	20	21	22	23	24	25	26	27	28
54,959	26,894	28,065	72	63	22	20	26,573	27,965	227	16	...	1
...	...	...	...	...	...	...	...	...	...	...	...	...
627	242	385	...	...	3	2	239	383	...	...	...	...
24	12	12	...	...	...	...	12	12	...	...	...	...
...	...	...	...	...	...	...	...	...	...	...	...	...
31	14	17	...	...	...	...	14	17	...	...	...	...
...	...	...	...	...	...	...	...	...	...	...	...	...
2	1	1	...	...	...	...	1	1	...	...	...	...
...	...	...	...	...	...	...	...	...	...	...	...	...
...	...	...	...	...	...	...	...	...	...	...	...	...
...	...	...	...	...	...	...	...	...	...	...	...	...
3	1	2	...	...	...	...	1	2	...	...	...	...
1	...	1	...	...	...	...	...	1	...	...	...	...
188	55	83	...	...	...	...	55	83	...	...	...	...
525	186	339	...	...	1	1	185	338	...	...	...	...
...	...	...	...	...	...	...	...	...	...	...	...	...
1	1	...	...	...	...	...	1	...	...	...	...	...
...	...	...	...	...	...	...	...	...	...	...	...	...
32	5	27	...	...	...	...	5	27	...	...	...	...
...	...	...	...	...	...	...	...	...	...	...	...	...
44	14	30	...	...	...	...	14	30	...	...	...	...
77	27	50	...	1	1	2	26	47	...	...	...	...
9	3	6	...	...	...	1	3	5	...	...	...	...
...	...	...	...	...	...	...	...	...	...	...	...	...
51,502	25,831	25,671	72	62	3	3	25,529	25,589	227	16	...	1
...	...	...	...	...	...	...	...	...	...	...	...	...
...	...	...	...	...	...	...	...	...	...	...	...	...
1	1	...	...	...	...	...	1	...	...	...	...	...
...	...	...	...	...	...	...	...	...	...	...	...	...
82	31	51	...	...	...	...	31	51	...	...	...	...
...	...	...	...	...	...	...	...	...	...	...	...	...
...	...	...	...	...	...	...	...	...	...	...	...	...
20	13	7	...	...	...	...	13	7	...	...	...	...
...	...	...	...	...	...	...	...	...	...	...	...	...
...	...	...	...	...	...	...	...	...	...	...	...	...
251	111	140	...	...	1	1	110	139	...	...	...	...
6	...	6	...	...	...	...	...	6	...	...	...	...
...	...	...	...	...	...	...	...	...	...	...	...	...
8	...	3	...	...	...	...	...	3	...	...	...	...
37	17	20	...	...	5	4	12	16	...	...	...	...
...	...	...	...	...	...	...	...	...	...	...	...	...
...	...	...	...	...	...	...	...	...	...	...	...	...
1	...	1	...	...	...	...	...	1	...	...	...	...
...	...	...	...	...	...	...	...	...	...	...	...	...
...	...	...	...	...	...	...	...	...	...	...	...	...
2	...	2	...	...	...	...	...	2	...	...	...	...
17	1	16	...	...	...	1	1	15	...	...	...	...
...	...	...	...	...	...	...	...	...	...	...	...	...
...	...	...	...	...	...	...	...	...	...	...	...	...
1,523	328	1,195	...	...	8	5	320	1,190	...	...	...	...

TABLE X.

Language. Part III.—Details by religion, districts and sub-districts.

JEWS.—continued.

LANGUAGES IN HABITUAL USE	NORTHERN DISTRICT			TULKARM Sub-district		NABLUS Sub-district		JENIN Sub-district	
	Persons	Males	Females	Males	Females	Males	Females	Males	Females
29	30	31	32	33	34	35	36	37	38
ALL LANGUAGES .....	40,928	21,379	19,549	434	232	7	3	2	2
1. Abyssinian .....	...	...	...	...	...	...	...	...	...
2. Afghan .....	...	...	...	...	...	...	...	...	...
3. Albanian .....	...	...	...	...	...	...	...	...	...
4. Arabic .....	840	376	464	3	1	...	...	1	...
5. Aramic (Targum) .....	3	1	2	...	...	...	...	...	...
6. Armenian .....	...	...	...	...	...	...	...	...	...
7. Basque .....	...	...	...	...	...	...	...	...	...
8. Bokharian .....	...	...	...	...	...	...	...	...	...
9. Bosnian .....	...	...	...	...	...	...	...	...	...
10. Brazilian (Portug.) .....	1	...	1	...	...	...	...	...	...
11. Bulgarian .....	...	...	...	...	...	...	...	...	...
12. Caralan .....	...	...	...	...	...	...	...	...	...
13. Caucasian Dialect .....	...	...	...	...	...	...	...	...	...
14. Chaldean .....	...	...	...	...	...	...	...	...	...
15. Chinese .....	...	...	...	...	...	...	...	...	...
16. Circassian .....	7	3	4	...	...	...	...	...	...
17. Czech .....	...	...	...	...	...	...	...	...	...
18. Danish .....	1	1	...	...	...	...	...	...	...
19. Dutch .....	...	...	...	...	...	...	...	...	...
20. English .....	52	23	29	1	...	...	...	...	1
21. Espanol (Jew. Dial.) .....	51	21	30	3	2	...	...	...	...
22. Estonian .....	...	...	...	...	...	...	...	...	...
23. Finnish .....	...	...	...	...	...	...	...	...	...
24. Flemish .....	...	...	...	...	...	...	...	...	...
25. French .....	29	15	14	...	...	...	...	...	...
26. Georgian .....	...	...	...	...	...	...	...	...	...
27. German .....	60	29	31	1	...	...	...	...	...
28. Greek .....	4	2	2	...	...	...	...	...	...
29. Gypsy .....	...	...	...	...	...	...	...	...	...
30. Hebrew .....	38,615	20,435	18,180	422	226	7	3	...	1
31. Hindustani .....	2	...	2	...	...	...	...	...	...
32. Indian Dialects .....	...	...	...	...	...	...	...	...	...
33. Irish (Erse) .....	...	...	...	...	...	...	...	...	...
34. Italian .....	...	...	...	...	...	...	...	...	...
35. Javanese .....	...	...	...	...	...	...	...	...	...
36. Kurdish .....	18	8	10	...	...	...	...	...	...
37. Latin .....	...	...	...	...	...	...	...	...	...
38. Lithuanian .....	...	...	...	...	...	...	...	...	...
39. Magyar .....	23	13	10	...	...	...	...	...	...
40. Malayalam .....	...	...	...	...	...	...	...	...	...
41. Maltese .....	...	...	...	...	...	...	...	...	...
42. Norwegian .....	...	...	...	...	...	...	...	...	...
43. Persian .....	10	6	4	...	...	...	...	...	...
44. Polish .....	5	...	5	...	...	...	...	...	...
45. Portuguese .....	...	...	...	...	...	...	...	...	...
46. Rumanian .....	14	5	9	...	...	...	...	...	...
47. Russian .....	66	30	36	...	...	...	...	...	...
48. Serbian .....	4	4	...	...	...	...	...	...	...
49. Slavic .....	...	...	...	...	...	...	...	...	...
50. Spanish .....	...	...	...	...	...	...	...	...	...
51. Sudanese (Berber) .....	...	...	...	...	...	...	...	...	...
52. Swedish .....	...	...	...	...	...	...	...	...	...
53. Swiss .....	1	...	1	...	...	...	...	...	...
54. Syriac .....	...	...	...	...	...	...	...	...	...
55. Takrurian .....	...	...	...	...	...	...	...	...	...
56. Tatar Group .....	...	...	...	...	...	...	...	...	...
57. Turkish .....	...	...	...	...	...	...	...	...	...
58. Tuscan (Italian) .....	...	...	...	...	...	...	...	...	...
59. Welsh .....	...	...	...	...	...	...	...	...	...
60. Yiddish (German) .....	1,122	407	715	4	3	...	...	1	...

TABLE X.

Language. Part III.—Details by religion, districts and sub-districts.

JEWES.—concluded.

NAZARETH Sub-district		BEISAN Sub-district		TIBERIAS Sub-district		HAIFA Sub-district		ACRE Sub-district		SAFAD Sub-district	
Males	Females	Males	Females	Males	Females	Males	Females	Males	Females	Males	Females
39	40	41	42	43	44	45	46	47	48	49	50
1,829	1,543	1,102	848	3,921	3,864	12,286	11,081	162	134	1,836	1,842
...	...	...	...	...	...	...	...	...	...	...	...
2	4	27	20	36	64	213	281	50	56	44	38
...	...	...	...	...	...	1	2	...	...	...	...
...	...	...	...	...	...	...	1	...	...	...	...
...	...	...	...	...	...	...	3	3	...	...	...
...	...	...	...	...	...	1	...	...	...	...	...
...	...	...	...	...	...	18	25	1	...	3	2
...	1	...	...	...	1	15	26	3	1	...	...
...	...	...	...	...	...	...	...	...	...	...	...
1	...	...	...	...	...	10	10	2	2	2	2
...	...	...	...	...	...	...	...	...	...	...	...
3	2	...	...	3	2	21	26	...	...	1	1
...	...	...	...	...	...	2	2	...	...	...	...
1,587	1,455	1,071	817	3,856	3,726	11,763	10,304	94	65	1,635	1,583
...	...	...	...	...	2	...	6	10	...	...	...
...	...	...	...	...	...	...	...	...	...	...	...
1	1	...	...	1	...	11	9	...	...	...	...
...	...	...	...	...	...	...	...	...	...	...	...
...	...	...	...	...	1	4	4	...	...	2	...
...	...	...	...	...	...	...	4	4	...	...	...
...	2	...	...	...	...	5	7	...	...	...	...
1	1	...	...	1	5	28	30	...	...	...	...
...	...	...	...	...	...	4	...	...	...	...	...
...	...	...	...	...	...	...	...	...	...	...	...
...	...	...	...	...	...	...	1	...	...	...	...
...	...	...	...	...	...	...	...	...	...	...	...
...	...	...	...	...	...	...	...	...	...	...	...
...	...	...	...	...	...	...	...	...	...	...	...
34	76	4	11	22	63	181	336	12	10	149	216









TABLE X.

Language. Part III.—Details by religion, districts and sub-districts.


## OTHERS.

LANGUAGES IN HABITUAL USE	PALESTINE			SOUTHERN DISTRICT			GAZA Sub-district		BEERSHEBA Sub-district		JAFFA Sub-district		RAMLE Sub-district	
	Persons	Males	Females	Persons	Males	Females	Males	Females	Males	Females	Males	Females	Males	Females
1	2	3	4	5	6	7	8	9	10	11	12	13	14	15
ALL LANGUAGES	10,101	5,090	5,011	332	166	166	1	...	2	3	155	159	2	4
1. Abyssinian .....	...	...	...	...	...	...	...	...	...	...	...	...	...	...
2. Afghan .....	...	...	...	...	...	...	...	...	...	...	...	...	...	...
3. Albanian .....	...	...	...	...	...	...	...	...	...	...	...	...	...	...
4. Arabic .....	9,438	4,722	4,716	29	19	10	...	...	2	1	12	6	5	3
5. Aramic (Targum) ..	...	...	...	...	...	...	...	...	...	...	...	...	...	...
6. Armenian .....	...	...	...	...	...	...	...	...	...	...	...	...	...	...
7. Basque .....	...	...	...	...	...	...	...	...	...	...	...	...	...	...
8. Bokharian .....	...	...	...	...	...	...	...	...	...	...	...	...	...	...
9. Bosnian .....	...	...	...	...	...	...	...	...	...	...	...	...	...	...
10. Brazilian (Portug.) ..	...	...	...	...	...	...	...	...	...	...	...	...	...	...
11. Bulgarian .....	...	...	...	...	...	...	...	...	...	...	...	...	...	...
12. Catalan .....	...	...	...	...	...	...	...	...	...	...	...	...	...	...
13. Caucasian Dialect ..	...	...	...	...	...	...	...	...	...	...	...	...	...	...
14. Chaldean .....	...	...	...	...	...	...	...	...	...	...	...	...	...	...
15. Chinese .....	...	...	...	...	...	...	...	...	...	...	...	...	...	...
16. Circassian .....	...	...	...	...	...	...	...	...	...	...	...	...	...	...
17. Czech .....	1	1	...	...	...	...	...	...	...	...	...	...	...	...
18. Danish .....	...	...	...	...	...	...	...	...	...	...	...	...	...	...
19. Dutch .....	...	...	...	...	...	...	...	...	...	...	...	...	...	...
20. English .....	10	4	6	2	1	1	...	...	...	...	1	1	...	...
21. Español (Jew. Dial.) ..	...	...	...	...	...	...	...	...	...	...	...	...	...	...
22. Estonian .....	...	...	...	...	...	...	...	...	...	...	...	...	...	...
23. Finnish .....	...	...	...	...	...	...	...	...	...	...	...	...	...	...
24. Flemish .....	...	...	...	...	...	...	...	...	...	...	...	...	...	...
25. French .....	8	3	5	5	1	4	...	...	...	...	1	4	...	...
26. Georgian .....	...	...	...	...	...	...	...	...	...	...	...	...	...	...
27. German .....	6	4	2	2	2	...	...	...	...	...	2	...	...	...
28. Greek .....	...	...	...	...	...	...	...	...	...	...	...	...	...	...
29. Gypsy .....	...	...	...	...	...	...	...	...	...	...	...	...	...	...
30. Hebrew .....	290	159	131	217	108	109	...	...	...	...	108	109	...	...
31. Hindustani .....	...	...	...	...	...	...	...	...	...	...	...	...	...	...
32. Indian Dialects ...	...	...	...	...	...	...	...	...	...	...	...	...	...	...
33. Irish (Erse) .....	...	...	...	...	...	...	...	...	...	...	...	...	...	...
34. Italian .....	...	...	...	...	...	...	...	...	...	...	...	...	...	...
35. Javanese .....	...	...	...	...	...	...	...	...	...	...	...	...	...	...
36. Kurdish .....	...	...	...	...	...	...	...	...	...	...	...	...	...	...
37. Latin .....	...	...	...	...	...	...	...	...	...	...	...	...	...	...
38. Lithuanian .....	...	...	...	...	...	...	...	...	...	...	...	...	...	...
39. Magyar .....	...	...	...	...	...	...	...	...	...	...	...	...	...	...
40. Malayalam .....	...	...	...	...	...	...	...	...	...	...	...	...	...	...
41. Maltese .....	...	...	...	...	...	...	...	...	...	...	...	...	...	...
42. Norwegian .....	...	...	...	...	...	...	...	...	...	...	...	...	...	...
43. Persian .....	254	146	108	7	4	3	1	...	...	2	...	...	3	1
44. Polish .....	1	...	1	...	...	...	...	...	...	...	...	...	...	...
45. Portuguese .....	...	...	...	...	...	...	...	...	...	...	...	...	...	...
46. Rumanian .....	...	...	...	...	...	...	...	...	...	...	...	...	...	...
47. Russian .....	5	2	3	3	1	2	...	...	...	...	1	2	...	...
48. Serbian .....	...	...	...	...	...	...	...	...	...	...	...	...	...	...
49. Slavic .....	...	...	...	...	...	...	...	...	...	...	...	...	...	...
50. Spanish .....	3	2	1	3	2	1	...	...	...	...	2	1	...	...
51. Sudanese (Berber) ..	...	...	...	...	...	...	...	...	...	...	...	...	...	...
52. Swedish .....	...	...	...	...	...	...	...	...	...	...	...	...	...	...
53. Swiss .....	...	...	...	...	...	...	...	...	...	...	...	...	...	...
54. Syriac .....	...	...	...	...	...	...	...	...	...	...	...	...	...	...
55. Takurian .....	...	...	...	...	...	...	...	...	...	...	...	...	...	...
56. Tatar Group .....	...	...	...	...	...	...	...	...	...	...	...	...	...	...
57. Turkish .....	1	1	...	...	...	...	...	...	...	...	...	...	...	...
58. Tuscan (Italian) ..	...	...	...	...	...	...	...	...	...	...	...	...	...	...
59. Welsh .....	...	...	...	...	...	...	...	...	...	...	...	...	...	...
60. Yiddish (German)..	84	46	38	64	28	36	...	...	...	...	28	36	...	...









**T A B L E X I .**

---

**BIRTHPLACE.**

---

This table shows for the settled population their countries of birth. It is divided in four parts :

Part I is a summary for Palestine showing the distribution by religion.

Part II gives similar information for the three districts.

Part III gives similar information for the urban population as a whole.

Part IV gives details of birthplace in the towns of each district and details of birthplace and religion in the four principal towns.

The various places of birth have been arranged in accordance with the classification adopted for Tables XII and XIII.

TABLE XI.  
Birthplace.—Part I.—Summary.

ALL PALESTINE.

COUNTRIES	TOTAL PERSONS			MOSLEMS			JEWS			CHRISTIANS			OTHERS		
	Persons	Males	Females	Persons	Males	Females	Persons	Males	Females	Persons	Males	Females	Persons	Males	Females
	2	3	4	5	6	7	8	9	10	11	12	13	14	15	16
<b>GRAND TOTAL</b> .....	<b>969,268</b>	<b>491,258</b>	<b>478,010</b>	<b>693,159</b>	<b>352,172</b>	<b>340,987</b>	<b>174,610</b>	<b>88,100</b>	<b>86,510</b>	<b>91,398</b>	<b>45,896</b>	<b>45,502</b>	<b>10,101</b>	<b>5,090</b>	<b>5,011</b>
<b>I. PALESTINE</b> .....	<b>836,576</b>	<b>420,999</b>	<b>415,577</b>	<b>680,653</b>	<b>344,747</b>	<b>335,906</b>	<b>73,195</b>	<b>35,851</b>	<b>37,344</b>	<b>73,564</b>	<b>35,782</b>	<b>37,782</b>	<b>9,164</b>	<b>4,619</b>	<b>4,545</b>
<b>II. ADJACENT ASIATIC TERRITORIES</b> .....	<b>14,349</b>	<b>7,337</b>	<b>7,012</b>	<b>8,364</b>	<b>4,531</b>	<b>3,833</b>	<b>1,668</b>	<b>775</b>	<b>893</b>	<b>3,821</b>	<b>1,810</b>	<b>2,011</b>	<b>496</b>	<b>221</b>	<b>275</b>
1. Sinai .....	2	2	...	2	2	...	...	...	...	...	...	...	...	...	...
2. Syria .....	10,686	4,964	5,722	5,521	2,638	2,883	1,663	771	892	3,011	1,336	1,575	...	219	272
3. Trans-Jordan .....	3,661	2,371	1,290	2,841	1,891	980	5	4	1	810	474	336	5	2	3
<b>III. MEDITERRANEAN ISLANDS</b> .....	<b>328</b>	<b>188</b>	<b>140</b>	<b>15</b>	<b>7</b>	<b>8</b>	<b>99</b>	<b>52</b>	<b>47</b>	<b>213</b>	<b>128</b>	<b>85</b>	<b>1</b>	<b>1</b>	<b>...</b>
4. Greek Islands .....	16	12	4	6	3	3	3	2	1	7	7	...	...	...	...
5. Cyprus .....	250	147	103	8	4	4	71	41	30	170	101	...	...	1	...
6. Malta .....	27	17	10	...	...	...	...	...	...	27	17	10	...	...	...
7. Others .....	35	12	23	1	...	...	25	9	16	9	3	6	...	...	...
<b>IV. CERTAIN AFRICAN TERRITORIES</b> .....	<b>4,149</b>	<b>2,645</b>	<b>1,504</b>	<b>2,319</b>	<b>1,657</b>	<b>662</b>	<b>964</b>	<b>483</b>	<b>481</b>	<b>856</b>	<b>500</b>	<b>366</b>	<b>10</b>	<b>5</b>	<b>5</b>
8. Abyssinia .....	160	104	56	3	1	2	6	3	3	151	100	51	...	...	...
9. Egypt .....	3,989	2,541	1,448	2,316	1,656	660	958	480	478	705	400	305	10	5	5
<b>V. OTHER ASIATIC TERRITORIES</b> .....	<b>20,862</b>	<b>10,705</b>	<b>10,157</b>	<b>1,069</b>	<b>703</b>	<b>366</b>	<b>15,607</b>	<b>7,881</b>	<b>7,726</b>	<b>4,098</b>	<b>2,069</b>	<b>2,029</b>	<b>88</b>	<b>52</b>	<b>36</b>
10. Hejaz-Nejd .....	227	184	43	223	182	41	3	2	1	1	...	1	...	...	...
11. Iraq .....	4,352	2,190	2,162	51	41	10	4,028	1,993	2,035	261	148	113	12	8	4
12. Yemen .....	5,162	2,683	2,479	77	57	20	5,085	2,626	2,459	...	...	...	...	...	...
13. Other Arabian Territories .....	724	351	373	10	9	1	704	336	368	10	6	4	...	...	...
14. Persia .....	2,940	1,521	1,419	17	13	4	2,840	1,459	1,381	20	11	9	...	...	...
15. Turkey .....	6,303	3,127	3,176	515	246	269	2,238	1,117	1,121	3,544	1,762	1,762	6	2	4
16. Central Asiatic Territories .....	801	476	415	110	96	14	604	296	308	176	84	92	1	3	1
17. Indian Continent .....	223	153	69	63	57	6	80	42	38	74	51	23	5	1	2
18. Far Eastern Asia .....	40	19	21	3	2	1	24	9	15	12	7	...	...	...	...
19. Others .....	1	1	...	...	...	...	1	1	...	...	...	...	...	...	...
<b>VI. OTHER AFRICAN TERRITORIES</b> .....	<b>2,002</b>	<b>1,062</b>	<b>940</b>	<b>494</b>	<b>395</b>	<b>99</b>	<b>1,453</b>	<b>636</b>	<b>817</b>	<b>55</b>	<b>31</b>	<b>24</b>	<b>...</b>	<b>...</b>	<b>...</b>
20. Algeria .....	214	147	67	142	109	33	68	35	33	4	3	1	...	...	...
21. Morocco .....	1,508	750	758	290	191	29	1,283	556	727	5	3	2	...	...	...
22. Tripoli .....	48	30	18	37	25	8	8	3	3	3	2	...	...	...	...
23. Tunis .....	147	85	62	86	63	23	55	21	34	6	1	5	...	...	...
24. Others .....	85	50	35	9	7	2	39	21	18	37	22	15	...	...	...

TABLE XI.

## Birthplace.—Part I.—Summary.

## ALL PALESTINE.—concluded.

COUNTRIES	TOTAL PERSONS			MOSLEMS			JEWS			CHRISTIANS			OTHERS		
	Persons	Males	Females	Persons	Males	Females	Persons	Males	Females	Persons	Males	Females	Persons	Males	Females
VII. EUROPEAN TERRITORIES .....	88,572	47,074	41,498	88	48	40	80,347	41,747	38,600	7,807	5,092	2,715	330	187	143
25. Albania .....	9	4	5	0	1	5	...	...	...	3	...	...	...	...	...
26. Austria .....	660	346	314	2	2	...	612	318	294	41	24	17	...	2	3
27. Belgium .....	66	39	27	...	...	...	35	19	16	31	20	11	...	...	...
28. Bulgaria .....	1,801	635	666	1	...	...	1,268	622	646	32	13	19	...	...	...
29. Czecho-Slovakia .....	514	317	197	...	...	...	483	305	188	20	11	9	...	1	...
30. Danzig .....	10	4	6	...	...	...	10	4	6	...	...	...	...	...	...
31. Denmark .....	37	26	11	...	...	...	8	4	4	29	22	7	...	...	...
32. Estonia .....	28	12	17	...	...	...	28	12	16	1	...	...	...	...	...
33. Finland .....	5	1	4	...	...	...	4	1	3	1	...	...	...	...	...
34. France .....	816	366	450	...	16	4	254	120	134	541	229	312	...	1	1
35. Germany .....	2,085	883	1,152	...	...	...	1,181	562	619	852	320	532	...	2	1
36. Gibraltar .....	8	3	...	...	8	...	1	1	...	2	2	...	...	...	...
37. Greece .....	1,753	964	789	19	...	11	1,233	653	580	501	303	198	...	...	...
38. Holland .....	78	37	36	...	...	...	52	18	34	21	19	2	...	1	...
39. Hungary .....	852	447	405	...	...	...	827	437	390	24	9	15	...	1	...
40. Irish Free State .....	8	6	2	...	...	...	...	...	...	8	6	2	...	...	...
41. Italy .....	648	360	288	4	3	1	91	41	50	553	316	237	...	...	...
42. Latvia .....	1,294	672	622	...	...	...	1,280	665	615	5	2	3	...	5	4
43. Lithuania .....	3,873	1,937	1,936	...	...	...	3,861	1,934	1,927	4	1	3	...	2	6
44. Norway .....	22	21	1	...	...	...	...	...	...	22	21	1	...	...	...
45. Poland .....	86,013	19,256	16,757	8	...	3	35,776	19,122	16,654	53	22	31	...	181	69
46. Portugal .....	5	2	3	...	...	...	...	...	...	2	2	...	...	...	...
47. Rumania .....	5,097	2,607	2,460	2	2	...	5,011	2,588	2,423	43	11	...	...	11	5
48. Spain .....	151	118	33	4	...	...	33	19	14	114	99	15	...	6	...
49. Sweden .....	40	12	28	...	...	...	5	2	3	35	10	25	...	...	...
50. Switzerland .....	119	49	70	1	...	...	68	26	37	53	22	31	...	1	1
51. United Kingdom .....	4,529	3,662	867	2	...	2	404	184	220	4,120	3,475	645	...	3	3
52. U.S.S.R. ....	28,143	14,057	14,086	15	11	4	27,354	13,884	13,470	668	110	558	...	52	54
53. Yugo-Slavia .....	407	231	266	9	5	4	460	206	254	28	2	8	...	...	...
VIII. AMERICA .....	1,854	881	973	92	39	53	831	386	445	920	452	468	...	4	7
54. Canada .....	78	35	43	...	...	...	58	24	34	30	11	9	...	3	7
55. United States of America .....	1,041	491	550	38	21	17	672	315	357	321	152	169	...	10	...
56. Central & South America incl. West Indian Islands .....	735	355	380	54	18	36	101	47	54	579	289	290	...	1	...
IX. AUSTRALASIA & OCEANIA .....	81	34	47	1	1	...	38	11	27	42	22	20	...	...	...
57. Australia .....	81	34	47	1	1	...	38	11	27	42	22	20	...	...	...
X. AT SEA .....	11	6	5	1	...	1	9	5	4	1	1	...	...	...	...
XI. Not recorded .....	484	327	157	63	44	19	399	273	126	21	9	12	...	1	...

**TABLE XI.**  
**Birthplace.—Part II.—Details for districts.**  
**SOUTHERN DISTRICT.**

COUNTRIES	TOTAL PERSONS						MOSLEMS			JEWS			CHRISTIANS			OTHERS			
	Persons	Males	Females	Persons	Males	Females	Persons	Males	Females	Persons	Males	Females	Persons	Males	Females	Persons	Males	Females	
																			2
<b>I</b>																			
<b>GRAND TOTAL</b> .....	304,532	155,983	148,549	210,322	107,931	102,391	78,723	39,827	38,896	15,155	8,059	7,096	332	166	166	332	166	166	
<b>I. PALESTINE</b> .....	244,689	124,720	119,969	207,404	106,216	101,188	24,813	12,146	12,667	12,391	6,316	6,075	81	42	39	81	42	39	
<b>II. ADJACENT ASIATIC TERRITORIES</b> .....	2,093	1,057	1,036	1,263	649	614	389	186	203	436	219	216	6	3	3	6	3	3	
1. Sinai .....	2	2	...	2	2	...	...	...	...	...	...	...	...	...	...	...	...	...	
2. Syria .....	1,823	849	974	1,102	521	581	889	186	203	326	139	187	...	...	...	...	...	...	
3. Trans-jordan .....	268	206	62	159	126	33	...	...	...	106	80	29	...	...	...	...	...	...	
<b>III. MEDITERRANEAN ISLANDS</b> .....	130	76	54	7	5	2	55	29	26	67	41	26	1	1	...	1	1	...	
4. Greek Islands .....	7	5	2	3	2	1	1	...	1	3	3	...	...	...	...	...	...	...	
5. Cyprus .....	114	68	46	3	3	...	50	28	22	60	36	24	...	...	...	1	1	...	
6. Malta .....	4	2	2	...	...	...	...	...	...	4	2	2	...	...	...	...	...	...	
7. Others .....	5	1	4	1	...	1	4	1	3	...	...	...	...	...	...	...	...	...	
<b>IV. CERTAIN AFRICAN TERRITORIES</b> .....	1,771	1,004	767	1,148	678	470	465	239	226	153	86	67	5	1	...	5	1	4	
8. Abyssinia .....	5	3	2	1	...	1	3	2	1	1	1	...	...	...	...	...	...	...	
9. Egypt .....	1,766	1,001	765	1,147	678	469	462	237	225	152	85	67	...	...	...	5	1	4	
<b>V. OTHER ASIATIC TERRITORIES</b> .....	7,246	3,832	3,414	326	243	83	6,393	3,302	3,091	526	286	240	1	1	...	1	1	...	
10. Hejaz-Nejd .....	106	89	17	105	88	17	1	1	...	...	...	...	...	...	...	...	...	...	
11. Iraq .....	621	309	312	11	9	2	587	292	305	13	8	5	...	...	...	...	...	...	
12. Yemen .....	3,382	1,805	1,577	29	22	7	3,368	1,783	1,570	...	...	...	...	...	...	...	...	...	
13. Other Arabian Territories .....	667	311	346	4	3	1	651	306	345	2	2	...	...	...	...	...	...	...	
14. Persia .....	668	343	325	11	9	2	683	332	321	3	1	2	...	...	...	...	...	...	
15. Turkey .....	1,623	841	782	107	58	49	1,080	525	505	498	258	228	...	...	...	1	1	...	
16. Central Asiatic Territories .....	126	93	33	46	42	4	74	45	29	6	6	6	...	...	...	...	...	...	
17. Indian Continent .....	47	33	14	13	12	1	25	15	10	9	6	3	...	...	...	...	...	...	
18. Far Eastern Asia .....	16	8	8	...	...	...	9	3	6	7	5	2	...	...	...	...	...	...	
19. Others .....	...	...	...	...	...	...	...	...	...	...	...	...	...	...	...	...	...	...	
<b>VI. OTHER AFRICAN TERRITORIES</b> .....	252	168	84	120	101	19	126	65	61	6	2	4	...	...	...	...	...	...	
20. Algeria .....	34	33	1	34	33	1	...	...	...	...	...	...	...	...	...	...	...	...	
21. Morocco .....	187	87	50	42	38	4	25	49	46	...	...	...	...	...	...	...	...	...	
22. Tripoli .....	7	3	7	7	3	4	...	...	...	...	...	...	...	...	...	...	...	...	
23. Tunis .....	43	29	14	35	25	10	5	3	2	8	1	2	...	...	...	...	...	...	
24. Others .....	31	16	15	2	2	...	26	13	13	3	1	2	...	...	...	...	...	...	



**TABLE XI.**  
Birthplace. Part II.—Details for districts.

**JERUSALEM DISTRICT.**

COUNTRIES	TOTAL PERSONS			MOSLEMS			JEWS			CHRISTIANS			OTHERS		
	Persons	Males	Females	Persons	Males	Females	Persons	Males	Females	Persons	Males	Females	Persons	Males	Females
	2	3	4	5	6	7	8	9	10	11	12	13	14	15	16
<b>I.</b>															
<b>GRAND TOTAL</b> .....	257,490	128,536	128,954	163,947	83,012	80,935	54,959	26,894	28,065	38,488	18,567	19,921	96	63	33
<b>I. PALESTINE</b> .....	220,410	109,286	111,124	161,786	81,501	80,285	29,624	14,281	15,343	28,974	13,492	15,482	26	12	14
<b>II. ADJACENT ASIATIC TERRITORIES</b> .....	3,656	1,963	1,693	1,229	769	460	940	436	504	1,459	736	723	28	22	6
1. Sinai .....	...	...	...	...	...	...	...	...	...	...	...	...	...	...	...
2. Syria .....	2,288	1,083	1,205	388	172	214	940	436	504	884	453	481	28	22	6
3. Trans-Jordan .....	1,368	880	488	843	597	246	...	...	...	595	283	242	...	...	...
<b>III. MEDITERRANEAN ISLANDS</b> .....	122	68	54	1	...	1	21	11	10	100	57	43	...	...	...
4. Greek Islands .....	6	6	...	...	...	...	2	2	...	4	4	...	...	...	...
5. Cyprus .....	83	50	33	1	...	...	7	6	1	75	44	31	...	...	...
6. Malta .....	12	6	6	...	...	...	...	...	...	12	6	6	...	...	...
7. Others .....	21	6	15	...	...	...	12	3	9	9	3	6	...	...	...
<b>IV. CERTAIN AFRICAN TERRITORIES</b> .....	1,255	830	425	443	374	69	368	179	189	441	275	166	3	2	1
8. Abyssinia .....	160	99	51	...	...	...	3	1	2	147	98	49	...	...	...
9. Egypt .....	1,105	731	374	443	374	...	365	178	187	294	177	117	...	...	...
<b>V. OTHER ASIATIC TERRITORIES</b> .....	10,753	5,306	5,447	233	157	76	7,730	3,798	3,932	2,789	1,350	1,439	1	1	...
10. Hejaz-Nejd .....	44	32	12	48	32	11	...	...	...	1	...	1	...	...	...
11. Iraq .....	2,899	1,449	1,450	6	5	1	2,670	1,318	1,352	223	126	97	...	...	...
12. Yemen .....	1,400	676	724	18	11	2	1,387	665	722	...	...	...	...	...	...
13. Other Arabian Territories .....	48	25	23	2	2	...	38	19	19	8	4	4	...	...	...
14. Persia .....	2,093	1,062	1,031	1	1	...	2,076	1,051	1,025	15	9	6	...	...	...
15. Turkey .....	8,507	4,678	4,829	101	43	58	1,088	508	531	2,367	1,127	1,240	...	...	...
16. Central Asiatic Territories .....	624	301	323	84	33	33	461	212	249	120	56	73	...	...	...
17. Indian Continent .....	193	75	48	31	28	3	48	20	28	44	27	17	...	...	...
18. Far Eastern Asia .....	14	7	7	2	2	...	10	4	6	2	1	1	...	...	...
19. Others .....	1	1	...	...	...	...	1	1	...	...	...	...	...	...	...
<b>VI. OTHER AFRICAN TERRITORIES</b> .....	1,150	588	562	193	172	21	924	396	526	83	18	15	...	...	...
20. Algeria .....	73	55	18	49	38	4	28	15	13	3	2	1	...	...	...
21. Morocco .....	978	481	497	195	111	14	850	368	482	8	2	1	...	...	...
22. Tripoli .....	13	9	4	5	5	...	6	2	3	8	2	1	...	...	...
23. Tunis .....	54	25	29	17	16	...	34	9	25	8	3	3	...	...	...
24. Others .....	32	18	14	4	2	2	7	4	3	21	12	9	...	...	...

TABLE XI.

Birthplace. Part II.—Details for districts.

JERUSALEM DISTRICT.—concluded.

COUNTRIES	TOTAL PERSONS						MOSLEMS			JEWS			CHRISTIANS			OTHERS		
	Persons	Males	Females	Persons	Males	Females	Persons	Males	Females	Persons	Males	Females	Persons	Males	Females	Persons	Males	Females
	2	3	4	5	6	7	8	9	10	11	12	13	14	15	16	17	18	19
VII. EUROPEAN TERRITORIES	18,985	9,941	9,044	15	10	5	15,030	7,648	7,382	3,902	2,257	1,645	38	26	12	3,902	2,257	1,645
25. Albania	3	1	2	...	...	...	...	...	...	1	1	...	...	...	...	1	1	...
26. Austria	195	93	102	...	...	...	174	80	94	21	13	8	...	...	...	21	13	8
27. Belgium	19	14	5	...	...	...	7	5	2	...	...	...	...	...	...	...	...	...
28. Bulgaria	174	82	92	...	...	...	150	74	76	24	8	16	...	...	...	24	8	16
29. Czechoslovakia	187	109	78	...	...	...	171	101	70	15	7	8	...	...	...	15	7	8
30. Danzig	...	...	...	...	...	...	...	...	...	...	...	...	...	...	...	...	...	...
31. Denmark	11	2	9	...	...	...	6	1	4	...	...	...	...	...	...	6	1	5
32. Estonia	8	5	3	...	...	...	8	5	3	...	...	...	...	...	...	...	...	...
33. Finland	1	1	...	...	...	...	1	1	...	...	...	...	...	...	...	...	...	...
34. France	442	190	252	...	3	...	95	38	57	343	148	195	...	1	...	343	148	195
35. Germany	624	273	351	...	...	...	289	147	142	335	126	209	...	...	...	335	126	209
36. Gibraltar	2	2	...	...	...	...	1	1	...	...	...	...	...	...	...	1	1	...
37. Greece	676	347	329	...	2	...	329	139	190	345	206	139	...	...	...	345	206	139
38. Holland	31	20	11	...	...	...	18	7	11	13	7	...	...	...	...	13	7	...
39. Hungary	454	228	226	...	...	...	436	221	215	18	7	11	...	...	...	18	7	11
40. Irish Free State	...	...	...	...	...	...	...	...	...	...	...	...	...	...	...	...	...	...
41. Italy	378	225	153	...	...	...	19	7	12	359	218	141	...	...	...	359	218	141
42. Latvia	208	98	110	...	...	...	906	97	109	2	1	1	...	...	...	2	1	1
43. Lithuania	711	351	360	...	...	...	707	350	357	4	1	3	...	...	...	4	1	3
44. Norway	1	1	...	...	...	...	...	...	...	...	...	...	...	...	...	...	...	...
45. Poland	6,430	3,433	2,997	...	...	...	6,364	3,402	2,962	43	15	28	...	16	...	43	15	28
46. Portugal	1	1	...	...	...	...	...	...	...	...	...	...	...	...	...	...	...	...
47. Rumania	847	417	430	...	...	...	805	407	398	41	10	31	...	...	...	41	10	31
48. Spain	86	67	19	...	...	...	13	13	4	71	58	13	...	...	...	71	58	13
49. Sweden	36	23	27	...	...	...	14	4	2	34	9	25	...	...	...	34	9	25
50. Switzerland	58	23	30	...	...	...	14	4	10	37	18	19	...	...	...	37	18	19
51. United Kingdom	1,732	1,356	376	...	...	...	142	65	77	1,588	1,290	298	...	...	...	1,588	1,290	298
52. U.S.R.	5,981	2,410	2,851	...	5	...	4,685	2,321	2,364	562	78	484	...	...	...	562	78	484
53. Yugo-Slavia	414	184	230	...	...	...	389	166	223	25	18	7	...	...	...	25	18	7
VIII. AMERICA	1,066	510	556	39	23	16	273	121	152	754	366	388	...	...	...	754	366	388
54. Canada	22	12	10	...	...	...	10	5	5	12	7	5	...	...	...	12	7	5
55. United States of America	472	216	256	...	14	...	220	96	124	281	106	125	...	...	...	281	106	125
56. Central & South America incl. West Indian Islands	572	282	290	18	9	9	43	20	23	511	253	258	...	...	...	511	253	258
IX. AUSTRALASIA & OCEANIA	32	12	20	1	1	...	9	2	7	25	9	13	...	...	...	25	9	13
57. Australia	32	12	20	1	1	...	9	2	7	25	9	13	...	...	...	25	9	13
X. AT SEA	2	2	...	...	...	...	2	2	...	...	...	...	...	...	...	...	...	...
XI. Not recorded	59	30	29	7	5	2	38	18	20	14	7	7	...	...	...	14	7	7

TABLE XI.  
Birthplace. Part II.—Details for districts.

NORTHERN DISTRICT.

COUNTRIES	TOTAL PERSONS			MOSLEMS			JEWS			CHRISTIANS			OTHERS		
	Persons	Males	Females	Persons	Males	Females	Persons	Males	Females	Persons	Males	Females	Persons	Males	Females
	2	3	4	5	6	7	8	9	10	11	12	13	14	15	16
I															
GRAND TOTAL	407,246	206,739	200,507	318,890	161,229	157,661	40,928	21,379	19,549	37,755	19,270	18,485	9,673	4,861	4,812
I. PALESTINE	371,477	186,993	184,484	311,463	157,030	154,433	18,758	9,424	9,334	32,199	15,974	16,225	9,057	4,565	4,492
II. ADJACENT ASIATIC TERRITORIES	8,600	4,317	4,283	5,872	3,113	2,759	339	153	186	1,927	855	1,072	462	196	266
1. Sinai	...	...	...	...	...	...	...	...	...	...	...	...	...	...	...
2. Syria	6,575	3,032	3,543	4,033	1,945	2,088	334	149	185	1,751	744	1,007	457	194	263
3. Trans-Jordan	2,025	1,285	740	1,839	1,168	671	5	4	1	176	111	65	5	2	3
III. MEDITERRANEAN ISLANDS	76	44	32	7	2	5	23	12	11	46	30	16	...	...	...
4. Greek Islands	3	1	2	3	1	2	...	...	...	...	...	...	...	...	...
5. Cyprus	53	29	24	4	1	3	...	...	...	...	...	...	...	...	...
6. Malta	11	9	2	...	...	...	...	...	...	...	...	...	...	...	...
7. Others	9	5	4	...	...	...	...	...	...	...	...	...	...	...	...
IV. CERTAIN AFRICAN TERRITORIES	1,123	811	312	728	605	123	131	65	66	262	139	123	2	2	...
8. Abyssinia	5	2	3	2	1	1	...	...	...	...	...	...	...	...	...
9. Egypt	1,118	809	309	726	604	122	...	...	...	...	...	...	...	...	...
V. OTHER ASIATIC TERRITORIES	2,863	1,567	1,296	510	303	207	1,484	781	703	783	433	350	86	50	36
10. Hejaz-Nejd	77	63	14	75	62	13	2	1	1	...	...	...	...	...	...
11. Iraq	832	432	400	34	27	7	781	383	378	...	...	...	...	...	...
12. Yemen	380	202	178	35	24	11	345	178	167	...	...	...	...	...	...
13. Other Arabian Territories	19	15	4	4	4	...	15	4	4	...	...	...	...	...	...
14. Persia	179	116	63	5	3	2	111	76	35	2	1	1	61	36	25
15. Turkey	1,173	608	565	807	145	162	169	84	85	691	377	314	6	2	4
16. Central Asiatic Territories	1,141	82	59	30	21	9	69	39	30	41	22	19	1	1	1
17. Indian Continent	52	45	7	19	17	2	7	7	3	21	18	3	5	3	2
18. Far Eastern Asia	10	4	6	1	...	...	5	2	3	3	1	2	1	1	...
19. Others	...	...	...	...	...	...	...	...	...	...	...	...	...	...	...
VI. OTHER AFRICAN TERRITORIES	600	306	294	181	122	59	403	173	230	16	11	5	...	...	...
20. Algeria	107	59	48	66	38	28	40	20	20	1	1	...	...	...	...
21. Morocco	393	182	211	53	42	11	338	139	199	2	1	1	...	...	...
22. Tripoli	28	18	10	25	17	8	3	1	2	...	...	...	...	...	...
23. Tunis	50	31	19	34	22	12	16	9	7	...	...	...	...	...	...
24. Others	22	16	6	3	3	...	6	4	2	...	...	...	...	...	...

TABLE XI.

Birthplace. Part II.—Details for districts.

NORTHERN DISTRICT.—concluded.

COUNTRIES	TOTAL PERSONS			MOSLEMS			JEWS			CHRISTIANS			OTHERS		
	Persons	Males	Females	Persons	Males	Females	Persons	Males	Females	Persons	Males	Females	Persons	Males	Females
	2	3	4	5	6	7	8	9	10	11	12	13	14	15	16
VII. EUROPEAN TERRITORIES	22,067	12,466	9,601	56	26	30	19,585	10,647	8,938	2,363	1,746	617	63	47	16
25. Albania	6	3	2	8	1	2	...	...	...	2	2	...	...	...	...
26. Austria	197	114	83	...	...	...	...	104	74	17	9	8	...	...	...
27. Belgium	17	7	10	...	...	...	...	3	2	14	6	8	...	...	1
28. Bulgaria	180	102	78	1	...	1	175	100	75	4	4	2	...	...	...
29. Czecho-Slovakia	183	117	66	...	...	...	180	115	65	3	2	1	...	...	...
30. Danzig	2	...	2	...	...	...	2	...	2	...	...	...	...	...	...
31. Denmark	4	4	...	...	...	...	1	1	...	3	3	...	...	...	...
32. Estonia	6	2	4	...	...	...	6	2	4	...	...	...	...	...	...
33. Finland	1	...	1	...	...	...	...	...	...	...	...	...	...	...	...
34. France	240	99	141	13	9	4	83	37	46	144	53	91	...	...	...
35. Germany	570	252	318	...	...	...	284	147	137	286	105	181	...	...	...
36. Gibraltar	1	1	...	...	...	...	...	...	...	1	1	...	...	...	...
37. Greece	197	120	77	15	5	10	82	51	31	100	64	36	...	...	...
38. Holland	6	3	3	...	...	...	5	2	3	1	1	...	...	...	...
39. Hungary	190	106	84	...	...	...	188	106	82	2	2	...	...	...	...
40. Irish Free State	8	6	2	...	...	...	...	...	...	8	6	2	...	...	...
41. Italy	147	75	72	1	1	...	8	2	6	138	72	66	...	...	...
42. Latvia	275	156	119	...	...	...	272	155	117	3	3	2	...	...	...
43. Lithuania	689	366	323	...	...	...	689	366	323	...	...	...	...	...	...
44. Norway	...	...	...	...	...	...	...	...	...	...	...	...	...	...	...
45. Poland	8,740	4,801	3,939	1	1	1	8,686	4,760	3,926	6	4	2	47	37	10
46. Portugal	2	1	1	...	...	...	1	1	1	1	1	...	...	...	...
47. Rumania	1,819	951	868	1	1	...	1,811	945	866	2	2	...	...	...	...
48. Spain	39	33	6	2	...	...	5	3	2	32	30	2	5	4	1
49. Sweden	2	1	1	...	...	...	...	...	...	1	1	...	...	...	...
50. Switzerland	17	6	11	1	1	1	10	4	6	6	2	4	...	...	...
51. United Kingdom	1,622	1,409	213	1	...	...	79	36	43	1,541	1,372	169	1	1	4
52. U.S.R.	6,888	3,701	3,165	8	4	4	6,805	3,687	3,118	45	6	39	8	4	...
53. Yugo-Slavia	42	30	12	9	5	4	31	23	8	2	2	...	...	...	...
VIII. AMERICA	307	138	169	47	15	32	119	51	68	139	72	67	2	...	2
54. Canada	13	6	7	...	...	...	9	3	6	4	3	1	...	...	...
55. United States of America	177	80	97	13	7	6	89	36	53	73	37	36	...	...	...
56. Central & South America incl. West Indian Islands	117	52	65	84	8	26	21	12	9	62	32	30	2	...	2
IX. AUSTRALASIA & OCEANIA	20	10	10	...	...	...	6	1	5	14	9	5	...	...	...
57. Australia	20	10	10	...	...	...	6	1	5	14	9	5	...	...	...
X. AT SEA	2	1	1	1	...	1	1	1	...	...	...	...	...	...	...
XI Not recorded	111	86	25	25	13	12	79	71	8	6	1	5	1	1	...

**TABLE XI.**  
**Birthplace. Part III.—Summary for towns.**  
**URBAN POPULATION.**

COUNTRIES	TOTAL PERSONS			MOSLEMS			JEWS			CHRISTIANS			OTHERS		
	Persons	Males	Females	Persons	Males	Females	Persons	Males	Females	Persons	Males	Females	Persons	Males	Females
	2	3	4	5	6	7	8	9	10	11	12	13	14	15	16
<b>I</b>															
<b>GRAND TOTAL</b> .....	387,291	197,003	190,288	188,075	98,518	89,557	128,467	62,950	65,517	69,250	34,762	34,488	1,499	773	726
<b>I. PALESTINE</b> .....	293,154	148,476	144,678	181,423	94,492	86,931	56,560	27,250	29,310	54,121	26,195	27,926	1,050	539	511
<b>II. ADJACENT ASIATIC TERRITORIES</b> .....	8,699	4,289	4,410	3,927	2,094	1,833	1,501	679	822	3,174	1,468	1,706	97	48	49
1. Sinai .....	...	...	...	...	...	...	...	...	...	...	...	...	...	...	...
2. Syria .....	7,342	3,322	4,020	3,176	1,475	1,701	1,497	676	821	2,576	1,124	1,452	...	47	46
3. Trans-Jordan .....	1,357	967	390	751	619	132	4	3	1	398	344	254	4	1	3
<b>III. MEDITERRANEAN ISLANDS</b> .....	275	157	118	13	6	7	75	39	36	187	112	75	...	...	...
4. Greek Islands .....	14	11	3	5	3	2	3	2	1	6	6	...	...	...	...
5. Cyprus .....	206	121	85	7	3	4	49	29	20	150	89	61	...	...	...
6. Malta .....	22	14	8	...	...	...	...	...	...	22	14	8	...	...	...
7. Others .....	38	11	22	1	...	...	...	8	...	9	3	6	...	...	...
<b>IV. CERTAIN AFRICAN TERRITORIES</b> .....	3,291	2,053	1,238	1,620	1,166	454	862	420	442	799	462	337	10	5	5
8. Abyssinia .....	151	95	56	3	1	2	4	1	3	144	93	51	...	...	...
9. Egypt .....	3,140	1,958	1,182	1,617	1,165	452	868	419	439	655	369	286	...	...	...
<b>V. OTHER ASIATIC TERRITORIES</b> .....	17,548	8,877	8,671	706	462	244	12,965	6,490	6,475	3,816	1,886	1,930	61	39	22
10. Hejaz-Nejd .....	148	116	27	140	115	25	2	1	1	1	...	...	...	...	...
11. Iraq .....	3,952	1,969	1,983	36	31	5	3,670	1,819	1,851	235	126	109	...	7	4
12. Yemen .....	3,487	1,800	1,687	38	30	8	3,448	1,770	1,679	...	...	...	...	...	...
13. Other Arabian Territories .....	697	331	366	7	6	1	682	321	361	8	4	4	...	...	...
14. Persia .....	2,777	1,429	1,348	16	12	4	2,698	1,377	1,321	19	11	8	...	...	...
15. Turkey .....	5,533	2,699	2,834	344	154	190	1,870	920	950	3,316	1,624	1,692	...	...	...
16. Central Asiatic Territories .....	780	373	357	71	66	5	498	235	261	168	72	90	...	...	...
17. Indian Continent .....	197	131	66	52	46	6	77	40	37	67	44	23	...	...	...
18. Far Eastern Asia .....	31	14	17	2	2	...	20	6	14	8	...	...	...	...	...
19. Others .....	1	1	...	...	...	...	1	1	...	...	...	...	...	...	...
<b>VI. OTHER AFRICAN TERRITORIES</b> .....	1,676	841	835	255	222	33	1,370	590	780	51	29	22	...	...	...
20. Algeria .....	132	92	40	66	58	8	32	32	31	8	2	1	...	...	...
21. Morocco .....	1,342	631	711	126	111	15	1,211	517	694	5	3	2	...	...	...
22. Tripoli .....	25	18	7	14	13	1	8	3	5	3	2	1	...	...	...
23. Tunis .....	102	56	46	48	36	7	58	19	34	6	1	5	...	...	...
24. Others .....	75	44	31	6	4	2	35	19	16	34	21	13	...	...	...

TABLE XI.

Birthplace. Part III.—Summary for towns.

URBAN POPULATION.—concluded.

COUNTRIES	TOTAL PERSONS				MOSLEMS			JEWS			CHRISTIANS			OTHERS		
	Persons	Males	Females	Persons	Males	Females	Persons	Males	Females	Persons	Males	Females	Persons	Males	Females	
	2	3	4	5	6	7	8	9	10	11	12	13	14	15	16	
VII. EUROPEAN TERRITORIES	60,697	31,314	29,393	63	32	31	54,106	26,956	27,150	6,259	4,189	2,070	269	137	132	
25. Albania	7	2	5	6	1	5	...	...	...	1	1	...	...	...	...	
26. Austria	531	273	258	2	2	...	485	247	238	40	23	17	4	1	3	
27. Belgium	46	26	20	...	...	...	21	11	10	25	15	10	...	...	...	
28. Bulgaria	901	417	484	1	...	...	872	404	468	28	13	15	...	...	...	
29. Czecho-Slovakia	308	183	125	...	...	...	287	171	116	20	11	9	1	1	...	
30. Danzig	7	3	4	...	...	...	7	3	4	...	...	...	...	...	...	
31. Denmark	33	24	9	...	...	...	6	4	2	27	20	...	...	...	...	
32. Estonia	21	8	13	...	...	...	9	8	12	1	...	...	...	...	...	
33. Finland	4	1	3	...	...	...	20	1	2	1	...	...	...	...	...	
34. France	700	311	389	15	12	3	218	104	114	466	194	272	1	1	...	
35. Germany	1,499	618	881	...	...	...	851	383	468	647	235	412	1	1	...	
36. Gibraltar	2	2	...	...	...	...	1	...	...	1	...	...	...	...	...	
37. Greece	1,595	838	757	19	8	11	1,178	617	561	398	213	185	...	...	...	
38. Holland	42	20	22	...	...	...	31	11	20	11	9	...	...	...	...	
39. Hungary	702	349	353	...	...	...	680	341	339	22	8	14	...	...	...	
40. Irish Free State	8	6	2	...	...	...	...	...	...	8	6	...	...	...	...	
41. Italy	458	244	214	4	3	1	68	28	35	391	213	178	...	...	...	
42. Latvia	827	407	420	...	...	...	813	400	413	5	2	3	...	...	...	
43. Lithuania	2,349	1,116	1,233	...	...	...	2,387	1,113	1,224	4	1	3	...	...	...	
44. Norway	22	21	1	...	...	...	...	...	...	22	21	1	...	...	...	
45. Poland	23,709	12,211	11,498	3	...	...	23,524	12,119	11,405	51	21	30	131	71	60	
46. Portugal	4	1	3	...	...	...	3	...	...	1	1	...	...	...	...	
47. Rumania	3,084	1,467	1,567	1	1	...	2,991	1,457	1,534	36	7	29	6	2	4	
48. Spain	115	89	26	...	...	...	27	15	12	88	74	14	...	...	...	
49. Sweden	39	11	28	...	...	...	5	2	3	34	9	25	...	...	...	
50. Switzerland	104	43	61	...	...	...	52	22	30	49	20	29	...	...	...	
51. United Kingdom	3,848	3,123	725	...	...	...	3,825	147	178	3,519	2,973	546	...	...	...	
52. U.S.S.R.	19,335	9,302	10,033	5	3	2	18,882	9,162	9,720	345	87	258	108	50	53	
53. Yugo-Slavia	447	198	249	5	2	3	424	185	239	18	11	7	...	...	...	
VIII. AMERICA	1,447	679	768	22	9	13	627	273	354	787	393	394	11	4	7	
54. Canada	58	29	29	...	...	...	38	18	20	20	11	9	...	...	...	
55. United States of America	800	357	443	12	6	6	508	219	287	272	129	143	10	3	7	
56. Central & South America incl. West Indian Islands	589	293	296	10	3	7	58	36	47	486	253	242	1	1	...	
IX. AUSTRALASIA & OCEANIA	67	29	38	1	1	...	29	8	21	37	20	17	...	...	...	
57. Australia	67	29	38	1	1	...	29	8	21	37	20	17	...	...	...	
X. AT SEA	9	4	5	1	...	...	7	3	4	1	1	...	...	...	...	
XI. Not recorded	428	284	144	44	34	10	365	242	123	18	7	11	1	1	...	

TABLE XI.

## Birthplace. Part IV.—Details for towns.

## SOUTHERN DISTRICT.

COUNTRIES	TOTAL PERSONS			KHAN YUNIS			GAZA			BEERSHEBA		
	Persons	Males	Females	Persons	Males	Females	Persons	Males	Females	Persons	Males	Females
I	2	3	4	5	6	7	8	9	10	11	12	13
<b>GRAND TOTAL</b>	<b>149,680</b>	<b>76,513</b>	<b>73,167</b>	<b>3,811</b>	<b>1,865</b>	<b>1,946</b>	<b>17,046</b>	<b>8,418</b>	<b>8,628</b>	<b>2,959</b>	<b>1,568</b>	<b>1,391</b>
<b>I. PALESTINE</b> .....	<b>108,555</b>	<b>55,837</b>	<b>52,718</b>	<b>3,677</b>	<b>1,808</b>	<b>1,869</b>	<b>16,824</b>	<b>8,301</b>	<b>8,523</b>	<b>2,928</b>	<b>1,545</b>	<b>1,383</b>
<b>II. ADJACENT ASIATIC TERRITORIES</b> .....	<b>1,818</b>	<b>893</b>	<b>925</b>	<b>8</b>	<b>5</b>	<b>3</b>	<b>82</b>	<b>25</b>	<b>57</b>	<b>4</b>	<b>1</b>	<b>3</b>
1. Sinai .....	...	...	...	...	...	...	...	...	...	...	...	...
2. Syria .....	1,604	722	882	7	4	3	66	17	49	3	...	3
3. Trans-Jordan .....	214	171	43	1	1	...	16	8	8	1	1	...
<b>III. MEDITERRANEAN ISLANDS</b> .....	<b>102</b>	<b>60</b>	<b>42</b>	...	...	...	<b>1</b>	...	<b>1</b>	...	...	...
4. Greek Islands .....	6	5	1	...	...	...	...	...	...	...	...	...
5. Cyprus .....	90	54	36	...	...	...	...	...	...	...	...	...
6. Malta .....	1	...	1	...	...	...	...	...	...	...	...	...
7. Others .....	5	1	4	...	...	...	1	...	1	...	...	...
<b>IV. CERTAIN AFRICAN TERRITORIES</b> .....	<b>1,302</b>	<b>733</b>	<b>569</b>	<b>124</b>	<b>50</b>	<b>74</b>	<b>61</b>	<b>39</b>	<b>22</b>	<b>14</b>	<b>11</b>	<b>3</b>
8. Abyssinia .....	3	1	2	...	...	...	...	...	...	...	...	...
9. Egypt .....	1,299	732	567	124	50	74	61	39	22	14	11	3
<b>V. OTHER ASIATIC TERRITORIES</b> .....	<b>5,226</b>	<b>2,741</b>	<b>2,485</b>	<b>1</b>	<b>1</b>	...	<b>57</b>	<b>35</b>	<b>22</b>	<b>3</b>	<b>2</b>	...
10. Hejaz-Nejd .....	79	66	13	...	...	...	20	19	1	2	2	...
11. Iraq .....	403	207	196	...	...	...	4	3	1	1	1	...
12. Yemen .....	2,140	1,151	989	1	1	...	1	1	...	...	...	...
13. Other Arabian Territories .....	640	301	339	...	...	...	...	...	...	...	...	...
14. Persia .....	556	281	275	...	...	...	...	...	...	...	...	...
15. Turkey .....	1,278	648	630	...	...	...	30	11	19	...	...	...
16. Central Asiatic Territories .....	88	64	24	...	...	...	...	...	...	...	...	...
17. Indian Continent .....	33	20	13	...	...	...	2	1	1	...	...	...
18. Far Eastern Asia .....	9	3	6	...	...	...	...	...	...	...	...	...
19. Others .....	...	...	...	...	...	...	...	...	...	...	...	...
<b>VI. OTHER AFRICAN TERRITORIES</b> .....	<b>192</b>	<b>126</b>	<b>66</b>	...	...	...	...	...	...	<b>1</b>	<b>1</b>	...
20. Algeria .....	20	20	...	...	...	...	...	...	...	...	...	...
21. Morocco .....	115	70	45	...	...	...	...	...	...	1	1	...
22. Tripoli .....	...	...	...	...	...	...	...	...	...	...	...	...
23. Tunis .....	32	22	10	...	...	...	...	...	...	...	...	...
24. Others .....	25	14	11	...	...	...	...	...	...	...	...	...
<b>VII. EUROPEAN TERRITORIES</b> .....	<b>31,854</b>	<b>15,791</b>	<b>16,063</b>	<b>1</b>	<b>1</b>	...	<b>18</b>	<b>15</b>	<b>3</b>	<b>8</b>	<b>6</b>	<b>2</b>
25. Albania .....	1	...	1	...	...	...	...	...	...	1	...	1
26. Austria .....	205	105	100	...	...	...	...	...	...	...	...	...
27. Belgium .....	17	9	8	...	...	...	...	...	...	...	...	...
28. Bulgaria .....	644	289	355	1	1	...	...	...	...	...	...	...
29. Czecho-Slovakia .....	83	49	34	...	...	...	...	...	...	...	...	...
30. Danzig .....	6	3	3	...	...	...	...	...	...	...	...	...
31. Denmark .....	22	20	2	...	...	...	...	...	...	...	...	...
32. Estonia .....	11	4	7	...	...	...	...	...	...	...	...	...
33. Finland .....	2	...	2	...	...	...	...	...	...	...	...	...
34. France .....	106	54	52	...	...	...	...	...	...	...	...	...
35. Germany .....	519	203	316	...	...	...	...	...	...	...	...	...
36. Gibraltar .....	...	...	...	...	...	...	...	...	...	...	...	...
37. Greece .....	832	465	367	...	...	...	2	1	1	1	1	...
38. Holland .....	13	4	9	...	...	...	...	...	...	...	...	...
39. Hungary .....	152	75	77	...	...	...	...	...	...	...	...	...
40. Irish Free State .....	...	...	...	...	...	...	...	...	...	...	...	...
41. Italy .....	65	37	28	...	...	...	...	...	...	...	...	...
42. Latvia .....	513	255	258	...	...	...	...	...	...	...	...	...
43. Lithuania .....	1,393	644	749	...	...	...	...	...	...	...	...	...
44. Norway .....	21	21	...	...	...	...	...	...	...	...	...	...
45. Poland .....	13,725	6,968	6,757	...	...	...	...	...	...	1	1	...
46. Portugal .....	2	...	2	...	...	...	...	...	...	...	...	...
47. Rumania .....	1,452	690	762	...	...	...	...	...	...	...	...	...
48. Spain .....	21	15	6	...	...	...	...	...	...	...	...	...
49. Sweden .....	2	2	...	...	...	...	...	...	...	...	...	...
50. Switzerland .....	45	19	26	...	...	...	...	...	...	...	...	...
51. United Kingdom .....	658	470	188	...	...	...	15	13	2	5	4	1
52. U.S.S.R. ....	11,324	5,383	5,941	...	...	...	1	1	...	...	...	...
53. Yugo-Slavia .....	20	7	13	...	...	...	...	...	...	...	...	...
<b>VIII. AMERICA</b> .....	<b>322</b>	<b>139</b>	<b>183</b>	...	...	...	...	...	...	<b>1</b>	<b>1</b>	...
54. Canada .....	27	12	15	...	...	...	...	...	...	...	...	...
55. United States of America .....	284	115	149	...	...	...	...	...	...	1	1	...
56. Central & South America incl. West Indian Islands .....	31	12	19	...	...	...	...	...	...	...	...	...
<b>IX. AUSTRALASIA &amp; OCEANIA</b> .....	<b>21</b>	<b>10</b>	<b>11</b>	...	...	...	...	...	...	...	...	...
57. Australia .....	21	10	11	...	...	...	...	...	...	...	...	...
<b>X. AT SEA</b> .....	<b>5</b>	<b>1</b>	<b>4</b>	...	...	...	...	...	...	...	...	...
<b>XI. Not recorded</b> .....	<b>283</b>	<b>182</b>	<b>101</b>	...	...	...	<b>3</b>	<b>3</b>	...	...	...	...

TABLE XI.

Birthplace. Part IV.—Details for towns.

SOUTHERN DISTRICT—continued.

MAJDAL			JAFFA			TEL AVIV			RAMLE			LYDDA		
Persons	Males	Females	Persons	Males	Females	Persons	Males	Females	Persons	Males	Females	Persons	Males	Females
14	15	16	17	18	19	20	21	22	23	24	25	26	27	28
6,226	3,089	3,137	51,866	27,728	24,138	46,101	22,433	23,668	10,421	5,836	4,785	11,250	5,776	5,474
6,217	3,085	3,132	44,534	23,824	20,710	13,408	6,361	7,047	9,867	5,216	4,651	11,100	5,697	5,403
3	1	2	1,334	668	666	265	136	129	93	46	47	29	11	18
...	...	...	...	...	...	...	...	...	...	...	...	...	...	...
1	...	1	1,150	515	635	263	134	129	91	44	47	23	8	15
2	1	1	184	153	31	2	2	...	2	2	...	6	3	3
...	...	...	49	31	18	40	22	18	6	5	1	6	2	4
...	...	...	4	4	...	1	...	1	1	1	...	...	...	...
...	...	...	43	27	16	38	21	15	5	4	1	6	2	4
...	...	...	1	...	1	...	...	...	...	...	...	...	...	...
...	...	...	1	...	1	3	1	2	...	...	...	...	...	...
3	2	1	653	391	262	324	161	163	54	44	10	69	35	34
...	...	...	3	1	2	...	...	...	...	...	...	...	...	...
3	2	1	650	390	260	324	161	163	54	44	10	69	35	34
2	1	1	2,413	1,264	1,149	2,674	1,388	1,286	60	38	22	16	11	5
...	...	...	45	35	10	...	...	...	9	8	1	3	2	1
...	...	...	156	73	83	239	127	112	2	2	...	1	1	...
...	...	...	951	494	457	1,186	654	532	1	1	...	...	...	...
...	...	...	240	118	122	393	181	217	...	...	...	2	2	...
...	...	...	313	162	151	243	119	124	...	...	...	...	...	...
2	1	1	643	335	308	552	275	277	43	22	21	8	4	4
...	...	...	56	42	14	27	17	10	3	3	...	2	2	...
...	...	...	9	5	4	20	12	8	2	2	...	...	...	...
...	...	...	...	...	...	9	3	6	...	...	...	...	...	...
...	...	...	...	...	...	...	...	...	...	...	...	...	...	...
...	...	...	70	51	19	86	44	42	33	28	5	2	2	...
...	...	...	5	5	...	...	...	...	14	14	...	1	1	...
...	...	...	43	29	14	63	32	31	8	8	...	...	...	...
...	...	...	...	...	...	...	...	...	...	...	...	...	...	...
...	...	...	21	16	5	1	1	...	9	4	5	1	1	...
...	...	...	1	1	...	22	11	11	2	2	...	...	...	...
1	...	1	2,753	1,465	1,288	28,743	14,032	14,711	302	254	48	28	18	10
...	...	...	...	...	...	...	...	...	...	...	...	...	...	...
...	...	...	19	8	11	186	97	89	...	...	...	...	...	...
...	...	...	2	2	...	13	5	8	2	2	...	...	...	...
...	...	...	139	60	79	503	227	276	...	...	...	1	1	...
...	...	...	5	3	2	78	46	32	...	...	...	...	...	...
...	...	...	...	...	...	6	3	3	...	...	...	...	...	...
...	...	...	20	18	2	2	2	...	...	...	...	...	...	...
...	...	...	...	...	...	11	4	7	...	...	...	...	...	...
...	...	...	...	...	...	2	...	2	...	...	...	...	...	...
...	...	...	49	26	23	49	25	24	7	3	4	1	...	1
...	...	...	169	35	134	341	164	177	9	4	5	...	...	...
...	...	...	...	...	...	...	...	...	...	...	...	...	...	...
...	...	...	175	132	43	648	327	321	1	1	...	5	3	2
...	...	...	1	...	1	12	4	8	...	...	...	...	...	...
...	...	...	5	3	2	147	72	75	...	...	...	...	...	...
...	...	...	...	...	...	...	...	...	...	...	...	...	...	...
...	...	...	26	16	10	34	16	18	5	5	...	...	...	...
...	...	...	33	20	18	475	235	240	...	...	...	...	...	...
...	...	...	57	29	28	1,335	614	721	...	...	...	1	1	...
...	...	...	21	21	...	...	...	...	...	...	...	...	...	...
...	...	...	1,042	558	484	12,676	6,403	6,273	2	2	...	4	4	...
...	...	...	...	...	...	2	...	2	...	...	...	...	...	...
...	...	...	58	30	28	1,393	659	734	...	...	...	1	1	...
...	...	...	13	9	4	4	2	2	4	4	...	...	...	...
...	...	...	...	...	...	2	2	...	...	...	...	...	...	...
...	...	...	8	2	6	37	17	20	...	...	...	...	...	...
...	...	...	191	132	59	165	84	81	271	232	39	11	5	6
1	...	1	713	361	352	10,804	5,017	5,587	1	1	...	4	3	1
...	...	...	2	...	2	18	7	11	...	...	...	...	...	...
...	...	...	...	...	...	...	...	...	...	...	...	...	...	...
...	...	...	32	14	18	287	123	164	2	1	1	...	...	...
...	...	...	4	2	2	22	10	12	1	...	1	...	...	...
...	...	...	22	9	13	240	104	136	1	1	...	...	...	...
...	...	...	6	3	3	25	9	16	...	...	...	...	...	...
...	...	...	1	...	1	16	6	10	4	4	...	...	...	...
...	...	...	1	...	1	16	6	10	4	4	...	...	...	...
...	...	...	1	1	...	4	...	4	...	...	...	...	...	...
...	...	...	...	...	...	...	...	...	...	...	...	...	...	...
...	...	...	26	19	7	254	160	94	...	...	...	...	...	...

**TABLE XI.**  
**Birthplace. Part IV.—Details for towns.**  
**JERUSALEM DISTRICT.**

COUNTRIES	TOTAL PERSONS						HEBRON			BEIT JALA			BETHLEHEM			JERUSALEM			RAMALLAH		
	Persons		Males		Females		Persons	Males	Females	Persons	Males	Females	Persons	Males	Females	Persons	Males	Females	Persons	Males	Females
	2	3	4	5	6	7	8	9	10	11	12	13	14	15	16	17	18	19	20	21	22
<b>I.</b>																					
<b>GRAND TOTAL</b>	121,866	60,673	61,193	17,531	8,561	8,970	2,730	1,202	1,528	6,815	3,192	3,623	90,503	45,776	44,727	4,287	1,942	2,345			
<b>I. PALESTINE</b>	88,814	43,750	45,064	17,385	8,481	8,904	2,615	1,151	1,464	5,873	2,984	3,189	58,807	29,568	29,239	4,134	1,866	2,268			
<b>II. ADJACENT ASIATIC TERRITORIES</b>	2,648	1,331	1,317	44	23	21	24	10	14	162	80	82	2,370	1,193	1,177	48	25	23			
1. Sinai	...	...	...	...	...	...	...	...	...	...	...	...	...	...	...	...	...	...	...	...	...
2. Syria	2,027	937	1,090	34	14	20	9	2	7	113	53	60	1,853	861	992	18	7	11			
3. Trans-Jordan	621	394	227	10	9	1	15	8	7	49	27	22	517	332	185	30	18	12			
<b>III. MEDITERRANEAN ISLANDS</b>	109	59	50	...	...	...	4	...	4	2	2	...	102	57	45	1	...	1			
4. Greek Islands	5	5	...	...	...	...	...	...	...	1	1	...	4	4	...	...	...	...	...	...	...
5. Cyprus	78	43	...	...	...	...	...	...	...	...	...	...	71	43	...	...	...	...	...	...	...
6. Malta	10	5	5	...	...	...	...	...	...	...	...	...	9	4	5	...	...	...	...	...	...
7. Others	21	6	15	...	...	...	3	...	3	...	...	...	18	6	12	...	...	...	...	...	...
<b>IV. CERTAIN AFRICAN TERRITORIES</b>	1,113	729	384	30	15	15	1	1	...	29	22	7	1,042	687	355	11	4	7			
8. Abyssinia	148	92	51	...	...	...	...	...	...	...	...	...	148	92	51	...	...	...	...	...	...
9. Egypt	970	637	333	...	...	...	1	...	...	29	22	...	899	595	304	...	...	...	...	...	...
<b>V. OTHER ASIATIC TERRITORIES</b>	10,350	5,068	5,282	21	8	13	5	3	2	232	120	112	10,061	4,924	5,137	31	13	18			
10. Hejaz-Nejd	20	15	5	...	...	...	...	...	...	...	...	...	18	15	3	...	...	...	...	...	...
11. Iraq	2,796	1,387	1,409	1	...	...	...	...	...	...	...	...	2,755	1,366	1,389	...	...	...	...	...	...
12. Yemen	1,305	624	681	2	...	...	...	...	...	...	...	...	1,302	622	680	...	...	...	...	...	...
13. Other Arabian Territories	47	24	23	...	...	...	...	...	...	...	...	...	47	24	23	...	...	...	...	...	...
14. Persia	2,079	1,052	1,027	...	...	...	...	...	...	...	...	...	2,079	1,052	1,027	...	...	...	...	...	...
15. Turkey	3,372	1,600	1,772	16	5	11	5	3	2	185	96	89	3,141	1,486	1,655	...	...	...	...	...	...
16. Central Asiatic Territories	596	285	311	1	...	...	...	...	...	...	...	...	586	279	307	...	...	...	...	...	...
17. Indian Continent	121	73	48	...	...	...	...	...	...	...	...	...	119	72	47	...	...	...	...	...	...
18. Far Eastern Asia	18	7	6	...	...	...	...	...	...	...	...	...	13	7	6	...	...	...	...	...	...
19. Others	1	1	...	...	...	...	...	...	...	...	...	...	1	1	...	...	...	...	...	...	...
<b>VI. OTHER AFRICAN TERRITORIES</b>	1,048	507	541	8	4	4	...	...	...	7	7	...	1,033	496	537	...	...	...	...	...	...
20. Algeria	67	49	18	...	...	...	...	...	...	...	...	...	64	46	18	...	...	...	...	...	...
21. Morocco	890	414	476	...	...	...	...	...	...	...	...	...	879	407	472	...	...	...	...	...	...
22. Tripoli	10	6	4	...	...	...	...	...	...	...	...	...	9	5	4	...	...	...	...	...	...
23. Tunis	49	20	29	...	...	...	...	...	...	...	...	...	49	20	29	...	...	...	...	...	...
24. Others	32	18	14	...	...	...	...	...	...	...	...	...	32	18	14	...	...	...	...	...	...

TABLE XI.

Birthplace. Part IV.—Details for towns.

JERUSALEM DISTRICT.—concluded.

COUNTRIES	TOTAL PERSONS						HEBRON			BEIT JALA			BETHLEHEM			JERUSALEM			RAMALLAH		
	Persons		Males		Females		Persons	Males	Females	Persons	Males	Females	Persons	Males	Females	Persons	Males	Females	Persons	Males	Females
	2	3	4	5	6	7	8	9	10	11	12	13	14	15	16	17	18	19	20	21	22
VII. EUROPEAN TERRITORIES	16,777	8,742	8,035	38	26	12	5	4	210	129	81	16,514	8,585	7,929	10	1	9	16,777	8,742	8,035	
25. Albania	8	1	2	..	..	..	..	..	1	1	..	2	..	..	..	..	..	..	..	..	
26. Austria	178	82	96	..	..	..	..	..	8	2	..	178	82	96	..	..	..	..	..	..	
27. Belgium	15	11	4	..	..	..	..	..	..	..	..	12	9	3	..	..	..	..	..	..	
28. Bulgaria	181	62	69	..	..	..	..	..	1	..	..	181	62	69	..	..	..	..	..	..	
29. Czechoslovakia	179	105	74	..	..	..	..	..	..	..	..	178	104	74	..	..	..	..	..	..	
30. Danzig	..	..	..	..	..	..	..	..	..	..	..	..	..	..	..	..	..	..	..	..	
31. Denmark	9	2	7	..	..	..	..	..	..	..	..	9	2	7	..	..	..	..	..	..	
32. Estonia	6	3	3	..	..	..	..	..	..	..	..	6	3	3	..	..	..	..	..	..	
33. Finland	1	1	..	..	..	..	..	..	..	..	..	1	1	..	..	..	..	..	..	..	
34. France	388	172	214	..	..	..	..	..	99	52	47	278	119	159	..	..	..	..	..	..	
35. Germany	585	255	330	..	..	..	..	..	8	6	2	575	248	327	..	..	..	..	..	..	
36. Gibraltar	1	1	..	..	..	..	..	..	..	..	..	1	1	..	..	..	..	..	..	..	
37. Greece	600	279	321	1	1	..	..	..	11	9	2	586	269	317	..	..	..	..	..	..	
38. Holland	24	14	10	..	..	..	..	..	..	..	..	24	14	10	..	..	..	..	..	..	
39. Hungary	485	215	220	..	..	..	..	..	..	..	..	485	215	220	..	..	..	..	..	..	
40. Irish Free State	..	..	..	..	..	..	..	..	..	..	..	..	..	..	..	..	..	..	..	..	
41. Italy	282	148	134	..	..	..	..	..	54	40	14	227	108	119	..	..	..	..	..	..	
42. Latvia	171	80	91	..	..	..	..	..	1	..	..	171	80	91	..	..	..	..	..	..	
43. Lithuania	651	318	333	3	1	2	..	..	1	..	..	647	317	330	..	..	..	..	..	..	
44. Norway	1	..	..	..	..	..	..	..	..	..	..	1	..	..	..	..	..	..	..	..	
45. Poland	5,725	2,995	2,730	8	5	3	..	..	3	1	2	5,714	2,989	2,725	..	..	..	..	..	..	
46. Portugal	1	1	..	..	..	..	..	..	1	1	..	1	1	..	..	..	..	..	..	..	
47. Rumania	745	354	391	2	1	1	..	..	1	8	1	743	353	390	..	..	..	..	..	..	
48. Spain	63	47	16	..	..	..	..	..	9	8	1	54	39	15	..	..	..	..	..	..	
49. Sweden	38	9	27	..	..	..	..	..	..	..	..	36	9	27	..	..	..	..	..	..	
50. Switzerland	48	22	26	..	..	..	..	..	3	..	..	44	22	22	..	..	..	..	..	..	
51. United Kingdom	1,682	1,324	358	21	16	5	..	..	11	5	6	1,650	1,303	347	..	..	..	..	..	..	
52. U.S.S.R.	4,418	2,066	2,352	3	2	1	..	..	5	3	2	4,413	2,063	2,350	..	..	..	..	..	..	
53. Yugo-Slavia	401	175	226	3	2	1	..	..	6	3	..	398	173	225	..	..	..	..	..	..	
VIII. AMERICA	920	447	473	..	..	..	..	..	76	36	40	495	232	263	..	..	..	..	..	..	
54. Canada	20	11	9	..	..	..	..	..	1	..	1	19	11	8	..	..	..	..	..	..	
55. United States of America	418	189	224	..	..	..	..	..	9	3	6	358	157	201	..	..	..	..	..	..	
56. Central & South America incl. West Indian Islands	487	247	240	..	..	..	..	..	76	36	40	118	64	54	..	..	..	..	..	..	
IX. AUSTRALASIA & OCEANIA	32	12	20	..	..	..	..	..	..	..	..	32	12	20	..	..	..	..	..	..	
57. Australia	32	12	20	..	..	..	..	..	..	..	..	32	12	20	..	..	..	..	..	..	
X. AT SEA	2	2	..	..	..	..	..	..	..	..	..	2	2	..	..	..	..	..	..	..	
XI. Not recorded	53	26	27	5	4	1	..	..	8	2	1	45	20	25	..	..	..	..	..	..	

TABLE XI.

## Birthplace. Part IV.—Details for towns.

## NORTHERN DISTRICT.

COUNTRIES	TOTAL PERSONS			TULKARM			NABLUS			JENIN			NAZARETH		
	Persons	Males	Females	Persons	Males	Females	Persons	Males	Females	Persons	Males	Females	Persons	Males	Females
I	2	3	4	5	6	7	8	9	10	11	12	13	14	15	16
<b>GRAND TOTAL</b>	<b>115,745</b>	<b>59,817</b>	<b>55,928</b>	<b>4,827</b>	<b>2,478</b>	<b>2,349</b>	<b>17,189</b>	<b>8,487</b>	<b>8,702</b>	<b>2,706</b>	<b>1,361</b>	<b>1,345</b>	<b>8,756</b>	<b>4,421</b>	<b>4,335</b>
<b>I. PALESTINE</b>	<b>95,785</b>	<b>48,889</b>	<b>46,896</b>	<b>4,722</b>	<b>2,409</b>	<b>2,313</b>	<b>16,774</b>	<b>8,275</b>	<b>8,499</b>	<b>2,653</b>	<b>1,332</b>	<b>1,321</b>	<b>7,977</b>	<b>3,914</b>	<b>4,063</b>
<b>II. ADJACENT ASIATIC TERRITORIES</b>	<b>4,233</b>	<b>2,068</b>	<b>2,168</b>	<b>58</b>	<b>38</b>	<b>20</b>	<b>185</b>	<b>60</b>	<b>125</b>	<b>32</b>	<b>19</b>	<b>13</b>	<b>227</b>	<b>92</b>	<b>135</b>
1. Sinai	3,711	1,663	2,048	48	26	20	127	31	96	25	15	10	184	68	116
2. Syria	522	402	120	12	12	...	58	29	29	7	4	3	43	24	19
3. Trans-Jordan	...	...	...	...	...	...	...	...	...	...	...	...	...	...	...
<b>III. MEDITERRANEAN ISLANDS</b>	<b>64</b>	<b>38</b>	<b>26</b>	...	...	...	<b>2</b>	<b>2</b>	...	...	...	...	<b>5</b>	<b>2</b>	<b>3</b>
4. Greek Islands	3	1	2	...	...	...	...	...	...	...	...	...	...	...	...
5. Cyprus	48	24	19	...	...	...	...	...	...	...	...	...	...	...	...
6. Malta	11	9	2	...	...	...	2	2	...	...	...	...	2	...	2
7. Others	7	4	3	...	...	...	...	...	...	...	...	...	...	...	...
<b>IV. CERTAIN AFRICAN TERRITORIES</b>	<b>876</b>	<b>591</b>	<b>285</b>	<b>16</b>	<b>13</b>	<b>3</b>	<b>48</b>	<b>28</b>	<b>20</b>	<b>6</b>	<b>3</b>	<b>3</b>	<b>23</b>	<b>16</b>	<b>7</b>
8. Abyssinia	5	2	3	...	...	...	1	1	...	...	...	...	...	...	...
9. Egypt	871	589	282	16	13	3	47	27	20	6	3	3	23	16	7
<b>V. OTHER ASIATIC TERRITORIES</b>	<b>1,972</b>	<b>1,068</b>	<b>904</b>	<b>14</b>	<b>8</b>	<b>6</b>	<b>47</b>	<b>18</b>	<b>29</b>	<b>11</b>	<b>5</b>	<b>6</b>	<b>72</b>	<b>45</b>	<b>27</b>
10. Hejaz-Nejd	44	35	9	1	1	...	8	4	4	...	...	...	7	7	...
11. Iraq	753	389	364	1	1	...	1	1	...	...	...	...	2	2	...
12. Yemen	42	25	17	1	...	1	1	...	1	...	...	...	...	...	...
13. Other Arabian Territories	10	6	4	...	...	...	...	...	...	...	...	...	...	...	...
14. Persia	142	96	46	1	1	...	...	...	...	1	...	1	1	1	...
15. Turkey	888	451	432	10	5	5	37	13	24	10	5	5	45	25	20
16. Central Asiatic Territories	46	24	22	...	...	...	...	...	...	...	...	...	14	7	7
17. Indian Continent	43	38	5	...	...	...	...	...	...	...	...	...	3	3	...
18. Far Eastern Asia	9	4	5	...	...	...	...	...	...	...	...	...	...	...	...
19. Others	...	...	...	...	...	...	...	...	...	...	...	...	...	...	...
<b>VI. OTHER AFRICAN TERRITORIES</b>	<b>436</b>	<b>208</b>	<b>228</b>	...	...	...	<b>12</b>	<b>12</b>	...	<b>1</b>	<b>1</b>	...	<b>6</b>	<b>4</b>	<b>2</b>
20. Algeria	45	23	22	...	...	...	...	...	...	1	1	...	...	...	...
21. Morocco	337	147	190	...	...	...	10	10	...	...	...	...	1	...	1
22. Tripoli	15	12	3	...	...	...	1	1	...	...	...	...	2	2	...
23. Tunis	21	14	7	...	...	...	1	1	...	...	...	...	1	1	...
24. Others	18	12	6	...	...	...	...	...	...	...	...	...	2	1	1
<b>VII. EUROPEAN TERRITORIES</b>	<b>12,066</b>	<b>6,781</b>	<b>5,285</b>	<b>16</b>	<b>10</b>	<b>6</b>	<b>111</b>	<b>86</b>	<b>25</b>	<b>3</b>	<b>1</b>	<b>2</b>	<b>397</b>	<b>309</b>	<b>88</b>
25. Albania	3	1	2	...	...	...	...	...	...	...	...	...	...	...	...
26. Austria	148	86	62	1	1	...	...	...	...	...	...	...	7	7	...
27. Belgium	14	6	8	...	...	...	...	...	...	...	...	...	2	1	1
28. Bulgaria	126	66	60	...	...	...	2	...	2	...	...	...	...	...	...
29. Czecho-Slovakia	46	29	17	...	...	...	...	...	...	...	...	...	3	3	...
30. Danzig	1	...	1	...	...	...	...	...	...	...	...	...	...	...	...
31. Denmark	2	2	...	...	...	...	1	1	...	...	...	...	1	1	...
32. Estonia	4	1	3	...	...	...	...	...	...	...	...	...	...	...	...
33. Finland	1	...	1	...	...	...	...	...	...	...	...	...	...	...	...
34. France	208	85	123	1	...	1	3	...	3	...	...	...	71	28	43
35. Germany	395	160	235	...	...	...	2	2	...	...	...	...	13	5	8
36. Gibraltar	1	...	...	...	...	...	...	...	...	...	...	...	...	...	...
37. Greece	163	94	69	...	...	...	...	...	...	1	...	1	1	1	...
38. Holland	5	2	3	...	...	...	...	...	...	...	...	...	...	...	...
39. Hungary	115	59	56	1	1	...	...	...	...	...	...	...	1	...	1
40. Irish Free State	8	6	2	...	...	...	3	3	...	...	...	...	...	...	...
41. Italy	111	59	52	...	...	...	1	1	...	...	...	...	33	22	11
42. Latvia	143	72	71	...	...	...	...	...	...	...	...	...	7	4	3
43. Lithuania	305	154	151	...	...	...	...	...	...	...	...	...	1	1	...
44. Norway	...	...	...	...	...	...	...	...	...	...	...	...	...	...	...
45. Poland	4,259	2,248	2,011	2	1	1	3	1	2	1	1	...	17	15	2
46. Portugal	1	...	1	...	...	...	...	...	...	...	...	...	...	...	...
47. Rumania	897	423	414	...	...	...	...	...	...	...	...	...	2	2	...
48. Spain	31	27	4	...	...	...	...	...	...	...	...	...	7	7	...
49. Sweden	1	...	1	...	...	...	...	...	...	...	...	...	...	...	...
50. Switzerland	11	2	9	...	...	...	...	...	...	...	...	...	...	...	...
51. United Kingdom	1,508	1,329	179	8	5	3	95	78	17	1	...	1	220	207	13
52. U.S.S.R.	3,593	1,853	1,740	3	2	1	1	...	1	...	...	...	10	4	6
53. Yugo-Slavia	26	16	10	...	...	...	...	...	...	...	...	...	1	1	...
<b>VIII. AMERICA</b>	<b>205</b>	<b>93</b>	<b>112</b>	<b>1</b>	...	<b>1</b>	<b>6</b>	<b>4</b>	<b>2</b>	...	...	...	<b>29</b>	<b>20</b>	<b>9</b>
54. Canada	11	6	5	...	...	...	1	1	...	...	...	...	2	1	1
55. United States of America	123	53	70	...	...	...	2	2	...	...	...	...	10	5	5
56. Central & South America incl. West Indian islands	71	34	37	1	...	1	3	1	2	...	...	...	17	14	3
<b>IX. AUSTRALASIA &amp; OCEANIA</b>	<b>14</b>	<b>7</b>	<b>7</b>	...	...	...	<b>2</b>	<b>1</b>	<b>1</b>	...	...	...	<b>2</b>	<b>1</b>	<b>1</b>
57. Australia	14	7	7	...	...	...	2	1	1	...	...	...	2	1	1
<b>X. AT SEA</b>	<b>2</b>	<b>1</b>	<b>1</b>	...	...	...	<b>1</b>	...	<b>1</b>	...	...	...	...	...	...
<b>XI. Not recorded</b>	<b>92</b>	<b>76</b>	<b>16</b>	...	...	...	<b>1</b>	<b>1</b>	...	...	...	...	<b>18</b>	<b>18</b>	...

TABLE XI.

Birthplace. Part IV.—Details for towns.

NORTHERN DISTRICT—continued.

BEISAN			TIBERIAS			HAIFA			ACRE			SHAFAR 'AMR			SAFAD		
Persons	Males	Females	Persons	Males	Females	Persons	Males	Females	Persons	Males	Females	Persons	Males	Females	Persons	Males	Females
17	18	19	20	21	22	23	24	25	26	27	28	29	30	31	32	33	34
3,101	1,673	1,428	8,601	4,163	4,438	50,403	27,043	23,360	7,897	4,188	3,709	2,824	1,416	1,408	9,441	4,587	4,854
2,834	1,501	1,333	6,987	3,389	3,598	34,989	18,516	16,473	7,253	3,883	3,370	2,782	1,394	1,388	8,814	4,276	4,538
175	109	66	244	116	128	2,826	1,449	1,377	329	127	202	35	17	18	122	38	84
82	42	40	205	86	119	2,589	1,237	1,352	311	113	198	32	15	17	110	30	80
98	67	26	39	30	9	237	212	25	18	14	4	3	2	1	12	8	4
2	1	1	12	7	5	42	26	16	1	...	1	...	...	...	...	...	...
2	1	1	5	3	2	32	18	14	1	...	1	...	...	...	...	...	...
...	...	...	7	4	3	7	7	...	...	...	...	...	...	...	...	...	...
29	22	7	39	24	15	644	439	205	59	39	20	1	...	1	11	7	4
29	22	7	39	24	15	642	438	204	58	39	19	1	...	1	10	7	3
49	29	20	512	245	267	1,087	615	472	112	54	58	4	4	...	64	45	19
1	1	...	1	...	1	20	16	4	5	5	...	...	...	...	1	1	...
33	20	13	458	220	238	224	120	104	8	5	3	...	...	...	26	20	6
1	1	...	5	2	3	26	17	9	7	5	2	...	...	...	1	...	1
...	...	...	2	1	1	8	5	3	...	...	...	...	...	...	...	...	...
14	7	7	18	10	8	94	65	29	4	3	1	...	...	...	23	16	7
...	...	...	17	7	10	654	348	306	81	31	50	2	2	...	13	8	5
...	...	...	6	1	5	20	12	8	4	2	2	2	2	...	...	...	...
...	...	...	4	4	...	33	28	5	3	3	...	...	...	...	...	...	...
...	...	...	1	...	1	8	4	4	...	...	...	...	...	...	...	...	...
2	2	...	273	113	160	119	65	54	9	8	1	...	...	...	14	3	11
1	1	...	37	18	19	3	2	1	1	1	...	...	...	...	2	...	2
...	...	...	224	88	136	88	44	44	2	2	...	...	...	...	12	3	9
1	1	...	8	4	4	9	7	2	3	2	1	...	...	...	...	...	...
...	...	...	4	3	1	11	5	3	2	2	...	...	...	...	...	...	...
10	9	1	520	268	252	10,491	5,816	4,675	118	70	48	1	...	1	399	212	187
...	...	...	15	6	9	3	1	2	...	...	...	...	...	...	25	11	14
...	...	...	2	2	...	119	61	58	2	2	...	...	...	...	1	1	...
...	...	...	1	1	...	42	25	17	...	...	...	...	...	...	...	...	...
...	...	...	1	...	...	1	...	1	...	...	...	...	...	...	...	...	...
2	2	...	30	12	18	95	43	52	3	...	3	1	...	1	2	...	2
4	3	1	14	7	7	354	142	212	4	...	4	...	...	...	4	1	3
...	...	...	3	1	2	150	86	64	7	5	2	...	...	...	1	1	...
...	...	...	7	3	4	98	54	44	...	...	...	...	...	...	8	1	7
...	...	...	4	...	4	5	3	2	...	...	...	...	...	...	...	...	...
...	...	...	7	4	3	73	36	37	...	...	...	...	...	...	...	...	...
...	...	...	54	25	29	122	60	62	...	...	...	...	...	...	7	4	3
2	2	...	168	92	76	243	122	121	2	1	1	...	...	...	5	5	...
1	1	...	33	18	15	3,892	2,036	1,856	56	33	23	...	...	...	118	67	51
...	...	...	2	2	...	1	...	1	...	...	...	...	...	...	...	...	...
...	...	...	30	22	8	734	371	363	5	2	3	...	...	...	62	29	33
...	...	...	149	73	76	21	17	4	1	1	...	...	...	...	...	...	...
1	1	...	...	...	...	11	2	9	...	...	...	...	...	...	...	...	...
...	...	...	14	1	13	110	967	133	11	10	1	...	...	...	43	40	3
...	...	...	6	...	6	3,281	1,707	1,574	26	15	11	...	...	...	123	52	71
...	...	...	8	1	7	23	13	10	1	1	...	...	...	...	...	...	...
...	...	...	...	...	...	127	57	70	16	7	9	...	...	...	12	4	8
...	...	...	...	...	...	3	1	2	5	3	2	...	...	...	...	...	...
...	...	...	...	...	...	91	43	48	6	1	5	...	...	...	8	2	6
...	...	...	...	...	...	33	13	20	5	3	2	...	...	...	4	2	2
...	...	...	...	...	...	8	5	3	...	...	...	...	...	...	2	...	2
...	...	...	...	...	...	8	5	3	...	...	...	...	...	...	2	...	2
...	...	...	...	...	...	1	1	...	...	...	...	...	...	...	...	...	...
...	...	...	...	...	...	69	54	15	...	...	...	1	1	...	3	2	1



## PRINCIPAL TOWNS.—continued.

COUNTRIES	JAFFA												TEL AVIV											
	MOSLEMS			JEWS			CHRISTIANS			OTHERS			MOSLEMS			JEWS			CHRISTIANS			OTHERS		
	Persons	Males	Females	Persons	Males	Females	Persons	Males	Females	Persons	Males	Females	Persons	Males	Females	Persons	Males	Females	Persons	Males	Females	Persons	Males	Females
VII. EUROPEAN TERRITORIES ...	2	3	4	5	6	7	8	9	10	11	12	13	14	15	16	17	18	19	20	21	22	23	24	25
25. Albania .....	10	7	3	2,307	1,194	1,113	434	262	72	2	2	1	2	1	1	28,450	13,882	14,568	71	43	28	220	106	114
26. Austria .....	2	2	...	15	5	10	...	1	...	...	...	...	...	...	...	182	95	87	1	1	...	...	1	2
27. Belgium .....	...	...	...	2	2	...	...	...	...	...	...	...	...	...	...	13	5	8	...	...	...	...	...	...
28. Bulgaria .....	...	...	...	187	59	78	2	1	1	...	...	...	...	...	...	502	226	276	1	1	...	...	...	...
29. Czecho-Slovakia .....	...	...	...	3	1	2	2	2	...	...	...	...	...	...	...	78	46	32	...	...	...	...	...	...
30. Danzig .....	...	...	...	...	...	...	...	...	...	...	...	...	...	...	...	6	3	3	...	...	...	...	...	...
31. Denmark .....	...	...	...	...	...	...	...	18	...	...	...	...	...	...	...	10	2	2	1	...	1	...	...	...
32. Estonia .....	...	...	...	...	...	...	...	...	...	...	...	...	...	...	...	2	4	...	...	...	...	...	...	...
33. Finland .....	2	2	...	18	13	5	29	11	18	...	...	...	...	...	...	45	23	22	4	2	...	...	...	...
34. France .....	...	...	...	97	8	89	72	27	45	...	...	...	...	...	...	328	160	168	12	4	8	...	...	1
35. Germany .....	1	...	...	...	...	...	...	...	...	...	...	...	...	...	...	...	...	...	...	...	...	...	...	...
36. Gibraltar .....	...	...	...	...	...	...	...	...	...	...	...	...	...	...	...	...	...	...	...	...	...	...	...	...
37. Greece .....	...	...	1	184	109	25	40	23	17	...	...	...	...	...	...	641	323	318	7	4	3	...	...	...
38. Holland .....	...	...	...	...	...	...	...	...	...	...	...	...	...	...	...	11	7	...	...	...	...	...	...	...
39. Hungary .....	...	...	...	...	...	...	...	...	...	...	...	...	...	...	...	146	71	75	1	1	1	...	...	...
40. Irish Free State .....	1	...	...	...	...	...	...	...	...	...	...	...	...	...	...	...	...	...	...	...	...	...	...	...
41. Italy .....	...	...	...	...	...	...	...	...	...	...	...	...	...	...	...	...	...	...	...	...	...	...	...	...
42. Latvia .....	...	...	...	11	8	3	14	7	7	...	...	...	...	...	...	29	12	17	...	...	...	...	...	...
43. Lithuania .....	...	...	...	87	19	18	...	...	...	...	1	...	...	...	...	467	231	236	...	...	...	...	...	...
44. Norway .....	...	...	...	57	29	28	...	...	...	...	...	...	...	...	...	1,327	612	715	...	...	...	...	...	...
45. Poland .....	2	...	...	1,038	557	481	21	21	...	...	...	...	...	...	...	...	...	...	...	...	...	...	...	...
46. Portugal .....	...	...	...	...	...	...	...	...	...	...	...	...	...	...	...	...	...	...	...	...	...	...	...	...
47. Rumania .....	1	...	...	57	29	28	...	...	...	...	...	...	...	...	...	1,888	657	731	...	...	...	...	...	...
48. Spain .....	...	...	...	...	...	...	...	...	...	...	...	...	...	...	...	...	...	...	...	...	...	...	...	...
49. Sweden .....	...	...	...	...	...	...	...	...	...	...	...	...	...	...	...	...	...	...	...	...	...	...	...	...
50. Switzerland .....	...	...	...	...	...	...	...	...	...	...	...	...	...	...	...	...	...	...	...	...	...	...	...	...
51. United Kingdom .....	1	...	...	683	347	336	185	129	56	...	...	...	...	...	...	181	17	19	...	...	...	...	...	...
52. U.S.S.R. ....	...	...	...	...	...	...	...	...	...	...	...	...	...	...	...	10,511	4,975	5,536	4	4	...	...	...	...
53. Yugo-Slavia .....	...	...	...	...	...	...	...	...	...	...	...	...	...	...	...	17	7	10	1	...	...	...	...	...
VIII. AMERICA .....	3	...	...	7	4	3	22	10	12	...	...	...	...	...	...	278	119	159	...	...	...	...	...	...
54. Canada .....	...	...	...	1	1	...	3	1	2	...	...	...	...	...	...	22	10	12	...	...	...	...	...	...
55. United States of America .....	...	...	...	4	2	2	15	7	8	...	...	...	...	...	...	232	101	131	...	...	...	...	...	...
56. Central & South America incl. West Indian Islands	...	...	...	2	1	1	4	2	2	...	...	...	...	...	...	24	8	16	...	...	...	...	...	...
IX. AUSTRALASIA & OCEANIA .....	...	...	...	1	...	1	...	...	...	...	...	...	...	...	...	16	6	10	...	...	...	...	...	...
57. Australia .....	...	...	...	1	...	1	...	...	...	...	...	...	...	...	...	16	6	10	...	...	...	...	...	...
X. AT SEA .....	...	...	...	...	...	...	...	...	...	...	...	...	...	...	...	4	...	4	...	...	...	...	...	...
XI. Not recorded .....	20	17	3	6	2	4	...	...	...	...	...	...	...	...	...	251	158	93	...	...	...	...	...	...

TABLE XI.  
Birthplace. Part IV.—Details for towns.  
PRINCIPAL TOWNS.—continued.

COUNTRIES	JERUSALEM												HAIFA											
	MOSLEMS			JEWS			CHRISTIANS			OTHERS			MOSLEMS			JEWS			CHRISTIANS			OTHERS		
	Persons	Males	Females	Persons	Males	Females	Persons	Males	Females	Persons	Males	Females	Persons	Males	Females	Persons	Males	Females	Persons	Males	Females	Persons	Males	Females
	26	27	28	29	30	31	32	33	34	35	36	37	38	39	40	41	42	43	44	45	46	47	48	49
<b>GRAND TOTAL</b>	19,894	11,111	8,783	51,222	24,795	26,427	19,335	9,834	9,501	52	36	16	20,324	11,324	9,000	15,923	8,232	7,691	13,824	7,297	6,527	332	190	142
<b>I. PALESTINE</b>	18,782	10,306	8,476	27,908	13,365	14,543	12,102	5,889	6,213	15	8	7	18,295	10,070	8,225	6,121	3,105	3,016	10,350	5,209	5,141	223	132	91
<b>II. ADJACENT ASIATIC TERRITORIES</b>	473	277	196	841	378	463	1,052	535	517	4	3	1	1,471	844	627	210	100	110	1,100	486	614	45	19	26
1. Sinai	...	...	...	...	...	...	...	...	...	...	...	...	...	...	...	...	...	...	...	...	...	...	...	...
2. Syria	284	124	160	841	378	463	794	356	368	4	3	1	1,264	651	613	207	98	109	1,077	470	607	41	18	23
3. Trans-Jordan	189	153	36	...	...	...	828	179	149	...	...	...	207	193	14	8	2	1	23	16	7	4	1	3
<b>III. MEDITERRANEAN ISLANDS</b>	1	...	1	20	10	10	81	47	34	...	...	...	6	2	4	3	2	1	33	22	11	...	...	...
4. Greek Islands	...	...	...	2	2	...	2	2	...	...	...	...	8	1	2	...	...	...	...	...	...	...	...	...
5. Cyprus	1	...	1	6	5	...	64	38	26	...	...	...	8	1	2	...	...	...	...	...	...	...	...	...
6. Malta	...	...	...	...	...	...	9	4	5	...	...	...	...	...	...	...	...	...	...	...	...	...	...	...
7. Others	...	...	...	12	3	...	6	3	3	...	...	...	...	...	...	...	...	...	...	...	...	...	...	...
<b>IV. CERTAIN AFRICAN TERRITORIES</b>	334	296	38	332	161	171	375	229	146	1	1	...	355	287	68	81	40	41	206	110	96	2	2	...
8. Abyssinia	...	...	...	8	1	2	140	91	49	...	...	...	...	...	...	...	...	...	...	...	...	...	...	...
9. Egypt	384	296	...	332	160	169	235	138	97	1	1	...	355	287	...	81	40	41	204	109	95	2	2	...
<b>V. OTHER ASIATIC TERRITORIES</b>	161	112	49	7,502	3,679	3,823	2,397	1,132	1,265	1	1	...	130	81	49	398	216	182	511	287	224	48	31	17
10. Kieiz-Nejd	18	15	3	...	...	...	...	...	...	...	...	...	18	15	3	2	1	1	...	...	...	...	...	...
11. Iraq	4	3	1	2,593	1,278	1,314	...	...	...	...	...	...	4	3	1	193	100	93	...	...	...	...	...	...
12. Yemen	4	4	...	1,298	618	680	...	...	...	...	...	...	6	4	2	20	13	7	...	...	...	...	...	...
13. Other Arabian Territories	...	...	...	38	19	18	...	...	...	...	...	...	1	1	...	7	4	3	...	...	...	...	...	...
14. Persia	68	1	...	2,062	1,041	1,021	15	9	6	1	1	...	84	44	40	51	38	13	...	...	...	...	...	
15. Turkey	38	27	...	1,009	493	516	2,064	966	1,098	...	...	...	84	44	40	115	54	61	454	250	204	38	24	14
16. Central Asiatic Territories	38	32	...	443	204	239	110	43	67	...	...	...	2	2	...	3	2	1	14	8	6	1	1	1
17. Indian Continent	80	27	...	48	20	28	41	25	16	...	...	...	12	10	2	2	2	2	18	15	3	1	1	1
18. Far Eastern Asia	2	2	...	10	4	6	...	...	...	...	...	...	...	...	...	5	2	...	...	...	...	...	...	...
19. Others	...	...	...	1	1	...	...	...	...	...	...	...	...	...	...	...	...	...	...	...	...	...	...	...
<b>VI. OTHER AFRICAN TERRITORIES</b>	124	107	17	879	374	505	30	15	15	...	...	...	24	20	4	85	39	46	10	6	4	...	...	
20. Algeria	35	31	4	28	15	13	1	1	1	...	...	...	1	1	...	2	1	1	...	...	...	...	...	...
21. Morocco	71	61	10	805	344	461	3	2	1	...	...	...	13	10	3	73	33	40	...	...	...	...	...	...
22. Tripoli	...	...	...	...	...	...	...	...	...	...	...	...	...	...	...	...	...	...	...	...	...	...	...	...
23. Tunis	12	11	...	84	9	25	8	3	3	...	...	...	2	2	...	6	3	3	...	...	...	...	...	...
24. Others	4	2	...	7	4	3	21	12	9	...	...	...	1	1	...	2	1	1	...	...	...	...	...	...





**TABLE XII.**

---

**PERMANENT PLACE OF RESIDENCE.**

---

**Part I** of this table deals with the permanent place of residence of the settled population. In the first column are given the names of districts and sub-districts in Palestine and also of foreign countries declared as the permanent places of residence of persons enumerated in each of the districts and sub-districts named at the head of columns 2 to 55 inclusive.

**Part II** shows the permanent place of residence of the settled population enumerated in each district distributed by religion.

**Part III** shows the permanent place of residence of the urban population irrespective of religion.

**Part IV [(a) and (b)]** is a condensation of Parts I and III. The permanent place of residence being given in this case at the heads of the columns.

In all the four parts the classification of the foreign countries is similar to that used in Table XI.

**Part V [(a) and (b)]** deals with the distribution of that part of the population who have returned their place of residence as in Palestine. Part V (a) is in respect of the total settled population; Part V (b) is in respect of the urban population.

**Part VI** gives condensed details respecting the four principal towns.

**Part VII** shows the net internal migration between districts.

TABLE XII.

## Permanent place of residence. Part I.—Summary.

PERMANENT PLACE OF RESIDENCE	SOUTHERN DISTRICT.											
	GAZA			BEERSHEBA			JAFFA			RAMLE		
	Persons	Males	Females	Persons	Males	Females	Persons	Males	Females	Persons	Males	Females
I	2	3	4	5	6	7	8	9	10	11	12	13
<b>GRAND TOTAL</b>	<b>94,104</b>	<b>46,802</b>	<b>47,302</b>	<b>3,101</b>	<b>1,667</b>	<b>1,434</b>	<b>140,534</b>	<b>72,707</b>	<b>67,827</b>	<b>66,793</b>	<b>34,807</b>	<b>31,986</b>
<b>I. SOUTHERN DISTRICT</b>	<b>93,771</b>	<b>46,595</b>	<b>47,176</b>	<b>3,090</b>	<b>1,659</b>	<b>1,431</b>	<b>138,871</b>	<b>71,594</b>	<b>67,277</b>	<b>65,403</b>	<b>33,814</b>	<b>31,589</b>
1. Gaza Sub-district	93,612	46,474	47,138	34	15	19	808	524	284	345	215	130
2. Beersheba Sub-district	18	9	9	8,056	1,644	1,412	116	68	48	24	12	12
3. Jaffa Sub-district	120	98	22	...	...	...	187,825	70,920	66,905	218	122	96
4. Ramle Sub-district	21	14	7	...	...	...	122	82	40	64,816	33,465	31,351
<b>II. JERUSALEM DISTRICT</b>	<b>26</b>	<b>18</b>	<b>8</b>	<b>8</b>	<b>7</b>	<b>1</b>	<b>502</b>	<b>311</b>	<b>191</b>	<b>287</b>	<b>178</b>	<b>109</b>
5. Hebron Sub-district	17	12	5	5	5	...	88	76	12	92	64	28
6. Bethlehem Sub-district	...	...	...	...	...	...	3	3	...	13	8	5
7. Jerusalem Sub-district	7	5	2	3	2	1	355	198	157	152	85	67
8. Jericho Sub-district	1	...	1	...	...	...	1	1	...	...	...	...
9. Ramallah Sub-district	1	1	...	...	...	...	55	33	22	30	21	9
<b>III. NORTHERN DISTRICT</b>	<b>24</b>	<b>11</b>	<b>13</b>	<b>3</b>	<b>1</b>	<b>2</b>	<b>394</b>	<b>278</b>	<b>116</b>	<b>128</b>	<b>70</b>	<b>58</b>
10. Tulkarm Sub-district	2	...	2	...	...	...	96	72	24	32	18	14
11. Nablus Sub-district	16	8	8	3	1	2	58	47	11	50	29	21
12. Jenin Sub-district	...	...	...	...	...	...	9	8	1	...	...	...
13. Nazareth Sub-district	...	...	...	...	...	...	40	22	18	10	5	5
14. Beisan Sub-district	...	...	...	...	...	...	5	4	1	3	3	...
15. Tiberias Sub-district	...	...	...	...	...	...	43	31	12	6	3	3
16. Haifa Sub-district	4	2	2	...	...	...	119	78	41	18	5	13
17. Acre Sub-district	2	1	1	...	...	...	6	3	3	3	2	1
18. Safad Sub-district	...	...	...	...	...	...	18	13	5	6	5	1
<b>IV. ADJACENT ASIATIC TERRITORIES</b>	<b>9</b>	<b>5</b>	<b>4</b>	...	...	...	<b>86</b>	<b>67</b>	<b>19</b>	<b>9</b>	<b>6</b>	<b>3</b>
19. Sinai	1	1	...	...	...	...	...	...	...	...	...	...
20. Syria	2	1	1	...	...	...	40	30	10	6	4	2
21. Trans-Jordan	6	3	3	...	...	...	48	37	9	3	2	1
<b>V. MEDITERRANEAN ISLANDS</b>	<b>1</b>	<b>1</b>	...	...	...	...	<b>10</b>	<b>7</b>	<b>3</b>	<b>2</b>	<b>1</b>	<b>1</b>
22. Greek Islands	1	1	...	...	...	...	1	1	...	...	...	...
23. Cyprus	...	...	...	...	...	...	9	6	3	2	1	1
24. Malta	...	...	...	...	...	...	...	...	...	...	...	...
25. Others	...	...	...	...	...	...	...	...	...	...	...	...
<b>VI. CERTAIN AFRICAN TERRITORIES</b>	<b>135</b>	<b>77</b>	<b>58</b>	...	...	...	<b>50</b>	<b>40</b>	<b>10</b>	<b>29</b>	<b>23</b>	<b>6</b>
26. Abyssinia	...	...	...	...	...	...	...	...	...	...	...	...
27. Egypt	135	77	58	...	...	...	50	40	10	29	23	6
<b>VII. OTHER ASIATIC TERRITORIES</b>	<b>12</b>	<b>11</b>	<b>1</b>	...	...	...	<b>10</b>	<b>9</b>	<b>1</b>	...	...	...
28. Hejaz-Nejd	9	9	...	...	...	...	4	4	...	...	...	...
29. Iraq	1	1	...	...	...	...	2	2	...	...	...	...
30. Yemen	...	...	...	...	...	...	1	1	...	...	...	...
31. Other Arabian Territories	...	...	...	...	...	...	...	...	...	...	...	...
32. Persia	...	...	...	...	...	...	...	...	...	...	...	...
33. Turkey	2	1	1	...	...	...	1	1	...	...	...	...
34. Central Asiatic Territories	...	...	...	...	...	...	...	...	...	...	...	...
35. Others	...	...	...	...	...	...	...	...	...	...	...	...
36. Indian Continent	...	...	...	...	...	...	2	1	1	...	...	...
37. Far Eastern Asia	...	...	...	...	...	...	...	...	...	...	...	...
<b>VIII. OTHER AFRICAN TERRITORIES</b>	...	...	...	...	...	...	<b>2</b>	<b>1</b>	<b>1</b>	<b>2</b>	<b>1</b>	<b>1</b>
38. Algeria	...	...	...	...	...	...	...	...	...	...	...	...
39. Morocco	...	...	...	...	...	...	1	1	...	...	...	...
40. Tripoli	...	...	...	...	...	...	1	...	1	...	...	...
41. Tunis	...	...	...	...	...	...	...	...	...	...	...	...
42. Others	...	...	...	...	...	...	...	...	...	2	1	1
<b>IX. EUROPEAN TERRITORIES</b>	<b>4</b>	<b>3</b>	<b>1</b>	...	...	...	<b>141</b>	<b>100</b>	<b>41</b>	<b>685</b>	<b>583</b>	<b>102</b>
43. Austria	...	...	...	...	...	...	...	...	...	...	...	...
44. Belgium	...	...	...	...	...	...	1	1	...	...	...	...
45. Bulgaria	...	...	...	...	...	...	...	...	...	...	...	...
46. Czecho-Slovakia	...	...	...	...	...	...	3	2	1	...	...	...
47. Danzig	...	...	...	...	...	...	...	...	...	...	...	...
48. Denmark	...	...	...	...	...	...	18	18	...	...	...	...
49. Estonia	...	...	...	...	...	...	1	...	1	...	...	...
50. Finland	...	...	...	...	...	...	...	...	...	...	...	...
51. France	...	...	...	...	...	...	13	6	7	...	...	...
52. Germany	...	...	...	...	...	...	14	7	7	1	...	1
53. Gibraltar	...	...	...	...	...	...	...	...	...	...	...	...
54. Greece	...	...	...	...	...	...	4	3	1	1	1	...
55. Holland	...	...	...	...	...	...	...	...	...	...	...	...
56. Hungary	...	...	...	...	...	...	...	...	...	...	...	...
57. Irish Free State	...	...	...	...	...	...	...	...	...	...	...	...
58. Italy	...	...	...	...	...	...	5	4	1	...	...	...
59. Latvia	...	...	...	...	...	...	...	...	...	...	...	...
60. Lithuania	...	...	...	...	...	...	...	...	...	...	...	...
61. Norway	...	...	...	...	...	...	21	21	...	...	...	...
62. Poland	...	...	...	...	...	...	9	7	2	...	...	...
63. Portugal	...	...	...	...	...	...	...	...	...	...	...	...
64. Rumania	...	...	...	...	...	...	1	1	...	...	...	...
65. Spain	...	...	...	...	...	...	...	...	...	...	...	...
66. Sweden	...	...	...	...	...	...	...	...	...	...	...	...
67. Switzerland	...	...	...	...	...	...	...	...	...	...	...	...
68. United Kingdom	4	3	1	...	...	...	49	29	20	688	582	101
69. U.S.S.R.	...	...	...	...	...	...	...	...	...	...	...	...
70. Yugo-Slavia	...	...	...	...	...	...	2	1	1	...	...	...
<b>X. AMERICA</b>	...	...	...	...	...	...	<b>30</b>	<b>14</b>	<b>16</b>	<b>7</b>	<b>3</b>	<b>4</b>
71. Canada	...	...	...	...	...	...	...	...	...	...	...	...
72. United States of America	...	...	...	...	...	...	27	13	14	7	3	4
73. Central & South America incl. West Indian Islands	...	...	...	...	...	...	3	1	2	...	...	...
<b>XI. AUSTRALASIA &amp; OCEANIA</b>	...	...	...	...	...	...	<b>1</b>	<b>1</b>	...	<b>4</b>	<b>2</b>	<b>2</b>
<b>XII. Not recorded</b>	<b>122</b>	<b>81</b>	<b>41</b>	...	...	...	<b>437</b>	<b>285</b>	<b>152</b>	<b>237</b>	<b>126</b>	<b>111</b>

TABLE XII.

Permanent place of residence. Part I.—Summary.—continued.

JERUSALEM DISTRICT.

HEBRON			BETHLEHEM			JERUSALEM			JERICHO			RAMALLAH		
Persons	Males	Females	Persons	Males	Females	Persons	Males	Females	Persons	Males	Females	Persons	Males	Females
14	15	16	17	18	19	20	21	22	23	24	25	26	27	28
65,630	32,987	32,643	16,781	8,023	8,758	132,661	66,612	66,049	3,356	2,111	1,245	39,062	18,803	20,259
137	82	55	63	35	28	907	512	395	122	108	14	650	357	293
93	57	36	23	14	9	145	108	37	33	23	5	458	242	216
14	8	6	9	5	4	48	43	5	1	1	...	34	18	16
18	11	7	21	9	12	560	273	287	88	79	9	56	36	20
12	6	6	10	7	3	154	88	66	...	...	...	102	61	41
65,354	32,821	32,533	16,569	7,913	8,656	128,732	63,891	64,841	2,940	1,748	1,192	37,924	18,156	19,768
65,187	32,741	32,446	111	53	58	285	190	95	57	52	5	478	261	217
18	10	8	16,357	7,805	8,552	95	34	61	25	11	14	16	10	6
142	67	75	91	51	40	128,206	63,595	64,611	122	89	33	216	120	96
1	1	...	...	...	...	21	11	10	2,721	1,581	1,140	5	3	2
6	2	4	10	4	6	125	61	64	15	15	...	37,209	17,762	19,447
40	23	17	59	28	31	765	477	288	52	47	5	185	112	73
11	6	5	8	5	3	56	36	20	7	6	1	13	10	3
9	6	3	19	9	10	161	112	49	15	13	2	123	66	57
6	2	4	3	2	1	20	15	5	...	...	...	12	6	6
1	1	...	10	4	6	103	61	42	6	6	...	16	12	4
...	...	...	...	...	...	27	15	12	...	...	...	1	1	...
...	...	...	1	...	1	60	34	26	4	4	...	1	...	1
11	7	4	7	2	5	223	133	90	20	18	2	16	14	2
2	1	1	9	5	4	52	33	19	...	...	...	2	2	...
...	...	...	2	1	1	63	38	25	...	...	...	1	1	...
24	14	10	35	19	16	342	224	118	223	189	34	144	79	65
...	...	...	...	...	...	...	...	...	...	...	...	...	...	...
8	2	6	1	...	1	106	56	50	1	1	...	15	4	11
16	12	4	34	19	15	236	168	68	222	188	34	129	75	54
...	...	...	...	...	...	6	3	3	...	...	...	...	...	...
...	...	...	...	...	...	5	2	3	...	...	...	...	...	...
...	...	...	...	...	...	1	1	...	...	...	...	...	...	...
6	4	2	2	2	...	150	116	34	9	9	...	3	3	...
...	...	...	...	...	...	6	3	3	7	7	...	...	...	...
6	4	2	2	2	...	144	113	31	2	2	...	3	3	...
1	1	...	...	...	...	47	32	15	6	6	...	4	4	...
...	...	...	...	...	...	3	2	1	5	5	...	2	2	...
...	...	...	...	...	...	13	9	4	1	1	...	2	2	...
1	1	...	...	...	...	...	...	...	...	...	...	2	2	...
...	...	...	...	...	...	1	1	...	...	...	...	...	...	...
...	...	...	...	...	...	10	4	6	...	...	...	...	...	...
...	...	...	...	...	...	1	1	...	...	...	...	...	...	...
...	...	...	...	...	...	18	15	3	...	...	...	...	...	...
...	...	...	...	...	...	1	...	1	...	...	...	...	...	...
...	...	...	...	...	...	3	2	1	1	1	...	1	1	...
...	...	...	...	...	...	...	...	...	...	...	...	...	...	...
...	...	...	...	...	...	...	...	...	...	...	...	...	...	...
...	...	...	...	...	...	3	2	1	...	...	...	1	1	...
21	17	4	5	4	1	1,407	1,202	205	1	1	...	...	...	...
...	...	...	...	...	...	18	10	8	...	...	...	...	...	...
...	...	...	...	...	...	6	4	2	...	...	...	...	...	...
...	...	...	...	...	...	2	1	1	...	...	...	...	...	...
...	...	...	...	...	...	3	1	2	...	...	...	...	...	...
...	...	...	...	...	...	2	2	...	...	...	...	...	...	...
2	2	...	...	...	...	38	22	16	...	...	...	...	...	...
...	...	...	...	...	...	61	22	39	...	...	...	...	...	...
...	...	...	...	...	...	5	5	...	...	...	...	...	...	...
...	...	...	...	...	...	11	5	6	...	...	...	...	...	...
...	...	...	...	...	...	2	1	1	...	...	...	...	...	...
...	...	...	...	...	...	4	2	2	...	...	...	...	...	...
...	...	...	...	...	...	7	6	1	...	...	...	...	...	...
...	...	...	...	...	...	...	...	...	...	...	...	...	...	...
...	...	...	...	...	...	5	5	...	...	...	...	...	...	...
...	...	...	...	...	...	3	...	3	...	...	...	...	...	...
...	...	...	...	...	...	1	...	1	...	...	...	...	...	...
...	...	...	...	...	...	1	1	...	...	...	...	...	...	...
19	15	4	5	4	1	1,218	1,105	113	1	1	...	...	...	...
...	...	...	...	...	...	3	2	1	...	...	...	...	...	...
...	...	...	...	...	...	79	38	41	1	1	...	2	2	...
...	...	...	...	...	...	1	...	1	...	...	...	2	2	...
...	...	...	...	...	...	72	35	37	1	1	...	...	...	...
...	...	...	...	...	...	6	3	3	...	...	...	...	...	...
...	...	...	1	1	...	12	6	6	...	...	...	...	...	...
47	25	22	47	21	26	211	109	102	1	1	...	149	89	60

TABLE XII.

Permanent place of residence. Part I.—Summary.—continued.

PERMANENT PLACE OF RESIDENCE	NORTHERN DISTRICT											
	TULKARM			NABLUS			JENIN			NAZARETH		
	Persons	Males	Females	Persons	Males	Females	Persons	Males	Females	Persons	Males	Females
I	29	30	31	32	33	34	35	36	37	38	39	40
<b>GRAND TOTAL</b>	<b>46,328</b>	<b>23,466</b>	<b>22,862</b>	<b>68,490</b>	<b>33,670</b>	<b>34,820</b>	<b>41,411</b>	<b>20,268</b>	<b>21,143</b>	<b>28,592</b>	<b>14,077</b>	<b>14,515</b>
<b>I. SOUTHERN DISTRICT</b>	<b>183</b>	<b>142</b>	<b>41</b>	<b>224</b>	<b>157</b>	<b>67</b>	<b>30</b>	<b>20</b>	<b>10</b>	<b>55</b>	<b>37</b>	<b>18</b>
1. Gaza Sub-district	58	51	7	123	98	25	6	4	2	14	9	5
2. Beersheba Sub-district	16	9	7	12	9	3	3	3	...	...	...	...
3. Jaffa Sub-district	94	71	23	68	42	26	5	4	1	36	24	12
4. Ramle Sub-district	15	11	4	21	8	13	16	9	7	5	4	1
<b>II. JERUSALEM DISTRICT</b>	<b>26</b>	<b>18</b>	<b>8</b>	<b>78</b>	<b>59</b>	<b>19</b>	<b>14</b>	<b>13</b>	<b>1</b>	<b>38</b>	<b>20</b>	<b>18</b>
5. Hebron Sub-district	5	5	...	21	19	2	6	5	1	...	...	...
6. Bethlehem Sub-district	...	...	...	...	...	...	2	2	...	1	1	...
7. Jerusalem Sub-district	18	10	8	40	26	14	5	5	...	27	14	13
8. Jericho Sub-district	...	...	...	...	...	...	...	...	...	...	...	...
9. Ramallah Sub-district	3	3	...	17	14	3	1	1	...	10	5	5
<b>III. NORTHERN DISTRICT</b>	<b>45,909</b>	<b>23,155</b>	<b>22,754</b>	<b>67,930</b>	<b>33,280</b>	<b>34,650</b>	<b>41,130</b>	<b>20,085</b>	<b>21,045</b>	<b>28,211</b>	<b>13,767</b>	<b>14,444</b>
10. Tulkarm Sub-district	45,870	23,003	22,667	62	35	27	20	10	10	3	2	1
11. Nablus Sub-district	140	89	51	67,742	33,179	34,563	104	78	26	23	15	8
12. Jenin Sub-district	28	20	8	29	11	18	40,865	19,916	20,949	16	9	7
13. Nazareth Sub-district	4	3	1	5	3	2	15	13	2	27,887	13,618	14,269
14. Beisan Sub-district	...	...	...	17	7	10	23	12	11	37	20	17
15. Tiberias Sub-district	5	5	...	3	1	2	8	5	3	98	51	47
16. Haifa Sub-district	34	16	18	61	35	26	89	46	43	126	43	83
17. Acre Sub-district	12	10	2	...	...	...	3	3	...	14	5	9
18. Safad Sub-district	16	9	7	11	9	2	3	2	1	7	4	3
<b>IV. ADJACENT ASIATIC TERRITORIES</b>	<b>41</b>	<b>36</b>	<b>5</b>	<b>147</b>	<b>87</b>	<b>60</b>	<b>51</b>	<b>33</b>	<b>18</b>	<b>66</b>	<b>42</b>	<b>24</b>
19. Sinai	...	...	...	...	...	...	...	...	...	...	...	...
20. Syria	17	14	3	31	16	15	9	8	1	13	11	2
21. Trans-Jordan	94	22	2	116	71	45	42	25	17	53	31	22
<b>V. MEDITERRANEAN ISLANDS</b>	...	...	...	...	...	...	...	...	...	...	...	...
22. Greek Islands	...	...	...	...	...	...	...	...	...	...	...	...
23. Cyprus	...	...	...	...	...	...	...	...	...	...	...	...
24. Malta	...	...	...	...	...	...	...	...	...	...	...	...
25. Others	...	...	...	...	...	...	...	...	...	...	...	...
<b>VI. CERTAIN AFRICAN TERRITORIES</b>	<b>7</b>	<b>7</b>	...	<b>11</b>	<b>8</b>	<b>3</b>	<b>16</b>	<b>16</b>	...	<b>9</b>	<b>7</b>	<b>2</b>
26. Abyssinia	...	...	...	...	...	...	...	...	...	...	...	...
27. Egypt	7	7	...	11	8	3	16	16	...	9	7	2
<b>VII. OTHER ASIATIC TERRITORIES</b>	<b>4</b>	<b>4</b>	...	<b>7</b>	<b>6</b>	<b>1</b>	<b>5</b>	<b>4</b>	<b>1</b>	<b>10</b>	<b>10</b>	...
28. Hejaz-Nejd	...	...	...	...	...	...	4	4	...	8	8	...
29. Iraq	1	1	...	5	5	...	...	...	...	...	...	...
30. Yemen	1	1	...	...	...	...	...	...	...	...	...	...
31. Other Arabian Territories	1	1	...	...	...	...	...	...	...	...	...	...
32. Persia	...	...	...	...	...	...	...	...	...	...	...	...
33. Turkey	...	...	...	2	1	1	1	...	1	...	...	...
34. Central Asiatic Territories	1	1	...	...	...	...	...	...	...	...	...	...
35. Others	...	...	...	...	...	...	...	...	...	...	...	...
36. Indian Continent	...	...	...	...	...	...	...	...	...	2	2	...
37. Far Eastern Asia	...	...	...	...	...	...	...	...	...	...	...	...
<b>VIII. OTHER AFRICAN TERRITORIES</b>	...	...	...	...	...	...	...	...	...	...	...	...
38. Algeria	...	...	...	...	...	...	...	...	...	...	...	...
39. Morocco	...	...	...	...	...	...	...	...	...	...	...	...
40. Tripoli	...	...	...	...	...	...	...	...	...	...	...	...
41. Tunis	...	...	...	...	...	...	...	...	...	...	...	...
42. Others	...	...	...	...	...	...	...	...	...	...	...	...
<b>IX. EUROPEAN TERRITORIES</b>	...	...	...	<b>77</b>	<b>71</b>	<b>6</b>	...	...	...	<b>173</b>	<b>172</b>	<b>1</b>
43. Austria	...	...	...	...	...	...	...	...	...	1	...	1
44. Belgium	...	...	...	...	...	...	...	...	...	...	...	...
45. Bulgaria	...	...	...	...	...	...	...	...	...	...	...	...
46. Czecho-Slovakia	...	...	...	...	...	...	...	...	...	...	...	...
47. Danzig	...	...	...	...	...	...	...	...	...	...	...	...
48. Denmark	...	...	...	...	...	...	...	...	...	...	...	...
49. Estonia	...	...	...	...	...	...	...	...	...	...	...	...
50. Finland	...	...	...	...	...	...	...	...	...	...	...	...
51. France	...	...	...	...	...	...	...	...	...	...	...	...
52. Germany	...	...	...	...	...	...	...	...	...	...	...	...
53. Gibraltar	...	...	...	...	...	...	...	...	...	...	...	...
54. Greece	...	...	...	...	...	...	...	...	...	...	...	...
55. Holland	...	...	...	...	...	...	...	...	...	...	...	...
56. Hungary	...	...	...	...	...	...	...	...	...	...	...	...
57. Irish Free State	...	...	...	3	3	...	...	...	...	...	...	...
58. Italy	...	...	...	...	...	...	...	...	...	...	...	...
59. Latvia	...	...	...	...	...	...	...	...	...	...	...	...
60. Lithuania	...	...	...	...	...	...	...	...	...	...	...	...
61. Norway	...	...	...	...	...	...	...	...	...	...	...	...
62. Poland	...	...	...	...	...	...	...	...	...	...	...	...
63. Portugal	...	...	...	...	...	...	...	...	...	...	...	...
64. Rumania	...	...	...	...	...	...	...	...	...	...	...	...
65. Spain	...	...	...	...	...	...	...	...	...	...	...	...
66. Sweden	...	...	...	...	...	...	...	...	...	...	...	...
67. Switzerland	...	...	...	...	...	...	...	...	...	...	...	...
68. United Kingdom	...	...	...	74	68	6	...	...	...	172	172	...
69. U.S.S.R.	...	...	...	...	...	...	...	...	...	...	...	...
70. Yugo-Slavia	...	...	...	...	...	...	...	...	...	...	...	...
<b>X. AMERICA</b>	...	...	...	...	...	...	...	...	...	1	1	...
71. Canada	...	...	...	...	...	...	...	...	...	...	...	...
72. United States of America	...	...	...	...	...	...	...	...	...	1	1	...
73. Central & South America incl. West Indian Islands	...	...	...	...	...	...	...	...	...	...	...	...
<b>XI. AUSTRALASIA &amp; OCEANIA</b>	...	...	...	...	...	...	...	...	...	...	...	...
<b>XII. Not recorded</b>	<b>158</b>	<b>104</b>	<b>54</b>	<b>16</b>	<b>2</b>	<b>14</b>	<b>165</b>	<b>97</b>	<b>68</b>	<b>29</b>	<b>21</b>	<b>8</b>

TABLE XII.

Permanent place of residence. Part I.—Summary.—concluded.

NORTHERN DISTRICT

BEISAN			TIBERIAS			HAIFA			ACRE			SAFAD		
Persons	Males	Females	Persons	Males	Females	Persons	Males	Females	Persons	Males	Females	Persons	Males	Females
41	42	43	44	45	46	47	48	49	50	51	52	53	54	55
15,123	8,045	7,078	26,975	13,736	13,239	95,472	50,522	44,950	45,142	23,177	21,965	39,713	19,778	19,935
112	89	23	97	58	39	339	251	88	33	26	7	53	35	18
10	9	1	7	7	...	20	18	2	4	4	...	7	6	1
1	1	...	3	1	2	5	2	3	...	...	...	...	...	...
89	69	20	87	50	37	288	208	80	14	10	4	35	20	15
12	10	2	...	...	...	26	23	3	15	12	3	11	9	2
50	44	6	24	15	9	115	78	37	27	19	8	20	16	4
3	3	...	...	...	...	12	9	3	9	5	4	...	...	...
1	1	...	...	...	...	3	3	...	1	1	...	...	...	...
35	30	5	24	15	9	89	60	29	17	13	4	20	16	4
6	5	1	...	...	...	...	...	...	...	...	...	...	...	...
5	5	...	...	...	...	11	6	5	...	...	...	...	...	...
14,676	7,709	6,967	26,438	13,403	13,035	93,603	48,961	44,642	44,631	22,850	21,781	39,215	19,431	19,784
12	10	2	15	9	6	95	66	29	11	7	4	4	2	2
75	60	15	20	12	8	247	187	60	34	28	6	23	16	7
101	60	41	3	1	2	119	78	41	21	15	6	2	2	...
57	37	20	81	63	18	170	94	76	19	13	6	28	19	7
14,244	7,380	6,864	22	10	12	14	10	4	10	7	3	1	1	...
74	60	14	26,116	13,188	12,928	48	31	17	33	16	17	30	20	10
89	80	9	87	65	22	92,788	48,418	44,370	171	78	93	64	35	29
19	18	1	6	6	...	69	41	23	44,293	22,658	21,635	18	12	6
5	4	1	88	49	39	53	36	17	39	28	11	39,047	19,324	19,723
224	160	64	245	152	93	171	142	29	313	179	134	255	183	72
...	...	...	...	...	...	1	1	...	...	...	...	...	...	...
11	8	3	170	101	69	111	86	25	287	163	124	227	159	68
218	152	61	75	51	24	59	55	4	28	16	10	28	24	4
...	...	...	...	...	...	3	2	1	...	...	...	...	...	...
...	...	...	...	...	...	...	3	2	...	...	...	...	...	...
...	...	...	...	...	...	...	...	...	...	...	...	...	...	...
...	...	...	...	...	...	...	...	...	...	...	...	...	...	...
12	12	...	13	10	3	71	60	11	6	3	3	4	4	...
...	...	...	...	...	...	...	...	...	...	...	...	...	...	...
12	12	...	13	10	3	71	60	11	6	3	3	4	4	...
...	...	...	4	4	...	7	5	2	3	3	...	8	7	1
...	...	...	4	4	...	...	...	...	1	1	...	7	7	...
...	...	...	...	...	...	...	...	...	...	...	...	...	...	...
...	...	...	...	...	...	...	...	...	...	...	...	...	...	...
...	...	...	...	...	...	5	3	2	2	2	...	1	...	1
...	...	...	...	...	...	2	2	...	...	...	...	...	...	...
...	...	...	4	4	...	3	3	...	...	...	...	...	...	...
...	...	...	1	1	...	...	...	...	...	...	...	...	...	...
...	...	...	1	1	...	...	...	...	...	...	...	...	...	...
...	...	...	2	2	...	...	...	...	...	...	...	...	...	...
6	4	2	28	17	11	938	875	63	19	18	1	40	40	...
...	...	...	...	...	...	7	3	4	...	...	...	...	...	...
...	...	...	...	...	...	1	1	...	...	...	...	...	...	...
...	...	...	...	...	...	...	...	...	...	...	...	...	...	...
...	...	...	4	4	...	3	3	...	...	...	...	...	...	...
...	...	...	6	1	5	20	6	14	...	...	...	...	...	...
...	...	...	...	...	...	4	4	...	4	4	...	...	...	...
...	...	...	1	...	1	...	...	...	...	...	...	...	...	...
...	...	...	2	2	...	1	1	...	...	...	...	...	...	...
...	...	...	4	...	4	10	5	5	...	...	...	...	...	...
...	...	...	...	...	...	...	...	...	...	...	...	...	...	...
...	...	...	...	...	...	4	2	2	...	...	...	...	...	...
...	...	...	1	1	...	...	...	...	...	...	...	...	...	...
...	...	...	...	...	...	2	1	1	...	...	...	...	...	...
5	4	1	10	9	1	886	849	37	15	14	1	39	39	...
...	...	...	...	...	...	...	...	...	...	...	...	1	1	...
...	...	...	4	2	2	16	9	7	2	1	1	1	1	...
...	...	...	1	1	...	15	8	7	...	...	...	1	1	...
...	...	...	2	1	1	1	1	...	2	1	1	...	...	...
...	...	...	...	...	...	1	1	...	...	...	...	...	...	...
43	27	16	118	71	47	205	135	70	108	78	30	117	61	56



TABLE XII.  
Permanent place of residence. Part II.—Details for districts.  
SOUTHERN DISTRICT.—concluded.

PERMANENT PLACE OF RESIDENCE	TOTAL PERSONS			MOSLEMS			JEWS			CHRISTIANS			OTHERS		
	Persons	Males	Females	Persons	Males	Females	Persons	Males	Females	Persons	Males	Females	Persons	Males	Females
	2	3	4	5	6	7	8	9	10	11	12	13	14	15	16
VIII. OTHER AFRICAN TERRITORIES															
30. Algeria	4	2	2	2	1	1	1								
39. Morocco	1	1	1	1											
40. Tripoli	1	1	1	1											
41. Tunis	2	1	1	1											
42. Others	830	686	144	1	1		39	25	14	790	660	130			
IX. EUROPEAN TERRITORIES															
43. Austria	1	1					1	1							
44. Belgium	3	2	1				8	2	1						
45. Bulgaria	18	18								18					
46. Czechoslovakia	1									1					
47. Danzig	13	6	7				5	4	1	8	2	6			
48. Denmark	15	7	8				11	5	6	4	2	2			
49. Estonia	5	4	1				1	1		4	4				
50. Finland	5	4													
51. France	6	4													
52. Germany	5	4													
53. Gibraltar	5	4													
54. Greece	5	4													
55. Holland	5	4													
56. Hungary	5	4													
57. Irish Free State	5	4													
58. Italy	21	21								21					
59. Latvia	9	7													
60. Lithuania	9	7													
61. Norway	1	1													
62. Poland	1	1													
63. Portugal	786	614	122	1	1		7	4	3	788	609	119			
64. Rumania	2	1	1				1	1		1					
65. Spain	37	17	20				29	14	15	8	3	5			
66. Sweden	84	16	18				26	13	13	8	3	5			
67. Switzerland	8	1	2				8	1	2						
68. United Kingdom	5	3	2				1	1		4	2				
69. U.S.S.R.	786	492	304	531	319	212	208	139	69	57	34	23			
70. Yugo-Slavia	2	1	1												
X. AMERICA															
71. Canada	37	17	20				29	14	15	8	3	5			
72. United States of America	84	16	18				26	13	13	8	3	5			
73. Central & South America incl. West Indian Islands	8	1	2				8	1	2						
XI. AUSTRALASIA & OCEANIA															
XII. Not recorded	786	492	304	531	319	212	208	139	69	57	34	23			

**TABLE XII.**  
Permanent place of residence. Part II.—Details for districts.

**JERUSALEM DISTRICT.**

PERMANENT PLACE OF RESIDENCE	TOTAL PERSONS						MOSLEMS			JEWS			CHRISTIANS			OTHERS		
	Persons	Males	Females	Persons	Males	Females	Persons	Males	Females	Persons	Males	Females	Persons	Males	Females	Persons	Males	Females
<b>I. SOUTHERN DISTRICT</b>	<b>257,490</b>	<b>128,536</b>	<b>128,954</b>	<b>163,947</b>	<b>83,012</b>	<b>80,935</b>	<b>54,959</b>	<b>26,894</b>	<b>28,065</b>	<b>38,488</b>	<b>18,567</b>	<b>19,921</b>	<b>96</b>	<b>63</b>	<b>33</b>			
1. Gaza	1,879	1,094	785	1,141	632	449	483	262	221	253	138	115	2	2	..			
2. Beersheba	752	449	303	719	430	289	1	..	1	32	19	13	..	..	..			
3. Jaffa	1,066	75	31	82	52	30	2	..	..	22	21	1	..	..	..			
4. Ramle	743	408	335	198	85	41	465	256	209	150	65	85	2	2	..			
Sub-district	278	162	116	214	125	89	15	4	11	49	33	16	..	..	..			
<b>II. JERUSALEM DISTRICT</b>	<b>251,519</b>	<b>124,529</b>	<b>126,990</b>	<b>161,266</b>	<b>81,275</b>	<b>79,991</b>	<b>54,106</b>	<b>26,424</b>	<b>27,682</b>	<b>36,072</b>	<b>16,784</b>	<b>19,288</b>	<b>75</b>	<b>46</b>	<b>29</b>			
5. Hebron	66,118	33,297	32,821	65,908	33,195	32,713	135	70	65	67	30	37	8	2	6			
6. Bethlehem	16,511	7,870	8,641	5,878	3,040	2,839	38	20	16	10,598	4,808	5,785	3	2	1			
7. Jerusalem	128,777	63,922	64,855	58,811	29,062	27,749	68,799	26,205	27,594	18,123	8,627	9,495	45	28	17			
8. Jericho	2,748	1,596	1,152	2,401	1,345	1,056	184	128	6	194	109	85	19	14	5			
9. Ramallah	37,365	17,844	19,521	30,297	14,633	15,634	2	1	1	7,086	3,210	3,886	..	..	..			
<b>III. NORTHERN DISTRICT</b>	<b>1,101</b>	<b>687</b>	<b>414</b>	<b>530</b>	<b>348</b>	<b>182</b>	<b>265</b>	<b>155</b>	<b>110</b>	<b>298</b>	<b>180</b>	<b>118</b>	<b>8</b>	<b>4</b>	<b>4</b>			
10. Tuikarm	95	63	32	55	37	18	15	11	4	25	15	14	..	..	..			
11. Nablus	327	206	121	287	180	107	..	..	..	39	25	14	..	..	..			
12. Jenin	41	25	16	38	21	15	..	..	..	5	4	4	..	..	..			
13. Nazareth	136	84	52	28	23	6	24	10	14	83	51	32	..	..	..			
14. Beisan	28	16	12	17	11	6	5	3	2	6	2	4	..	..	..			
15. Tiberias	66	38	28	9	7	2	51	30	21	6	1	5	..	..	..			
16. Haifa	277	174	103	45	32	13	138	84	54	88	55	33	6	3	3			
17. Acre	65	41	24	25	15	10	1	1	..	38	25	13	..	..	..			
18. Safad	66	40	26	27	22	5	31	16	..	8	2	6	..	..	..			
<b>IV. ADJACENT ASIATIC TERRITORIES</b>	<b>768</b>	<b>525</b>	<b>243</b>	<b>502</b>	<b>369</b>	<b>133</b>	<b>8</b>	<b>2</b>	<b>6</b>	<b>250</b>	<b>146</b>	<b>104</b>	<b>8</b>	<b>8</b>	<b>3</b>			
19. Sinai	..	..	..	..	..	..	..	..	..	..	..	..	..	..	..			
20. Syria	181	63	68	35	15	20	7	1	..	87	45	42	..	..	..			
21. Trans-Jordan	687	462	175	467	354	113	1	1	..	168	101	62	..	..	..			
<b>V. MEDITERRANEAN ISLANDS</b>	<b>6</b>	<b>3</b>	<b>3</b>	<b>1</b>	<b>1</b>	<b>..</b>	<b>..</b>	<b>..</b>	<b>..</b>	<b>5</b>	<b>2</b>	<b>3</b>	<b>..</b>	<b>..</b>	<b>..</b>			
22. Greek Islands	..	..	..	..	..	..	..	..	..	..	..	..	..	..	..			
23. Cyprus	..	2	3	..	..	..	..	..	..	5	2	..	..	..	..			
24. Malta	..	1	..	..	..	..	..	..	..	..	..	..	..	..	..			
25. Others	..	..	..	..	..	..	..	..	..	..	..	..	..	..	..			
<b>VI. CERTAIN AFRICAN TERRITORIES</b>	<b>170</b>	<b>134</b>	<b>36</b>	<b>95</b>	<b>90</b>	<b>5</b>	<b>7</b>	<b>4</b>	<b>3</b>	<b>68</b>	<b>40</b>	<b>28</b>	<b>..</b>	<b>..</b>	<b>..</b>			
26. Abyssinia	13	10	3	..	..	..	..	..	..	13	10	3	..	..	..			
27. Egypt	157	124	33	..	90	..	7	4	3	55	30	25	..	..	..			
<b>VII. OTHER ASIATIC TERRITORIES</b>	<b>58</b>	<b>43</b>	<b>15</b>	<b>35</b>	<b>30</b>	<b>5</b>	<b>8</b>	<b>7</b>	<b>1</b>	<b>15</b>	<b>6</b>	<b>9</b>	<b>..</b>	<b>..</b>	<b>..</b>			
28. Hejaz-Nejd	10	9	1	10	9	1	..	..	..	..	..	..	..	..	..			
29. Iraq	14	10	4	1	1	..	..	..	..	..	..	..	..	..	..			
30. Yemen	3	3	..	..	..	..	..	..	..	..	..	..	..	..	..			
31. Other Arabian Territories	..	..	..	..	..	..	..	..	..	..	..	..	..	..	..			
32. Persia	1	1	..	..	..	..	..	..	..	..	..	..	..	..	..			
33. Turkey	10	4	6	..	2	..	1	1	..	5	1	4	..	..	..			
34. Central Asiatic Territories	1	1	..	..	..	..	..	..	..	..	..	..	..	..	..			
35. Others	..	..	..	..	..	..	..	..	..	..	..	..	..	..	..			
36. Indian Continent	..	15	3	..	15	2	..	..	..	..	..	..	..	..	..			
37. Far Eastern Asia	1	..	1	..	..	..	..	..	..	..	..	..	..	..	..			

TABLE XII.

Permanent place of residence. Part II.—Details for districts.

JERUSALEM DISTRICT.—concluded.

PERMANENT PLACE OF RESIDENCE	TOTAL PERSONS						MOSLEMS			JEWS			CHRISTIANS			OTHERS		
	Males		Females		Persons	Males	Females	Persons	Males	Females	Persons	Males	Females	Persons	Males	Females	Persons	
	Persons	2	3	4														5
<b>VIII. OTHER AFRICAN TERRITORIES</b>																		
38. Algeria .....	5	4	1	2	2	..	..	..	..	..	..	..	..	..	..	..	..	..
39. Morocco .....	..	..	..	..	..	..	..	..	..	..	..	..	..	..	..	..	..	..
40. Tripoli .....	1	1	..	1	..	..	..	..	..	..	..	..	..	..	..	..	..	..
41. Tunis .....	..	..	..	..	..	..	..	..	..	..	..	..	..	..	..	..	..	..
42. Others .....	4	3	1	1	1	..	..	..	..	..	..	..	..	..	..	..	..	..
<b>IX. EUROPEAN TERRITORIES</b>	1,434	1,224	210	..	..	..	31	21	10	1,401	1,201	200	7	2	..	..	..	
43. Austria .....	18	10	8	..	..	..	1	..	..	17	10	..	..	..	..	..	..	
44. Belgium .....	6	4	2	..	..	..	4	3	1	2	1	..	..	..	..	..	..	
45. Bulgaria .....	..	..	..	..	..	..	..	..	..	..	..	..	..	..	..	..	..	..
46. Czechoslovakia .....	2	1	1	..	..	..	2	1	..	..	..	..	..	..	..	..	..	..
47. Danzig .....	..	..	..	..	..	..	..	..	..	..	..	..	..	..	..	..	..	..
48. Denmark .....	3	1	2	..	..	..	1	1	..	2	..	..	..	..	..	..	..	..
49. Estonia .....	..	..	..	..	..	..	..	..	..	..	..	..	..	..	..	..	..	..
50. Finland .....	2	2	..	..	..	..	1	1	..	..	..	..	..	..	..	..	..	..
51. France .....	40	24	16	..	..	..	3	2	1	..	..	..	..	..	..	..	..	..
52. Germany .....	61	22	39	..	..	..	6	4	1	..	..	..	..	..	..	..	..	..
53. Gibraltar .....	5	5	..	..	..	..	1	1	..	..	..	..	..	..	..	..	..	..
54. Greece .....	11	5	6	..	..	..	..	..	..	..	..	..	..	..	..	..	..	..
55. Holland .....	2	1	2	..	..	..	1	1	..	..	..	..	..	..	..	..	..	..
56. Hungary .....	4	2	..	..	..	..	1	1	..	..	..	..	..	..	..	..	..	..
57. Irish Free State .....	..	..	..	..	..	..	..	..	..	..	..	..	..	..	..	..	..	..
58. Italy .....	7	6	1	..	..	..	..	..	..	..	..	..	..	..	..	..	..	..
59. Latvia .....	..	..	..	..	..	..	..	..	..	..	..	..	..	..	..	..	..	..
60. Lithuania .....	..	..	..	..	..	..	..	..	..	..	..	..	..	..	..	..	..	..
61. Norway .....	..	..	..	..	..	..	..	..	..	..	..	..	..	..	..	..	..	..
62. Poland .....	5	5	..	..	..	..	3	3	..	..	..	..	..	..	..	..	..	..
63. Portugal .....	3	..	3	..	..	..	..	..	..	..	..	..	..	..	..	..	..	..
64. Rumania .....	1	..	1	..	..	..	..	..	..	..	..	..	..	..	..	..	..	..
65. Spain .....	1	..	..	..	..	..	..	..	..	..	..	..	..	..	..	..	..	..
66. Sweden .....	1	1	..	..	..	..	..	..	..	..	..	..	..	..	..	..	..	..
67. Switzerland .....	17	8	9	..	..	..	1	4	1	16	8	..	..	..	..	..	..	..
68. United Kingdom .....	1,243	1,125	118	..	..	..	5	..	..	1,238	1,121	117	..	..	..	..	..	..
69. U.S.S.R. ....	3	2	1	..	..	..	..	..	..	..	..	..	..	..	..	..	..	..
70. Yugo-Slavia .....	..	..	..	..	..	..	..	..	..	..	..	..	..	..	..	..	..	..
<b>X. AMERICA</b> .....	82	41	41	6	4	2	24	12	12	52	25	27	..	..	..	..	..	..
71. Canada .....	1	..	..	..	..	..	1	..	..	..	..	..	..	..	..	..	..	..
72. United States of America .....	75	38	37	5	4	1	22	11	11	48	23	25	..	..	..	..	..	..
73. Central & South America incl. West Indian Islands .....	6	3	3	1	1	1	1	1	..	4	2	2	..	..	..	..	..	..
<b>XI. AUSTRALASIA &amp; OCEANIA</b> .....	13	7	6	..	..	..	..	..	..	13	7	6	..	..	..	..	..	..
<b>XII. Not recorded</b> .....	455	245	210	369	201	168	27	7	20	58	36	22	1	1	..	..	..	..





## TABLE XII.

## Permanent place of residence. Part III.—Details for towns.

## SOUTHERN DISTRICT.

PERMANENT PLACE OF RESIDENCE	TOTAL PERSONS			KHAN YUNIS			GAZA			BEERSHEBA		
	Persons	Males	Females	Persons	Males	Females	Persons	Males	Females	Persons	Males	Females
I	2	3	4	5	6	7	8	9	10	11	12	13
GRAND TOTAL	149,680	76,513	73,167	3,811	1,865	1,946	17,046	8,418	8,628	2,959	1,568	1,391
I. SOUTHERN DISTRICT	147,745	75,265	72,480	3,731	1,827	1,904	17,010	8,400	8,610	2,948	1,560	1,388
1. Gaza Sub-district	27,115	13,455	13,660	3,707	1,824	1,883	16,974	8,381	8,593	34	15	19
2. Beersheba Sub-district	2,954	1,560	1,394	22	1	21	6	4	2	2,914	1,545	1,369
3. Jaffa Sub-district	96,670	49,271	47,399	2	2	...	28	14	14	...	...	...
4. Ramle Sub-district	21,008	10,979	10,027	...	...	...	2	1	1	...	...	...
II. JERUSALEM DISTRICT	489	285	204	2	2	...	10	3	7	8	7	1
5. Hebron Sub-district	101	82	19	2	2	...	6	2	4	5	5	...
6. Bethlehem Sub-district	3	2	1	...	...	...	...	...	...	...	...	...
7. Jerusalem Sub-district	333	173	160	...	...	...	3	1	2	3	2	1
8. Jericho Sub-district	2	1	1	...	...	...	1	...	1	...	...	...
9. Ramallah Sub-district	50	27	23	...	...	...	...	...	...	...	...	...
III. NORTHERN DISTRICT	289	178	111	...	...	...	10	3	7	3	1	2
10. Tulkarm Sub-district	64	42	22	...	...	...	...	...	...	...	...	...
11. Nablus Sub-district	56	36	20	...	...	...	7	2	5	3	1	2
12. Jenin Sub-district	2	2	...	...	...	...	...	...	...	...	...	...
13. Nazareth Sub-district	27	13	14	...	...	...	...	...	...	...	...	...
14. Beisan Sub-district	5	4	1	...	...	...	...	...	...	...	...	...
15. Tiberias Sub-district	27	20	7	...	...	...	...	...	...	...	...	...
16. Haifa Sub-district	90	52	38	...	...	...	2	1	1	...	...	...
17. Acre Sub-district	8	3	5	...	...	...	1	...	1	...	...	...
18. Safad Sub-district	10	6	4	...	...	...	...	...	...	...	...	...
IV. ADJACENT ASIATIC TERRITORIES	91	69	22	1	1	...	2	1	1	...	...	...
19. Sinai	...	...	...	...	...	...	...	...	...	...	...	...
20. Syria	43	31	12	...	...	...	...	...	...	...	...	...
21. Trans-Jordan	43	38	10	1	1	...	2	1	1	...	...	...
V. MEDITERRANEAN ISLANDS	8	6	2	...	...	...	1	1	...	...	...	...
22. Greek Islands	1	1	...	...	...	...	...	...	...	...	...	...
23. Cyprus	7	5	2	...	...	...	1	1	...	...	...	...
24. Malta	...	...	...	...	...	...	...	...	...	...	...	...
25. Others	...	...	...	...	...	...	...	...	...	...	...	...
VI. CERTAIN AFRICAN TERRITORIES	137	83	54	76	34	42	6	4	2	...	...	...
26. Abyssinia	...	...	...	...	...	...	...	...	...	...	...	...
27. Egypt	137	83	54	76	34	42	6	4	2	...	...	...
VII. OTHER ASIATIC TERRITORIES	11	7	4	...	...	...	3	3	...	...	...	...
28. Hejaz-Nejd	9	5	4	...	...	...	2	3	...	...	...	...
29. Iraq	1	1	...	...	...	...	...	...	...	...	...	...
30. Yemen	...	...	...	...	...	...	...	...	...	...	...	...
31. Other Arabian Territories	...	...	...	...	...	...	...	...	...	...	...	...
32. Persia	...	...	...	...	...	...	...	...	...	...	...	...
33. Turkey	1	1	...	...	...	...	...	...	...	...	...	...
34. Central Asiatic Territories	...	...	...	...	...	...	...	...	...	...	...	...
35. Others	...	...	...	...	...	...	...	...	...	...	...	...
36. Indian Continent	...	...	...	...	...	...	...	...	...	...	...	...
37. Far Eastern Asia	...	...	...	...	...	...	...	...	...	...	...	...
VIII. OTHER AFRICAN TERRITORIES	3	1	2	...	...	...	...	...	...	...	...	...
38. Algeria	...	...	...	...	...	...	...	...	...	...	...	...
39. Morocco	...	...	...	...	...	...	...	...	...	...	...	...
40. Tripoli	1	...	1	...	...	...	...	...	...	...	...	...
41. Tunis	...	...	...	...	...	...	...	...	...	...	...	...
42. Others	2	1	1	...	...	...	...	...	...	...	...	...
IX. EUROPEAN TERRITORIES	382	306	76	...	...	...	...	...	...	...	...	...
43. Austria	...	...	...	...	...	...	...	...	...	...	...	...
44. Belgium	1	1	...	...	...	...	...	...	...	...	...	...
45. Bulgaria	...	...	...	...	...	...	...	...	...	...	...	...
46. Czecho-Slovakia	3	2	1	...	...	...	...	...	...	...	...	...
47. Danzig	...	...	...	...	...	...	...	...	...	...	...	...
48. Denmark	18	18	...	...	...	...	...	...	...	...	...	...
49. Estonia	1	...	1	...	...	...	...	...	...	...	...	...
50. Finland	...	...	...	...	...	...	...	...	...	...	...	...
51. France	13	6	7	...	...	...	...	...	...	...	...	...
52. Germany	12	6	6	...	...	...	...	...	...	...	...	...
53. Gibraltar	...	...	...	...	...	...	...	...	...	...	...	...
54. Greece	4	3	1	...	...	...	...	...	...	...	...	...
55. Holland	...	...	...	...	...	...	...	...	...	...	...	...
56. Hungary	...	...	...	...	...	...	...	...	...	...	...	...
57. Irish Free State	...	...	...	...	...	...	...	...	...	...	...	...
58. Italy	5	4	1	...	...	...	...	...	...	...	...	...
59. Latvia	...	...	...	...	...	...	...	...	...	...	...	...
60. Lithuania	...	...	...	...	...	...	...	...	...	...	...	...
61. Norway	21	21	...	...	...	...	...	...	...	...	...	...
62. Poland	8	6	2	...	...	...	...	...	...	...	...	...
63. Portugal	...	...	...	...	...	...	...	...	...	...	...	...
64. Rumania	1	1	...	...	...	...	...	...	...	...	...	...
65. Spain	...	...	...	...	...	...	...	...	...	...	...	...
66. Sweden	...	...	...	...	...	...	...	...	...	...	...	...
67. Switzerland	...	...	...	...	...	...	...	...	...	...	...	...
68. United Kingdom	294	238	56	...	...	...	...	...	...	...	...	...
69. U.S.S.R.	...	...	...	...	...	...	...	...	...	...	...	...
70. Yugo-Slavia	1	...	1	...	...	...	...	...	...	...	...	...
X. AMERICA	24	10	14	...	...	...	...	...	...	...	...	...
71. Canada	...	...	...	...	...	...	...	...	...	...	...	...
72. United States of America	24	10	14	...	...	...	...	...	...	...	...	...
73. Central & South America incl. West Indian Islands	...	...	...	...	...	...	...	...	...	...	...	...
XI. AUSTRALASIA & OCEANIA	2	2	...	...	...	...	...	...	...	...	...	...
XII. Not recorded	499	301	198	1	1	...	4	3	1	...	...	...

TABLE XII.

Permanent place of residence. Part III.—Details for towns.

SOUTHERN DISTRICT—concluded.

MAJDAL			JAFFA			TEL AVIV			RAMLE			LYDDA		
Persons	Males	Females	Persons	Males	Females	Persons	Males	Females	Persons	Males	Females	Persons	Males	Females
14	15	16	17	18	19	20	21	22	23	24	25	26	27	28
6,226	3,089	3,137	51,866	27,728	24,138	46,101	22,433	23,668	10,421	5,636	4,785	11,250	5,776	5,474
6,212	3,083	3,129	51,273	27,329	23,944	45,455	22,029	23,426	9,984	5,322	4,662	11,132	5,715	5,417
6,211	3,083	3,128	118	102	16	4	3	1	54	35	19	13	12	1
...	...	...	11	9	2	...	...	...	...	...	...	1	1	...
...	1	1	51,115	27,201	23,914	45,451	22,026	23,425	45	20	25	23	8	20
...	...	...	29	17	12	...	...	...	9,885	5,267	4,618	11,090	5,694	5,396
...	1	1	202	123	79	206	119	87	39	19	20	21	12	9
...	1	1	78	66	10	...	...	...	11	7	4	...	...	...
...	...	...	2	2	...	...	...	...	1	...	1	...	...	...
...	...	...	82	34	48	205	118	87	23	8	15	17	10	7
...	...	...	...	...	...	1	1	...	...	...	...	...	...	...
...	...	...	42	21	21	...	...	...	4	4	...	4	2	2
8	3	5	86	58	28	143	90	53	23	14	9	16	9	7
2	...	2	17	13	4	29	19	10	13	8	5	3	2	1
6	3	3	26	21	5	...	...	...	7	3	4	7	6	1
...	...	...	2	2	...	...	...	...	...	...	...	...	...	...
...	...	...	4	1	3	22	12	10	...	...	...	...	...	1
...	...	...	8	2	1	1	1	...	1	1	...	...	...	...
...	...	...	5	2	3	22	18	4	...	...	...	...	...	...
...	...	...	19	12	7	65	38	27	...	...	...	4	1	3
...	...	...	6	3	3	...	...	...	...	...	...	1	...	1
...	...	...	4	2	2	4	2	2	2	2	...	2	...	2
...	...	...	74	56	18	10	9	1	2	2	...	2	...	2
...	...	...	...	...	...	...	...	...	...	...	...	...	...	...
...	...	...	33	24	9	7	6	1	1	1	...	2	...	2
...	...	...	41	32	9	3	3	...	1	1	...	...	...	...
...	...	...	5	4	1	...	...	...	1	1	...	1	...	1
...	...	...	1	1	...	...	...	...	...	...	...	...	...	...
...	...	...	4	3	1	...	...	...	1	1	...	1	...	1
...	...	...	...	...	...	...	...	...	...	...	...	...	...	...
1	...	1	29	24	5	13	12	1	11	8	3	1	1	...
1	...	1	29	24	5	13	12	1	11	8	3	1	1	...
...	...	...	3	3	...	5	1	4	...	...	...	...	...	...
...	...	...	2	2	...	4	...	4	...	...	...	...	...	...
...	...	...	...	...	...	1	1	...	...	...	...	...	...	...
...	...	...	...	...	...	...	...	...	...	...	...	...	...	...
...	...	...	1	1	...	...	...	...	...	...	...	...	...	...
...	...	...	...	...	...	...	...	...	...	...	...	...	...	...
...	...	...	1	...	1	...	...	...	2	1	1	...	...	...
...	...	...	...	...	...	...	...	...	...	...	...	...	...	...
...	...	...	1	...	1	...	...	...	...	...	...	...	...	...
...	...	...	...	...	...	...	...	...	...	...	...	...	...	...
...	...	...	72	52	20	62	44	18	248	210	38	...	...	...
...	...	...	...	...	...	1	1	...	...	...	...	...	...	...
...	...	...	...	...	...	2	2	1	...	...	...	...	...	...
...	...	...	18	18	...	1	...	1	...	...	...	...	...	...
...	...	...	...	...	...	...	...	...	...	...	...	...	...	...
...	...	...	5	1	4	8	5	3	...	...	...	...	...	...
...	...	...	1	1	...	11	5	6	...	...	...	...	...	...
...	...	...	4	3	1	...	...	...	...	...	...	...	...	...
...	...	...	...	...	...	...	...	...	...	...	...	...	...	...
...	...	...	4	3	1	1	1	...	...	...	...	...	...	...
...	...	...	...	...	...	...	...	...	...	...	...	...	...	...
...	...	...	21	21	...	...	...	...	...	...	...	...	...	...
...	...	...	...	...	...	8	6	2	...	...	...	...	...	...
...	...	...	...	...	...	1	1	...	...	...	...	...	...	...
...	...	...	...	...	...	...	...	...	...	...	...	...	...	...
...	...	...	19	5	14	27	23	4	248	210	38	...	...	...
...	...	...	...	...	...	1	...	1	...	...	...	...	...	...
...	...	...	2	1	1	22	9	13	...	...	...	...	...	...
...	...	...	2	1	1	22	9	13	...	...	...	...	...	...
...	...	...	...	...	...	...	...	...	...	...	...	...	...	...
...	...	...	...	...	...	1	1	...	1	1	...	...	...	...
4	3	1	119	78	41	184	119	65	110	58	52	77	39	38





TABLE XII.

Permanent place of residence. Part III.—Details for towns.  
NORTHERN DISTRICT.

PERMANENT PLACE OF RESIDENCE	TOTAL PERSONS			TULKARM			NABLUS			JENIN		
	Persons	Males	Females	Persons	Males	Females	Persons	Males	Females	Persons	Males	Females
1	2	3	4	5	6	7	8	9	10	11	12	13
<b>GRAND TOTAL</b>	<b>115,745</b>	<b>59,817</b>	<b>55,928</b>	<b>4,827</b>	<b>2,478</b>	<b>2,349</b>	<b>17,189</b>	<b>8,487</b>	<b>8,702</b>	<b>2,706</b>	<b>1,361</b>	<b>1,345</b>
<b>I. SOUTHERN DISTRICT</b>	<b>268</b>	<b>174</b>	<b>94</b>	<b>16</b>	<b>12</b>	<b>4</b>	<b>32</b>	<b>18</b>	<b>14</b>	<b>3</b>	<b>3</b>	<b>...</b>
1. Gaza Sub-district	22	20	2	...	...	...	2	2	...	...	...	...
2. Beersheba Sub-district	10	6	4	...	...	...	3	3	...	3	3	...
3. Jaffa Sub-district	216	130	86	14	10	4	27	13	14	...	...	...
4. Ramle Sub-district	20	18	2	2	2	...	...	...	...	...	...	...
<b>II. JERUSALEM DISTRICT</b>	<b>174</b>	<b>107</b>	<b>67</b>	<b>4</b>	<b>2</b>	<b>2</b>	<b>18</b>	<b>11</b>	<b>7</b>	<b>3</b>	<b>3</b>	<b>...</b>
5. Hebron Sub-district	22	16	6	1	1	...	3	3	...	1	1	...
6. Bethlehem Sub-district	4	4	...	...	...	...	...	...	...	...	...	...
7. Jerusalem Sub-district	128	76	52	3	1	2	14	7	7	2	2	...
8. Jericho Sub-district	2	2	...	...	...	...	...	...	...	...	...	...
9. Ramallah Sub-district	18	9	9	...	...	...	1	1	...	...	...	...
<b>III. NORTHERN DISTRICT</b>	<b>113,375</b>	<b>57,832</b>	<b>55,543</b>	<b>4,782</b>	<b>2,441</b>	<b>2,341</b>	<b>16,998</b>	<b>8,343</b>	<b>8,655</b>	<b>2,657</b>	<b>1,326</b>	<b>1,331</b>
10. Tulkarm Sub-district	4,786	2,431	2,335	4,710	2,401	2,309	22	7	15	1	...	1
11. Nablus Sub-district	17,207	8,512	8,695	30	14	16	16,929	8,323	8,606	47	41	6
12. Jenin Sub-district	2,736	1,364	1,372	15	12	3	18	4	14	2,590	1,276	1,314
13. Nazareth Sub-district	8,611	4,259	4,352	...	...	...	1	1	...	...	...	...
14. Beisan Sub-district	2,994	1,572	1,422	...	...	...	4	...	4	8	3	5
15. Tiberias Sub-district	8,465	4,083	4,382	5	5	...	...	...	...	4	3	1
16. Haifa Sub-district	51,381	26,923	24,438	11	3	8	32	6	16	7	3	4
17. Acre Sub-district	7,842	4,143	3,699	2	1	1	...	...	...	...	...	...
18. Safad Sub-district	9,393	4,545	4,848	9	5	4	2	2	...	...	...	...
<b>IV. ADJACENT ASIATIC TERRITORIES</b>	<b>400</b>	<b>308</b>	<b>92</b>	<b>17</b>	<b>15</b>	<b>2</b>	<b>53</b>	<b>36</b>	<b>17</b>	<b>9</b>	<b>7</b>	<b>2</b>
19. Sinai	1	1	...	...	...	...	...	...	...	...	...	...
20. Syria	192	142	50	8	7	1	12	7	5	4	4	...
21. Trans-Jordan	207	165	42	9	8	1	41	29	12	5	3	2
<b>V. MEDITERRANEAN ISLANDS</b>	<b>3</b>	<b>2</b>	<b>1</b>	<b>...</b>	<b>...</b>	<b>...</b>	<b>...</b>	<b>...</b>	<b>...</b>	<b>...</b>	<b>...</b>	<b>...</b>
22. Greek Islands	...	...	...	...	...	...	...	...	...	...	...	...
23. Cyprus	3	2	1	...	...	...	...	...	...	...	...	...
24. Malta	...	...	...	...	...	...	...	...	...	...	...	...
25. Others	...	...	...	...	...	...	...	...	...	...	...	...
<b>VI. CERTAIN AFRICAN TERRITORIES</b>	<b>103</b>	<b>84</b>	<b>19</b>	<b>5</b>	<b>5</b>	<b>...</b>	<b>3</b>	<b>5</b>	<b>3</b>	<b>...</b>	<b>...</b>	<b>...</b>
26. Abyssinia	...	...	...	...	...	...	...	...	...	...	...	...
27. Egypt	103	84	19	5	5	...	3	5	3	...	...	...
<b>VII. OTHER ASIATIC TERRITORIES</b>	<b>34</b>	<b>31</b>	<b>3</b>	<b>2</b>	<b>2</b>	<b>...</b>	<b>6</b>	<b>5</b>	<b>1</b>	<b>...</b>	<b>...</b>	<b>...</b>
28. Hejaz-Nejd	8	8	...	...	...	...	...	...	...	...	...	...
29. Iraq	13	13	...	1	1	...	5	5	...	...	...	...
30. Yemen	...	...	...	...	...	...	...	...	...	...	...	...
31. Other Arabian Territories	1	1	...	1	1	...	...	...	...	...	...	...
32. Persia	...	...	...	...	...	...	...	...	...	...	...	...
33. Turkey	8	5	3	...	...	...	1	...	1	...	...	...
34. Central Asiatic Territories	...	...	...	...	...	...	...	...	...	...	...	...
35. Others	...	...	...	...	...	...	...	...	...	...	...	...
36. Indian Continent	4	4	...	...	...	...	...	...	...	...	...	...
37. Far Eastern Asia	...	...	...	...	...	...	...	...	...	...	...	...
<b>VIII. OTHER AFRICAN TERRITORIES</b>	<b>6</b>	<b>6</b>	<b>...</b>	<b>...</b>	<b>...</b>	<b>...</b>	<b>...</b>	<b>...</b>	<b>...</b>	<b>...</b>	<b>...</b>	<b>...</b>
38. Algeria	...	...	...	...	...	...	...	...	...	...	...	...
39. Morocco	1	1	...	...	...	...	...	...	...	...	...	...
40. Tripoli	...	...	...	...	...	...	...	...	...	...	...	...
41. Tunis	...	...	...	...	...	...	...	...	...	...	...	...
42. Others	5	5	...	...	...	...	...	...	...	...	...	...
<b>IX. EUROPEAN TERRITORIES</b>	<b>1,219</b>	<b>1,152</b>	<b>67</b>	<b>...</b>	<b>...</b>	<b>...</b>	<b>73</b>	<b>69</b>	<b>4</b>	<b>...</b>	<b>...</b>	<b>...</b>
43. Austria	6	2	4	...	...	...	...	...	...	...	...	...
44. Belgium	...	...	...	...	...	...	...	...	...	...	...	...
45. Bulgaria	1	1	...	...	...	...	...	...	...	...	...	...
46. Czecho-Slovakia	...	...	...	...	...	...	...	...	...	...	...	...
47. Danzig	...	...	...	...	...	...	...	...	...	...	...	...
48. Denmark	...	...	...	...	...	...	...	...	...	...	...	...
49. Estonia	...	...	...	...	...	...	...	...	...	...	...	...
50. Finland	...	...	...	...	...	...	...	...	...	...	...	...
51. France	4	4	...	...	...	...	...	...	...	...	...	...
52. Germany	19	7	12	...	...	...	...	...	...	...	...	...
53. Gibraltar	...	...	...	...	...	...	...	...	...	...	...	...
54. Greece	4	4	...	...	...	...	...	...	...	...	...	...
55. Holland	...	...	...	...	...	...	...	...	...	...	...	...
56. Hungary	1	...	1	...	...	...	...	...	...	...	...	...
57. Irish Free State	4	4	...	...	...	...	3	3	...	...	...	...
58. Italy	9	4	5	...	...	...	...	...	...	...	...	...
59. Latvia	...	...	...	...	...	...	...	...	...	...	...	...
60. Lithuania	...	...	...	...	...	...	...	...	...	...	...	...
61. Norway	...	...	...	...	...	...	...	...	...	...	...	...
62. Poland	2	1	1	...	...	...	...	...	...	...	...	...
63. Portugal	...	...	...	...	...	...	...	...	...	...	...	...
64. Rumania	...	...	...	...	...	...	...	...	...	...	...	...
65. Spain	...	...	...	...	...	...	...	...	...	...	...	...
66. Sweden	...	...	...	...	...	...	...	...	...	...	...	...
67. Switzerland	2	1	1	...	...	...	...	...	...	...	...	...
68. United Kingdom	1,167	1,124	43	...	...	...	70	66	4	...	...	...
69. U.S.S.R.	...	...	...	...	...	...	...	...	...	...	...	...
70. Yugo-Slavia	...	...	...	...	...	...	...	...	...	...	...	...
<b>X. AMERICA</b>	<b>20</b>	<b>11</b>	<b>9</b>	<b>...</b>	<b>...</b>	<b>...</b>	<b>...</b>	<b>...</b>	<b>...</b>	<b>...</b>	<b>...</b>	<b>...</b>
71. Canada	1	1	...	...	...	...	...	...	...	...	...	...
72. United States of America	16	8	8	...	...	...	...	...	...	...	...	...
73. Central & South America incl. West Indian Islands	3	2	1	...	...	...	...	...	...	...	...	...
<b>XI. AUSTRALASIA &amp; OCEANIA</b>	<b>1</b>	<b>1</b>	<b>...</b>	<b>...</b>	<b>...</b>	<b>...</b>	<b>...</b>	<b>...</b>	<b>...</b>	<b>...</b>	<b>...</b>	<b>...</b>
<b>XII. Not recorded</b>	<b>142</b>	<b>109</b>	<b>33</b>	<b>1</b>	<b>1</b>	<b>...</b>	<b>1</b>	<b>...</b>	<b>1</b>	<b>34</b>	<b>22</b>	<b>12</b>



TABLE XII.

Permanent place of residence. Part IV (a).—Summary (Condensation by districts).

DISTRICT WHERE ENUMERATED	PERSONS ENUMERATED	PERMANENT PLACE OF RESIDENCE											Not recorded
		Southern District	Jerusalem District	Northern District	Adjacent Asiatic Territories	Mediterranean Islands	Certain African Territories	Other Asiatic Territories	Other African Territories	European Territories	America	Australasia and Oceania	
1	2	3	4	5	6	7	8	9	10	11	12	13	14
TOTAL	969,268	304,140	252,734	403,393	2,385	22	533	128	16	3,545	143	19	2,210
Southern District	304,532	301,135	823	549	104	13	214	22	4	830	37	5	786
Jerusalem District	257,480	1,879	251,519	1,101	768	6	170	58	5	1,434	82	13	455
Northern District	407,246	1,126	392	401,743	1,513	3	149	48	7	1,281	24	1	959

Permanent place of residence. Part IV (b).—Details for towns. (Condensation by districts).

DISTRICT WHERE ENUMERATED	PERSONS ENUMERATED	PERMANENT PLACE OF RESIDENCE											Not recorded
		Southern District	Jerusalem District	Northern District	Adjacent Asiatic Territories	Mediterranean Islands	Certain African Territories	Other Asiatic Territories	Other African Territories	European Territories	America	Australasia and Oceania	
1	2	3	4	5	6	7	8	9	10	11	12	13	14
TOTAL	397,291	148,900	116,732	114,438	812	17	397	93	12	3,016	116	16	742
Southern District	149,680	147,745	489	289	91	8	137	11	3	962	24	2	499
Jerusalem District	121,866	887	118,069	744	321	6	157	48	3	1,415	72	13	101
Northern District	115,745	268	174	113,375	400	3	103	34	6	1,219	20	1	142

TABLE XII.

Permanent place of residence. Part V(a).—Summary. (Condensation by sub-districts).

ENUMERATED IN

PERMANENT PLACE OF RESIDENCE	SOUTHERN DISTRICT										JERUSALEM DISTRICT										NORTHERN DISTRICT																																																																																																																																																																																																																																																																																																																																																																																																																																																																																																																																																																																																																																																																																																																																																																																																																																																																																																																																																																																																																		
	SUB-DISTRICTS					Persons	SUB-DISTRICTS					Persons	SUB-DISTRICTS					Persons	SUB-DISTRICTS					Persons																																																																																																																																																																																																																																																																																																																																																																																																																																																																																																																																																																																																																																																																																																																																																																																																																																																																																																																																																																																																															
	Gaza	Beer-sheba	Jaffa	Ramle	Hebron		Beth-lehem	Jerusalem	Jericho	Ramallah	Tulkarm		Nablus	Jenin	Nazareth	Beisan	Tiberias		Haifa	Acce	Safad																																																																																																																																																																																																																																																																																																																																																																																																																																																																																																																																																																																																																																																																																																																																																																																																																																																																																																																																																																																																																		
1	2	3	4	5	6	7	8	9	10	11	12	13	14	15	16	17	18	19	20	21	22	23	24	25	26	27	28	29	30	31	32	33	34	35	36	37	38	39	40	41	42	43	44	45	46	47	48	49	50	51	52	53	54	55	56	57	58	59	60	61	62	63	64	65	66	67	68	69	70	71	72	73	74	75	76	77	78	79	80	81	82	83	84	85	86	87	88	89	90	91	92	93	94	95	96	97	98	99	100	101	102	103	104	105	106	107	108	109	110	111	112	113	114	115	116	117	118	119	120	121	122	123	124	125	126	127	128	129	130	131	132	133	134	135	136	137	138	139	140	141	142	143	144	145	146	147	148	149	150	151	152	153	154	155	156	157	158	159	160	161	162	163	164	165	166	167	168	169	170	171	172	173	174	175	176	177	178	179	180	181	182	183	184	185	186	187	188	189	190	191	192	193	194	195	196	197	198	199	200	201	202	203	204	205	206	207	208	209	210	211	212	213	214	215	216	217	218	219	220	221	222	223	224	225	226	227	228	229	230	231	232	233	234	235	236	237	238	239	240	241	242	243	244	245	246	247	248	249	250	251	252	253	254	255	256	257	258	259	260	261	262	263	264	265	266	267	268	269	270	271	272	273	274	275	276	277	278	279	280	281	282	283	284	285	286	287	288	289	290	291	292	293	294	295	296	297	298	299	300	301	302	303	304	305	306	307	308	309	310	311	312	313	314	315	316	317	318	319	320	321	322	323	324	325	326	327	328	329	330	331	332	333	334	335	336	337	338	339	340	341	342	343	344	345	346	347	348	349	350	351	352	353	354	355	356	357	358	359	360	361	362	363	364	365	366	367	368	369	370	371	372	373	374	375	376	377	378	379	380	381	382	383	384	385	386	387	388	389	390	391	392	393	394	395	396	397	398	399	400	401	402	403	404	405	406	407	408	409	410	411	412	413	414	415	416	417	418	419	420	421	422	423	424	425	426	427	428	429	430	431	432	433	434	435	436	437	438	439	440	441	442	443	444	445	446	447	448	449	450	451	452	453	454	455	456	457	458	459	460	461	462	463	464	465	466	467	468	469	470	471	472	473	474	475	476	477	478	479	480	481	482	483	484	485	486	487	488	489	490	491	492	493	494	495	496	497	498	499	500	501	502	503	504	505	506	507	508	509	510	511	512	513	514	515	516	517	518	519	520	521	522	523	524	525	526	527	528	529	530	531	532	533	534	535	536	537	538	539	540	541	542	543	544	545	546	547	548	549	550	551	552	553	554	555	556	557	558	559	560	561	562	563	564	565	566	567	568	569	570	571	572	573	574	575	576	577	578	579	580	581	582	583	584	585	586	587	588	589	590	591	592	593	594	595	596	597	598	599	600	601	602	603	604	605	606	607	608	609	610	611	612	613	614	615	616	617	618	619	620	621	622	623	624	625	626	627	628	629	630	631	632	633	634	635	636	637	638	639	640	641	642	643	644	645	646	647	648	649	650	651	652	653	654	655	656	657	658	659	660	661	662	663	664	665	666	667	668	669	670	671	672	673	674	675	676	677	678	679	680	681	682	683	684	685	686	687	688	689	690	691	692	693	694	695	696	697	698	699	700	701	702	703	704	705	706	707	708	709	710	711	712	713	714	715	716	717	718	719	720	721	722	723	724	725	726	727	728	729	730	731	732	733	734	735	736	737	738	739	740	741	742	743	744	745	746	747	748	749	750	751	752	753	754	755	756	757	758	759	760	761	762	763	764	765	766	767	768	769	770	771	772	773	774	775	776	777	778	779	780	781	782	783	784	785	786	787	788	789	790	791	792	793	794	795	796	797	798	799	800	801	802	803	804	805	806	807	808	809	810	811	812	813	814	815	816	817	818	819	820	821	822	823	824	825	826	827	828	829	830	831	832	833	834	835	836	837	838	839	840	841	842	843	844	845	846	847	848	849	850	851	852	853	854	855	856	857	858	859	860	861	862	863	864	865	866	867	868	869	870	871	872	873	874	875	876	877	878	879	880	881	882	883	884	885	886	887	888	889	890	891	892	893	894	895	896	897	898	899	900	901	902	903	904	905	906	907	908	909	910	911	912	913	914	915	916	917	918	919	920	921	922	923	924	925	926	927	928	929	930	931	932	933	934	935	936	937	938	939	940	941	942	943	944	945	946	947	948	949	950	951	952	953	954	955	956	957	958	959	960	961	962	963	964	965	966	967	968	969	970	971	972	973	974	975	976	977	978	979	980	981	982	983	984	985	986	987	988	989	990	991	992	993	994	995	996	997	998	999	1000

TABLE XII.

Permanent place of residence. Part V(b).—Details for towns. (Condensation by sub-districts).

PERMANENT PLACE OF RESIDENCE	ENUMERATED IN																									
	SOUTHERN DISTRICT									JERUSALEM DISTRICT					NORTHERN DISTRICT											
	Persons	Khan Yunis	Gaza	Beer-sheba	Majdal	Jaffa	Tel Aviv	Ramle	Lydda	Persons	Hebron	Beit Jala	Bethlehem	Jerusalem	Ramallah	Persons	Tulkarm	Nablus	Jenin	Nazareth	Beisan	Tiberias	Haifa	Acce	Shafa'Amr	Safad
I	2	3	4	5	6	7	8	9	10	11	12	13	14	15	16	17	18	19	20	21	22	23	24	25	26	27
SOUTHERN DISTRICT . . . .	147,745	3,731	17,010	2,948	6,212	51,273	45,455	9,984	11,132	887	70	4	39	762	12	268	16	32	3	5	9	37	134	13	1	18
Gaza Sub-district	27,115	3,707	16,974	34	6,211	118	4	54	13	168	35	3	4	114	7	22	2	2	2	1	5	3	10	3	1	1
Beer-sheba Sub-district	2,954	22	6,214	6	2,914	11	1	1	1	61	13	9	9	39	3	10	3	3	3	3	1	1	3	3	3	3
Jaffa Sub-district	96,670	2	28	28	1	51,115	45,451	45	28	547	16	19	19	510	2	216	14	27	3	3	4	33	107	12	1	15
Ramle Sub-district	21,006	2	2	2	2	29	9,885	11,090	116	116	6	1	7	99	3	20	2	2	2	1	1	14	14	1	1	2
JERUSALEM DISTRICT . . . .	489	2	10	8	1	202	206	39	21	118,069	17,373	2,719	6,678	87,039	4,260	174	4	18	3	19	18	14	83	11	1	4
Hebron Sub-district	101	2	6	5	1	76	11	11	11	17,523	17,239	45	36	162	40	22	1	3	1	1	1	12	5	1	1	4
Bethlehem Sub-district	3	3	3	3	3	2	1	1	1	9,386	5	2,670	6,578	83	3	4	4	4	4	1	1	3	3	3	3	3
Jerusalem Sub-district	333	3	3	3	3	82	205	23	17	88,866	122	4	63	86,667	10	128	3	14	2	11	14	14	60	6	1	4
Jericho Sub-district	2	2	2	2	2	42	1	1	1	21	1	1	1	20	2	2	2	2	2	2	2	2	2	2	2	2
Ramallah Sub-district	50	50	50	50	50	50	50	50	50	4,394	6	1	1	107	4,210	18	18	18	18	7	7	7	8	8	8	8
NORTHERN DISTRICT . . . .	289	3	10	3	8	86	143	23	16	774	36	2	53	678	5	113,375	4,782	16,998	2,657	3,517	3,024	8,459	48,929	7,835	2,818	9,356
Tulkarm Sub-district	64	64	64	64	64	17	29	13	3	67	11	1	6	49	3	4,766	4,710	22	1	1	1	1	26	3	1	3
Nablus Sub-district	56	56	56	56	56	26	7	7	7	178	6	1	17	144	4	17,907	16,929	47	6	31	5	142	5	5	5	12
Jenin Sub-district	2	2	2	2	2	2	2	2	2	18	6	3	3	9	3	2,786	15	18,259	5	9	1	91	7	7	7	11
Nazareth Sub-district	27	27	27	27	27	4	22	22	1	106	1	9	9	95	3	8,611	1	1	1	8,438	4	14	140	2	1	11
Beisan Sub-district	5	5	5	5	5	3	1	1	1	23	23	23	23	23	23	2,994	4	4	4	4	4	8	8	8	8	12
Tiberias Sub-district	27	27	27	27	27	5	22	22	2	53	53	53	53	53	53	8,465	5	5	5	5	5	8	8	8	8	12
Haifa Sub-district	90	90	90	90	90	19	65	65	4	215	10	6	6	199	3	51,361	11	22	7	27	7	29	48,396	19	2,817	26
Acce Sub-district	8	8	8	8	8	6	4	4	1	61	2	9	9	49	1	7,842	2	2	2	2	1	2	46	7,787	2	2
Safad Sub-district	10	10	10	10	10	4	4	4	2	60	60	2	2	58	2	9,393	9	2	4	4	4	46	40	2	2	9,290

TABLE XII.

## Permanent place of residence.

## Part VI.—Details for principal towns.

	JAFFA	TEL AVIV	JERUSALEM	HAIFA
I	2	3	4	5
TOTAL POPULATION ENUMERATED .....	51,866	46,101	90,503	50,403
Permanently residing in town .....	51,077	45,225	86,505	48,289
*Permanently residing in Southern District ..	196	230	762	134
*Permanently residing in Jerusalem District .	202	206	534	83
*Permanently residing in Northern District ..	86	143	678	640
Permanently residing outside the country ..	186	113	1,955	1,180
Not recorded .....	119	184	69	77

*Notes.*—The towns derive the following populations from the sub-districts in which the towns lie :—

Jaffa .....	38	Jaffa Sub-district
Tel Aviv ...	226	Jaffa Sub-district
Jerusalem ...	162	Jerusalem Sub-district
Haifa .....	107	Haifa Sub-district

## Part VII.—Internal migration between districts.

EMIGRANT DISTRICT	IMMIGRANT DISTRICT			
	Southern District	Jerusalem District	Northern District	Total
I	2	3	4	5
Southern District .....	...	1,056	577	1,633
Jerusalem District .....	...	...	...	...
Northern District .....	...	709	...	709
<b>TOTAL</b> .....	...	<b>1,765</b>	<b>577</b>	<b>2,342</b>



**TABLE XIII (A).**

---

**CITIZENSHIP.**

---

Part I of this table shows the distribution of the settled population by citizenship and religion.

Part II gives similar details for the districts, and

Part III for the urban population as a whole and separately for six towns namely ; Jaffa, Tel Aviv, Hebron, Jerusalem, Nablus and Haifa. For the other towns details are not given by religion

For the purpose of this table the various citizenships have been grouped in eleven main classifications.

The classification " Papers " comprises all persons who have applied to be made Palestinian citizens but had not at the time of the census been granted such citizenship.

**TABLE XIII (A).**  
**Citizenship. Part I.—Summary.**  
**ALL PALESTINE.**

CITIZENSHIP	TOTAL PERSONS			MOSLEMS			JEWS			CHRISTIANS			OTHERS		
	Persons	Males	Females	Persons	Males	Females	Persons	Males	Females	Persons	Males	Females	Persons	Males	Females
	2	3	4	5	6	7	8	9	10	11	12	13	14	15	16
<b>I</b>															
<b>GRAND TOTAL</b> .....	969,268	491,258	478,010	693,159	352,172	340,987	174,610	88,100	86,510	91,398	45,896	45,502	10,101	6,090	6,011
<b>I. PALESTINE</b> .....	874,905	441,825	433,080	686,560	347,632	338,928	100,704	51,490	49,214	78,291	38,031	40,260	9,350	4,672	4,678
<b>II. PAPERS</b> .....	8,128	4,058	4,070	61	40	21	7,902	3,936	3,966	133	68	65	32	14	18
<b>III. ADJACENT ASIATIC TERRITORIES</b> .....	6,154	3,836	2,318	3,776	2,537	1,239	348	183	165	1,774	971	803	256	145	111
1. Syria .....	3,461	1,964	1,497	1,597	987	610	347	183	164	1,267	652	615	250	142	108
2. Trans-Jordan .....	2,693	1,872	821	2,179	1,550	629	1	...	1	507	319	188	6	3	3
<b>IV. MEDITERRANEAN ISLANDS</b> .....	45	21	24	...	...	...	7	4	3	38	17	21	...	...	...
3. Malta .....	9	3	6	...	...	...	...	...	...	9	3	6	...	...	...
4. Cyprus .....	36	18	18	...	...	...	7	4	3	29	14	15	...	...	...
<b>V. AFRICA</b> .....	2,169	1,508	661	1,383	1,066	317	290	148	142	486	293	195	8	1	7
5. Abyssinia .....	158	105	48	...	...	...	...	...	...	153	105	48	...	...	...
6. Egypt .....	2,016	1,403	613	1,383	1,066	317	290	148	142	335	188	147	...	...	...
<b>VI. OTHER ASIATIC TERRITORIES</b> .....	7,950	4,143	3,807	347	274	73	7,115	3,604	3,511	269	138	131	219	127	92
7. Afghanistan .....	387	184	173	27	26	1	380	158	172	...	...	...	...	...	...
8. British India .....	6	3	...	6	6	...	...	...	...	...	...	...	...	...	...
9. China .....	5	3	...	2	...	...	2	...	2	3	3	...	...	...	...
10. India .....	55	31	24	16	13	3	27	10	17	7	5	2	5	3	2
11. Iraq .....	982	510	442	29	25	4	878	454	419	50	31	19	...	...	...
12. Japan .....	1	1	...	...	...	...	...	...	...	...	...	...	...	...	...
13. Hejaz-Nejd .....	108	94	8	100	92	8	2	2	...	...	...	...	...	...	...
14. Other Arabian Territories .....	181	95	86	3	3	...	178	92	86	...	...	...	...	...	...
15. Far Eastern Territories .....	6	3	3	...	...	...	5	3	2	...	...	...	...	...	...
16. Persia .....	2,068	1,359	1,294	40	17	23	2,370	1,201	1,169	31	19	12	...	...	...
17. Turkey .....	1,848	945	897	107	74	33	1,557	790	767	177	80	97	...	...	...
18. Yemen .....	1,790	912	878	19	18	1	1,771	894	877	...	...	...	...	...	...
<b>VII. OTHER AFRICAN TERRITORIES</b> .....	94	61	33	62	49	13	32	12	20	...	...	...	...	...	...
19. British African Territories .....	19	6	13	...	...	...	19	6	13	...	...	...	...	...	...
20. Morocco .....	21	17	4	...	...	...	8	1	2	...	...	...	...	...	...
21. Tripoli .....	15	11	4	15	11	4	...	...	...	...	...	...	...	...	...
22. Tunis .....	20	13	7	20	13	7	...	...	...	...	...	...	...	...	...
23. Others .....	19	14	5	9	9	...	10	5	5	...	...	...	...	...	...

**TABLE XIII (A).**  
**Citizenship. Part I.—Summary.**  
**ALL PALESTINE.—concluded.**

CITIZENSHIP	TOTAL PERSONS				MOSLEMS			JEWS			CHRISTIANS			OTHERS		
	Persons	Males	Females	Persons	Males	Females	Persons	Males	Females	Persons	Males	Females	Persons	Males	Females	
																2
VIII. EUROPEAN TERRITORIES	60,970	31,521	29,449	754	446	308	50,419	24,980	25,439	9,603	5,985	3,618	194	110	84	
24. Austria	738	374	359	...	...	...	689	345	344	44	29	15	...	...	...	
25. Belgium	37	24	13	...	...	...	18	8	5	24	16	8	...	...	...	
26. Bulgaria	569	283	286	...	...	...	552	276	276	17	7	10	...	...	...	
27. Czecho-Slovakia	1,119	583	536	...	...	...	1,080	567	523	28	15	13	...	1	...	
28. Danzig	23	14	9	...	...	...	23	14	9	...	...	...	...	...	...	
29. Denmark	29	22	7	...	...	...	4	2	2	...	...	...	...	...	...	
30. Estonia	25	11	14	...	...	...	24	11	13	...	...	...	...	...	...	
31. Finland	6	3	3	...	...	...	4	2	2	...	...	...	...	...	...	
32. France	5,082	2,480	2,602	...	...	...	3,986	1,952	2,034	554	231	323	...	...	...	
33. Germany	2,945	1,339	1,606	...	...	...	1,010	515	495	1,934	823	1,111	...	1	...	
34. Gibraltar	5	5	...	...	...	...	...	...	...	5	5	...	...	...	...	
35. Greece	1,686	848	818	...	...	...	1,083	523	510	632	325	307	...	...	...	
36. Holland	89	53	36	...	...	...	65	33	32	23	19	4	...	...	...	
37. Hungary	818	411	407	...	...	...	796	403	393	20	6	14	...	2	...	
38. Irish Free State	4	3	1	...	...	...	...	...	...	4	3	1	...	...	...	
39. Italy	1,103	630	473	...	...	...	...	...	...	637	370	267	...	...	...	
40. Latvia	559	287	272	...	...	...	553	284	269	3	1	2	...	2	1	
41. Lithuania	2,134	1,054	1,080	...	...	...	2,123	1,052	1,076	3	1	2	...	3	2	
42. Luxembourg	1	1	...	...	...	...	...	...	...	...	...	...	...	...	...	
43. Norway	22	22	...	...	...	...	...	...	...	...	...	...	...	...	...	
44. Poland	23,288	11,725	11,563	...	...	...	23,107	11,629	11,478	22	22	36	...	73	49	
45. Portugal	28	21	7	...	...	...	27	20	7	1	1	...	...	...	...	
46. Rumania	2,659	1,331	1,328	...	...	...	2,629	1,327	1,302	27	3	24	...	1	2	
47. Spain	1,447	774	673	...	...	...	1,306	661	645	183	107	26	...	5	1	
48. Sweden	47	18	29	...	...	...	1	...	1	46	18	28	...	4	...	
49. Switzerland	74	33	41	...	...	...	23	9	14	1	23	25	...	...	...	
50. United Kingdom	6,870	4,789	2,081	...	...	...	2,082	952	1,110	4,748	3,790	958	...	1	2	
51. U.S.S.R.	9,860	4,271	5,089	...	...	...	8,771	4,138	4,633	639	108	431	...	4	3	
52. Yugo-Slavia	238	112	116	...	...	...	205	95	110	23	17	6	...	19	24	
IX. AMERICA	2,917	1,348	1,569	...	...	...	2,362	1,063	1,294	475	241	234	...	7	11	
53. Canada	55	31	24	...	...	...	51	30	21	4	1	3	...	...	...	
54. United States of America	2,668	1,211	1,457	...	...	...	2,222	991	1,231	379	185	194	...	5	10	
55. Central & South America including West Indian Islands	194	106	88	...	...	...	89	47	42	92	55	37	...	2	1	
X. AUSTRALIA	56	24	32	...	...	...	48	19	29	8	5	3	...	...	...	
XI. Not recorded & None	5,880	2,913	2,967	...	...	...	5,883	2,656	2,727	319	147	172	...	14	10	



TABLE XIII (A).  
Citizenship. Part II.—Details for districts.  
SOUTHERN DISTRICT.—concluded.

CITIZENSHIP	TOTAL PERSONS			MOSLEMS			JEWS			CHRISTIANS			OTHERS		
	Persons	Males	Females	Persons	Males	Females	Persons	Males	Females	Persons	Males	Females	Persons	Males	Females
VIII. EUROPEAN TERRITORIES	30,473	15,613	14,860	228	150	78	28,021	14,022	13,999	2,099	1,377	722	125	64	61
24. Austria	177	98	79	...	...	...	176	97	79	1	1	...	...	...	...
25. Belgium	13	9	3	...	...	...	7	4	3	5	5	...	...	...	...
26. Bulgaria	444	219	225	...	...	...	443	218	224	2	1	...	...	...	...
27. Czechoslovakia	160	95	65	...	...	...	158	93	65	2	2	...	...	...	...
28. Danzig	18	10	8	...	...	...	18	10	8	...	...	...	...	...	...
29. Denmark	19	18	1	...	...	...	...	...	...	19	18	...	...	...	...
30. Estonia	19	9	10	...	...	...	18	9	9	1	1	...	...	...	...
31. Finland	4	2	2	...	...	...	4	2	2	...	...	...	...	...	...
32. France	699	359	340	...	...	...	694	280	284	51	27	...	...	...	...
33. Germany	1,069	505	564	...	...	...	416	209	207	652	295	...	...	...	...
34. Gibraltar	5	5	...	...	...	...	...	...	...	5	5	...	...	...	...
35. Greece	847	439	408	...	...	...	784	400	384	63	39	...	...	...	...
36. Holland	38	19	17	...	...	...	39	13	16	7	6	...	...	...	...
37. Hungary	98	58	35	...	...	...	88	54	34	3	2	...	...	...	...
38. Irish Free State	1	1	...	...	...	...	...	...	...	1	1	...	...	...	...
39. Italy	309	176	133	...	...	...	115	61	54	64	29	...	...	...	...
40. Latvia	350	182	168	...	...	...	347	180	167	...	...	...	...	...	...
41. Lithuania	1,476	729	746	...	...	...	1,472	728	744	...	...	...	...	...	...
42. Luxembourg	...	...	...	...	...	...	...	...	...	...	...	...	...	...	...
43. Norway	92	22	...	...	...	...	...	...	...	...	...	...	...	...	...
44. Poland	14,764	7,543	7,211	...	...	...	14,679	7,504	7,175	8	2	...	...	...	...
45. Portugal	4	1	3	...	...	...	4	1	3	...	...	...	...	...	...
46. Rumania	1,324	673	651	...	...	...	1,322	673	659	...	...	...	...	...	...
47. Spain	606	265	240	...	...	...	489	250	239	11	11	...	...	...	...
48. Sweden	...	...	...	...	...	...	...	...	...	...	...	...	...	...	...
49. Switzerland	24	8	16	...	...	...	14	4	10	9	4	...	...	...	...
50. United Kingdom	2,157	1,347	810	...	...	...	1,008	454	554	1,184	880	...	...	...	...
51. U.S.S.R.	5,921	2,814	3,107	...	...	...	5,843	2,771	3,072	43	27	...	...	...	...
52. Yugo-Slavia	15	7	8	...	...	...	14	7	7	1	...	...	...	...	...
IX. AMERICA	1,170	600	570	8	4	4	1,139	585	554	8	5	3	15	6	9
53. Canada	36	19	17	...	...	...	36	19	17	...	...	...	...	...	...
54. United States of America	1,101	563	538	...	...	...	1,078	550	523	...	...	...	...	...	...
55. Central & South America including West Indian Islands	83	18	15	...	...	...	80	16	14	...	...	...	...	...	...
X. AUSTRALIA	22	9	13	...	...	...	20	7	13	2	2	...	...	...	...
XI. Not recorded & None	2,451	1,346	1,105	41	36	5	2,389	1,292	1,097	18	16	2	8	2	1

TABLE XIII (A).  
Citizenship. Part II.—Details for districts.  
JERUSALEM DISTRICT.

CITIZENSHIP	TOTAL PERSONS			MOSLEMS			JEWS			CHRISTIANS			OTHERS		
	Persons	Males	Females	Persons	Males	Females	Persons	Males	Females	Persons	Males	Females	Persons	Males	Females
	2	3	4	5	6	7	8	9	10	11	12	13	14	15	16
I															
GRAND TOTAL	257,490	128,536	128,954	163,947	83,012	80,935	54,959	26,894	28,065	38,488	18,567	19,921	96	63	33
I. PALESTINE	231,079	115,575	115,504	162,546	81,955	80,591	36,523	18,716	17,807	31,980	14,887	17,093	30	17	13
II. PAPERS	2,260	916	1,344	14	11	3	2,167	863	1,304	75	38	37	4	4	...
III. ADJACENT ASIATIC TERRITORIES	1,913	1,233	680	812	591	221	167	80	87	905	539	366	29	23	6
1. Syria	879	505	374	100	58	42	167	80	87	583	344	239	29	23	6
2. Trans-Jordan	1,034	728	306	712	533	179	...	...	...	322	195	127	...	...	...
IV. MEDITERRANEAN ISLANDS	9	3	6	...	...	...	...	...	...	9	3	6	...	...	...
3. Malta	1	...	1	...	...	...	...	...	...	1	...	...	...	...	...
4. Cyprus	8	3	5	...	...	...	...	...	...	8	3	5	...	...	...
V. AFRICA	732	530	202	306	268	38	130	69	61	294	193	101	2	2	2
5. Abyssinia	152	104	48	...	...	...	...	...	...	152	104	48	...	...	...
6. Egypt	580	426	154	306	268	38	130	69	61	142	89	53	...	...	...
VI. OTHER ASIATIC TERRITORIES	3,447	1,759	1,688	70	57	13	3,202	1,610	1,592	175	92	83	...	...	...
7. Afghanistan	263	129	134	11	10	1	252	119	133	...	...	...	...	...	...
8. British India	6	6	...	6	6	...	...	...	...	...	...	...	...	...	...
9. China	...	...	...	...	...	...	...	...	...	...	...	...	...	...	...
10. India	25	11	14	2	2	...	20	6	14	8	3	...	...	...	...
11. Iraq	628	332	294	4	4	...	581	300	281	41	28	13	...	...	...
12. Japan	...	...	...	...	...	...	...	...	...	...	...	...	...	...	...
13. Hejaz-Nejd	13	12	1	13	12	1	...	...	...	...	...	...	...	...	...
14. Other Arabian Territories	1	1	...	...	...	...	1	1	...	...	...	...	...	...	...
15. Far Eastern Territories	2	2	...	...	...	...	2	2	...	...	...	...	...	...	...
16. Persia	1,383	717	666	...	...	...	1,363	706	657	20	11	9	...	...	...
17. Turkey	872	422	450	30	19	11	781	353	378	111	50	61	...	...	...
18. Yemen	256	127	129	4	4	...	252	123	129	...	...	...	...	...	...
VII. OTHER AFRICAN TERRITORIES	26	18	8	16	14	2	10	4	6	...	...	...	...	...	...
19. British African Territories	1	...	1	...	...	...	1	...	1	...	...	...	...	...	...
20. Morocco	5	2	3	4	2	2	1	...	1	...	...	...	...	...	...
21. Tripoli	4	4	...	4	4	...	...	...	...	...	...	...	...	...	...
22. Tunis	4	4	...	4	4	...	...	...	...	...	...	...	...	...	...
23. Others	12	8	4	4	4	...	8	4	4	...	...	...	...	...	...

**TABLE XIII (A).**  
**Citizenship. Part II.—Details for districts.**  
**JERUSALEM DISTRICT.—concluded.**

CITIZENSHIP	TOTAL PERSONS			MOSLEMS			JEWS			CHRISTIANS			OTHERS		
	Persons	Males	Females	Persons	Males	Females	Persons	Males	Females	Persons	Males	Females	Persons	Males	Females
<b>VIII. EUROPEAN TERRITORIES</b> .....	<b>14,318</b>	<b>6,991</b>	<b>7,327</b>	<b>122</b>	<b>82</b>	<b>40</b>	<b>9,755</b>	<b>4,379</b>	<b>5,376</b>	<b>4,417</b>	<b>2,516</b>	<b>1,901</b>	<b>24</b>	<b>14</b>	<b>10</b>
24. Austria .....	406	189	217	...	...	...	371	169	202	85	20	15	...	...	...
25. Belgium .....	15	11	4	...	...	...	4	3	1	11	3	3	...	...	...
26. Bulgaria .....	43	19	24	...	...	...	29	14	15	14	5	9	...	...	...
27. Czechoslovakia .....	788	376	412	...	...	...	769	366	403	18	9	9	...	1	...
28. Danzig .....	1	1	...	...	...	...	1	1	...	...	...	...	...	...	...
29. Denmark .....	8	2	6	...	...	...	3	1	2	...	...	...	...	...	...
30. Estonia .....	8	1	1	...	...	...	2	1	1	...	...	...	...	...	...
31. Finland .....	1	1	...	...	...	...	...	...	...	...	...	...	...	...	...
32. France .....	1,673	812	861	...	58	33	1,337	604	633	344	149	195	...	1	...
33. Germany .....	817	406	511	...	...	...	376	188	188	541	218	323	...	...	...
34. Gibraltar .....	...	...	...	...	...	...	...	...	...	...	...	...	...	...	...
35. Greece .....	612	284	328	...	...	...	173	76	97	439	208	231	...	...	...
36. Holland .....	47	30	17	...	1	...	15	14	14	15	12	11	...	...	...
37. Hungary .....	601	283	318	...	...	...	586	279	307	15	4	11	...	...	...
38. Irish Free State .....	3	2	1	...	...	...	...	...	...	...	...	...	...	...	...
39. Italy .....	567	329	238	...	1	...	162	82	80	404	246	158	...	...	...
40. Latvia .....	86	44	42	...	...	...	85	43	42	1	1	...	...	...	...
41. Lithuania .....	320	144	176	...	...	...	317	143	174	3	1	...	...	...	...
42. Luxembourg .....	1	1	...	...	...	...	...	...	...	1	1	...	...	...	...
43. Norway .....	...	...	...	...	...	...	...	...	...	...	...	...	...	...	...
44. Poland .....	3,102	1,270	1,832	...	...	...	3,042	1,246	1,796	...	...	...	...	19	4
45. Portugal .....	9	7	2	...	...	...	8	6	2	1	1	...	...	...	...
46. Rumania .....	466	229	237	...	...	...	438	225	213	27	3	24	...	1	...
47. Spain .....	443	237	206	...	2	1	350	169	181	90	66	24	...	...	...
48. Sweden .....	48	17	29	...	...	...	1	...	1	45	17	28	...	...	...
49. Switzerland .....	40	21	19	...	...	...	2	2	2	34	18	16	...	...	...
50. United Kingdom .....	2,506	1,750	756	...	20	6	621	298	323	1,358	1,431	427	...	2	1
51. U.S.S.R. ....	1,417	432	985	...	...	...	987	368	599	444	63	381	...	1	...
52. Yugo-Slavia .....	188	93	105	...	...	...	178	78	100	20	15	5	...	...	...
<b>IX. AMERICA</b> .....	<b>1,333</b>	<b>528</b>	<b>805</b>	<b>44</b>	<b>25</b>	<b>19</b>	<b>927</b>	<b>325</b>	<b>602</b>	<b>362</b>	<b>178</b>	<b>184</b>	...	...	...
53. Canada .....	7	3	4	...	...	...	5	3	2	2	...	2	...	...	...
54. United States of America .....	1,224	474	750	...	24	15	882	303	579	303	147	156	...	...	...
55. Central & South America including West Indian Islands .....	102	51	51	...	1	4	40	19	21	57	31	26	...	...	...
<b>X. AUSTRALIA</b> .....	<b>17</b>	<b>8</b>	<b>9</b>	...	...	...	<b>15</b>	<b>7</b>	<b>8</b>	<b>2</b>	<b>1</b>	<b>1</b>	...	...	...
<b>XI. Not recorded &amp; None</b> .....	<b>2,356</b>	<b>975</b>	<b>1,381</b>	<b>17</b>	<b>9</b>	<b>8</b>	<b>2,063</b>	<b>841</b>	<b>1,222</b>	<b>269</b>	<b>120</b>	<b>149</b>	...	<b>7</b>	<b>5</b>

**TABLE XIII (A).**  
**Citizenship. Part II.—Details for districts.**  
**NORTHERN DISTRICT.**

CITIZENSHIP	TOTAL PERSONS						MOSLEMS			JEWS			CHRISTIANS			OTHERS		
	Persons		Males		Females		Persons	Males	Females	Persons	Males	Females	Persons	Males	Females	Persons	Males	Females
	2	3	4	5	6	7	8	9	10	11	12	13	14	15	16	17	18	19
<b>I</b>																		
GRAND TOTAL .....	407,246	206,739	200,507	318,890	161,229	157,661	40,928	21,379	19,549	37,755	19,270	18,485	9,673	4,861	4,812			
I. PALESTINE .....	382,031	192,505	189,526	314,973	158,643	156,330	24,339	12,649	11,690	33,546	16,636	16,909	9,174	4,597	4,597			
II. PAPERS .....	1,951	1,074	877	41	24	17	1,856	1,022	834	51	26	25	3	2	1			
III. ADJACENT ASIATIC TERRITORIES .....	3,658	2,229	1,429	2,654	1,733	921	57	33	24	721	342	379	226	121	105			
1. Syria .....	2,166	1,213	953	1,306	808	498	56	33	23	594	254	330	220	118	102			
2. Trans-Jordan .....	1,492	1,016	476	1,348	925	423	1	...	1	137	88	49	6	3	3			
IV. MEDITERRANEAN ISLANDS .....	6	4	2	...	...	...	...	...	...	6	4	2	...	...	...			
3. Malta .....	4	3	1	...	...	...	...	...	...	4	3	1	...	...	...			
4. Cyprus .....	2	1	1	...	...	...	...	...	...	2	1	1	...	...	...			
V. AFRICA .....	741	534	207	562	445	117	38	19	19	141	70	71	...	...	...			
5. Abyssinia .....	...	534	207	562	445	117	38	19	19	141	70	71	...	...	...			
6. Egypt .....	...	534	207	562	445	117	38	19	19	141	70	71	...	...	...			
VI. OTHER ASIATIC TERRITORIES .....	1,162	645	517	139	105	34	762	390	362	63	29	34	208	121	87			
7. Afghanistan .....	10	7	3	5	5	...	5	2	3	...	...	...	...	...	...			
8. British India .....	...	...	...	...	...	...	...	...	...	...	...	...	...	...	...			
9. China .....	...	...	...	...	...	...	...	...	...	...	...	...	...	...	...			
10. India .....	15	10	5	10	7	3	...	...	...	...	...	...	...	...	...			
11. Iraq .....	100	59	41	20	16	4	74	41	33	6	2	4	5	3	2			
12. Japan .....	1	1	...	...	...	...	...	...	...	...	...	...	...	...	...			
13. Hejaz-Nejd .....	29	28	1	28	27	1	1	1	4	...	...	...	...	...	...			
14. Other Arabian Territories .....	6	5	...	1	1	...	4	4	...	...	...	...	...	...	...			
15. Far Eastern Territories .....	...	...	...	...	...	...	...	...	...	...	...	...	...	...	...			
16. Persia .....	788	411	377	22	6	16	559	284	275	5	4	1	...	...	...			
17. Turkey .....	180	103	77	44	35	9	34	45	39	59	23	29	...	...	...			
18. Yemen .....	84	21	13	9	8	1	26	13	12	...	...	...	...	...	...			
VII. OTHER AFRICAN TERRITORIES .....	14	12	2	11	11	...	3	1	2	...	...	...	...	...	...			
19. British African Territories .....	3	1	2	...	...	...	3	1	2	...	...	...	...	...	...			
20. Morocco .....	10	10	...	10	...	...	...	...	...	...	...	...	...	...	...			
21. Tripoli .....	...	...	...	...	...	...	...	...	...	...	...	...	...	...	...			
22. Tunis .....	...	...	...	...	...	...	...	...	...	...	...	...	...	...	...			
23. Others .....	1	1	...	1	1	...	...	...	...	...	...	...	...	...	...			

**TABLE XIII(A).**  
**Citizenship. Part II.—Details for districts.**  
**NORTHERN DISTRICT.—concluded.**

CITIZENSHIP	TOTAL PERSONS				MOSLEMS			JEWS			CHRISTIANS			OTHERS		
	Males		Females		Persons	Males	Females	Persons	Males	Females	Persons	Males	Females	Persons	Males	Females
	2	3	4	5	6	7	8	9	10	11	12	13	14	15	16	
VIII. EUROPEAN TERRITORIES	16,179	8,917	7,262	404	214	190	12,643	6,579	6,064	3,087	2,092	995	45	32	13	
24. Austria	150	87	63	..	..	..	142	79	63	8	8	..	..	..	..	
25. Belgium	10	4	6	..	..	..	2	1	1	1	3	5	..	..	..	
26. Bulgaria	38	45	37	..	..	..	81	44	37	1	1	..	..	..	..	
27. Czechoslovakia	171	112	59	..	..	..	163	108	55	8	4	..	..	..	..	
28. Danzig	4	3	1	..	..	..	4	3	1	..	..	..	..	..	..	
29. Denmark	2	2	..	..	..	..	1	1	..	1	..	..	..	..	..	
30. Estonia	4	1	3	..	..	..	4	1	3	..	..	..	..	..	..	
31. Finland	1	..	..	..	..	..	..	..	..	1	..	..	..	..	..	
32. France	2,710	1,309	1,401	..	186	180	2,185	1,068	1,117	159	55	104	..	..	..	
33. Germany	959	428	531	..	..	..	218	118	100	741	310	431	..	..	..	
34. Gibraltar	..	..	..	..	..	..	..	..	..	..	..	..	..	..	..	
35. Greece	207	125	82	..	..	..	76	47	29	190	78	52	..	..	..	
36. Holland	6	4	2	..	..	..	5	3	2	1	1	..	..	..	..	
37. Hungary	194	70	54	..	..	..	132	70	52	2	..	..	..	..	..	
38. Irish Free State	..	..	..	..	..	..	..	..	..	..	..	..	..	..	..	
39. Italy	227	125	102	..	17	6	41	19	22	169	95	74	..	..	..	
40. Latvia	123	61	62	..	..	..	131	61	60	2	..	..	..	..	..	
41. Lithuania	339	181	158	..	..	..	330	181	158	..	..	..	..	..	..	
42. Luxembourg	..	..	..	..	..	..	..	..	..	..	..	..	..	..	..	
43. Norway	5,432	2,912	2,520	..	..	..	5,386	2,879	2,507	8	5	3	..	28	10	
44. Poland	15	13	2	..	..	..	15	13	2	..	..	..	..	..	..	
45. Portugal	859	429	430	..	..	..	859	429	430	..	..	..	..	..	..	
46. Rumania	499	272	227	..	..	..	467	242	225	..	..	..	..	..	..	
47. Spain	..	..	..	..	..	..	..	..	..	..	..	..	..	..	..	
48. Sweden	1	1	..	..	..	..	..	..	..	1	1	..	..	..	..	
49. Switzerland	10	4	6	..	..	..	5	3	2	5	1	4	..	..	..	
50. United Kingdom	2,207	1,692	515	..	12	2	433	200	233	1,756	1,479	277	4	1	3	
51. U.S.S.R.	2,022	1,025	997	..	5	1	1,961	999	962	52	18	34	8	3	..	
52. Yugo-Slavia	15	12	3	..	..	..	13	10	3	2	2	..	..	..	..	
IX. AMERICA	414	220	194	10	3	7	296	158	138	105	58	47	3	1	2	
53. Canada	12	9	3	..	..	..	10	8	2	2	1	1	..	..	..	
54. United States of America	343	174	169	5	2	3	287	138	129	68	33	35	8	1	2	
55. Central & South America including West Indian Islands	59	37	22	5	1	4	19	12	7	85	24	11	..	..	..	
X. AUSTRALIA	17	7	10	..	..	..	13	5	8	4	2	2	..	..	..	
XI. Not recorded & None	1,073	592	481	98	51	45	931	523	408	32	11	21	14	7	7	

**TABLE XIII (A).**  
**Citizenship. Part III.—Details for towns.**  
**ALL PALESTINE.**

CITIZENSHIP	TOTAL PERSONS			MOSLEMS			JEWS			CHRISTIANS			OTHERS		
	Persons	Males	Females	Persons	Males	Females	Persons	Males	Females	Persons	Males	Females	Persons	Males	Females
<b>GRAND TOTAL</b> .....	<b>387,291</b>	<b>197,003</b>	<b>190,288</b>	<b>188,075</b>	<b>98,518</b>	<b>89,557</b>	<b>128,467</b>	<b>62,950</b>	<b>65,517</b>	<b>69,250</b>	<b>34,762</b>	<b>34,488</b>	<b>1,499</b>	<b>773</b>	<b>726</b>
<b>I. PALESTINE</b> .....	<b>320,496</b>	<b>163,284</b>	<b>157,212</b>	<b>184,914</b>	<b>96,228</b>	<b>88,686</b>	<b>75,779</b>	<b>38,116</b>	<b>37,663</b>	<b>58,730</b>	<b>28,391</b>	<b>30,339</b>	<b>1,073</b>	<b>549</b>	<b>524</b>
<b>II. PAPERS</b> .....	<b>6,054</b>	<b>2,879</b>	<b>3,175</b>	<b>59</b>	<b>40</b>	<b>19</b>	<b>5,837</b>	<b>2,761</b>	<b>3,076</b>	<b>127</b>	<b>65</b>	<b>62</b>	<b>31</b>	<b>13</b>	<b>18</b>
<b>III. ADJACENT ASIATIC TERRITORIES</b> .....	<b>3,106</b>	<b>1,897</b>	<b>1,209</b>	<b>1,374</b>	<b>998</b>	<b>376</b>	<b>304</b>	<b>158</b>	<b>146</b>	<b>1,389</b>	<b>718</b>	<b>671</b>	<b>39</b>	<b>23</b>	<b>16</b>
1. Syria .....	2,161	1,175	986	774	484	290	304	158	146	1,048	511	537	35	22	13
2. Trans-Jordan .....	945	722	223	600	514	86	...	...	...	341	207	134	4	1	3
<b>IV. MEDITERRANEAN ISLANDS</b> .....	<b>41</b>	<b>19</b>	<b>22</b>	<b>...</b>	<b>...</b>	<b>...</b>	<b>7</b>	<b>4</b>	<b>3</b>	<b>34</b>	<b>15</b>	<b>19</b>	<b>...</b>	<b>...</b>	<b>...</b>
3. Malta .....	9	3	6	...	...	...	...	...	...	9	3	6	...	...	...
4. Cyprus .....	32	16	16	...	...	...	7	4	3	25	12	13	...	...	...
<b>V. AFRICA</b> .....	<b>1,756</b>	<b>1,168</b>	<b>588</b>	<b>1,022</b>	<b>763</b>	<b>259</b>	<b>261</b>	<b>129</b>	<b>132</b>	<b>465</b>	<b>275</b>	<b>190</b>	<b>8</b>	<b>1</b>	<b>7</b>
5. Abyssinia .....	148	98	48	...	...	...	...	...	...	146	98	48	...	...	...
6. Egypt .....	1,610	1,070	540	1,022	763	259	261	129	132	319	177	142	8	1	7
<b>VI. OTHER ASIATIC TERRITORIES</b> .....	<b>6,289</b>	<b>3,242</b>	<b>3,047</b>	<b>256</b>	<b>194</b>	<b>62</b>	<b>5,622</b>	<b>2,831</b>	<b>2,791</b>	<b>241</b>	<b>118</b>	<b>123</b>	<b>170</b>	<b>99</b>	<b>71</b>
7. Afghanistan .....	284	143	141	20	19	1	284	124	140	...	...	...	...	...	...
8. British India .....	8	8	...	8	8	...	...	...	...	...	...	...	...	...	...
9. China .....	5	3	2	...	...	...	2	...	2	3	3	...	...	...	...
10. India .....	45	23	22	9	6	3	26	10	16	5	4	1	5	3	2
11. Iraq .....	807	422	385	30	20	...	758	386	367	34	16	18	1	1	...
12. Japan .....	1	1	...	...	...	...	...	...	...	...	...	...	...	...	...
13. Hejaz-Nejd .....	64	57	7	63	56	7	1	1	...	...	...	...	...	...	...
14. Other Arabian Territories .....	176	90	86	2	2	...	174	88	86	...	...	...	...	...	...
15. Far Eastern Territories .....	6	3	3	...	...	...	5	3	2	...	...	...	...	...	...
16. Persia .....	2,419	1,243	1,176	39	16	23	2,186	1,114	1,072	31	19	12	168	94	69
17. Turkey .....	1,580	795	785	83	55	28	1,389	663	666	167	76	91	1	1	...
18. Yemen .....	894	454	440	13	12	...	833	442	440	...	...	...	...	...	...
<b>VII. OTHER AFRICAN TERRITORIES</b> .....	<b>64</b>	<b>39</b>	<b>25</b>	<b>39</b>	<b>30</b>	<b>9</b>	<b>25</b>	<b>9</b>	<b>16</b>	<b>...</b>	<b>...</b>	<b>...</b>	<b>...</b>	<b>...</b>	<b>...</b>
19. British African Territories ..	12	3	9	...	...	...	12	3	9	...	...	...	...	...	...
20. Morocco .....	18	14	4	...	...	...	3	1	2	...	...	...	...	...	...
21. Tripoli .....	2	2	...	...	...	...	...	...	...	...	...	...	...	...	...
22. Tunis .....	17	10	7	...	...	...	...	...	...	...	...	...	...	...	...
23. Others .....	15	10	5	6	5	...	10	5	5	...	...	...	...	...	...





TABLE XIII (A).

Citizenship. Part III.—Details for towns.

SOUTHERN DISTRICT.—concluded.

MAJDAL			JAFFA			TEL AVIV			RAMLE			LYDDA		
Persons	Males	Females	Persons	Males	Females	Persons	Males	Females	Persons	Males	Females	Persons	Males	Females
14	15	16	17	18	19	20	21	22	23	24	25	26	27	28
6,226	3,089	3,137	51,866	27,728	24,138	46,101	22,433	23,668	10,421	5,636	4,785	11,250	5,776	5,474
6,225	3,088	3,137	47,976	25,543	22,433	23,110	11,484	11,626	9,993	5,294	4,699	11,144	5,723	5,421
...	...	...	213	111	102	2,520	1,282	1,238	4	4	...	1	...	1
1	1	...	329	221	108	99	56	43	14	10	4	8	4	4
1	1	...	296	136	90	97	54	43	12	8	4	6	3	3
...	...	...	103	85	18	2	2	...	2	2	...	2	1	1
...	...	...	16	7	9	8	4	4	...	...	...	4	2	2
...	...	...	8	3	...	...	...	...	...	...	...	1	...	1
...	...	...	18	7	6	8	4	4	...	...	...	3	2	1
...	...	...	251	158	93	63	33	30	39	31	8	60	28	32
...	...	...	1	1	...	...	...	...	...	...	...	...	...	...
...	...	...	250	157	93	63	33	30	39	31	8	60	28	32
...	...	...	486	261	225	1,425	718	707	10	8	2	14	9	5
...	...	...	10	8	2	10	5	5	1	1	...	...	...	...
...	...	...	...	...	...	5	3	2	...	...	...	...	...	...
...	...	...	1	1	...	8	4	2	1	1	...	...	...	...
...	...	...	30	15	15	81	41	40	...	...	...	...	...	...
...	...	...	9	9	...	...	...	...	5	4	1	6	3	3
...	...	...	7	4	3	166	83	83	...	...	...	2	2	...
...	...	...	1	...	1	3	1	2	...	...	...	...	...	...
...	...	...	172	88	84	185	86	99	...	...	...	4	3	1
...	...	...	129	70	59	460	235	225	3	2	1	2	1	1
...	...	...	127	66	61	509	260	249	...	...	...	...	...	...
...	...	...	20	12	8	11	4	7	1	1	...	...	...	...
...	...	...	...	...	...	9	3	6	...	...	...	...	...	...
...	...	...	3	2	1	...	...	...	...	...	...	...	...	...
...	...	...	1	1	...	...	...	...	...	...	...	...	...	...
...	...	...	16	9	7	...	...	...	...	...	...	...	...	...
...	...	...	...	...	...	2	1	1	1	1	...	...	...	...
...	...	...	2,441	1,335	1,106	16,974	7,900	9,074	357	285	72	16	8	8
...	...	...	7	3	4	104	54	50	...	...	...	...	...	...
...	...	...	1	1	...	1	...	1	2	2	...	...	...	...
...	...	...	67	33	34	193	92	101	...	...	...	...	...	...
...	...	...	2	2	...	97	54	43	...	...	...	...	...	...
...	...	...	...	...	...	16	8	8	...	...	...	...	...	...
...	...	...	19	18	1	...	...	...	...	...	...	...	...	...
...	...	...	8	6	2	11	3	8	...	...	...	...	...	...
...	...	...	...	...	...	1	1	...	...	...	...	...	...	...
...	...	...	126	66	60	418	204	214	28	17	11	1	...	1
...	...	...	125	46	79	260	120	140	5	5	5	...	...	...
...	...	...	...	...	...	...	...	...	5	...	...	...	...	...
...	...	...	239	128	111	546	274	272	2	1	1	1	1	...
...	...	...	1	1	...	13	4	9	...	...	...	...	...	...
...	...	...	1	1	...	72	41	31	...	...	...	...	...	...
...	...	...	...	...	...	...	...	...	...	...	...	...	...	...
...	...	...	71	45	26	83	46	37	18	14	4	...	...	...
...	...	...	29	15	14	158	74	82	...	...	...	...	...	...
...	...	...	63	34	29	685	311	374	...	...	...	...	...	...
...	...	...	...	...	...	...	...	...	...	...	...	...	...	...
...	...	...	22	22	...	...	...	...	...	...	...	...	...	...
...	...	...	340	458	382	8,623	4,092	4,536	1	1	...	...	...	...
...	...	...	1	1	...	3	...	3	...	...	...	...	...	...
...	...	...	34	16	18	740	320	420	...	...	...	...	...	...
...	...	...	83	22	11	316	155	161	4	4	...	...	...	...
...	...	...	...	...	...	...	...	...	...	...	...	...	...	...
...	...	...	5	2	3	19	6	13	...	...	...	...	...	...
...	...	...	367	216	151	751	331	420	292	241	51	13	7	6
...	...	...	380	199	181	3,856	1,709	2,147	...	...	...	1	...	1
...	...	...	...	...	...	5	1	4	...	...	...	...	...	...
...	...	...	21	10	11	751	365	386	1	1	...	...	...	...
...	...	...	...	...	...	18	12	6	...	...	...	...	...	...
...	...	...	21	10	11	714	343	371	1	1	...	...	...	...
...	...	...	...	...	...	19	10	9	...	...	...	...	...	...
...	...	...	...	...	...	9	2	7	2	2	...	...	...	...
...	...	...	113	70	43	1,131	585	546	...	...	...	8	2	1

TABLE XIII (A).  
Citizenship. Part III.—Details for towns.

JERUSALEM DISTRICT.

CITIZENSHIP	TOTAL PERSONS						HEBRON			BEIT JALA			BETHLEHEM			JERUSALEM			RAMALLAH			
	Persons	Males	Females	Persons	Males	Females	Persons	Males	Females	Persons	Males	Females	Persons	Males	Females	Persons	Males	Females	Persons	Males	Females	
																						2
I																						
GRAND TOTAL	121,866	60,673	61,193	17,531	8,561	8,970	2,730	1,202	1,528	6,815	3,192	3,623	90,503	45,776	44,727	4,287	1,942	2,345				
I. PALESTINE	98,177	49,301	48,876	17,458	8,509	8,949	2,696	1,187	1,509	6,367	2,917	3,450	67,537	34,833	32,704	4,119	1,855	2,264				
II. PAPERS	2,130	842	1,288	...	...	...	...	...	...	3	1	2	2,121	839	1,282	6	2	4				
III. ADJACENT ASIATIC TERRITORIES	1,206	734	472	15	13	2	14	8	6	142	77	65	1,011	622	389	24	14	10				
1. Syria	770	427	343	5	3	2	5	3	2	112	61	51	642	357	285	6	3	3				
2. Trans-Jordan	436	307	129	10	10	...	9	5	4	80	16	14	369	265	104	18	11	7				
IV. MEDITERRANEAN ISLANDS	7	2	5	...	...	...	...	...	...	...	...	...	7	2	5	...	...	...				
3. Malta	1	...	1	...	...	...	...	...	...	...	...	...	1	...	1	...	...	...				
4. Cyprus	6	2	4	...	...	...	...	...	...	...	...	...	6	2	4	...	...	...				
V. AFRICA	652	461	191	6	4	2	...	...	...	17	10	7	620	442	178	9	5	4				
5. Abyssinia	145	97	48	...	...	...	...	...	...	...	...	...	145	97	48	...	...	...				
6. Egypt	507	364	143	6	4	2	...	...	...	17	10	7	476	345	130	9	5	4				
VI. OTHER ASIATIC TERRITORIES	3,374	1,708	1,666	2	2	...	4	3	1	19	9	10	3,345	1,691	1,654	4	3	1				
7. Afghanistan	262	128	134	...	...	...	...	...	...	...	...	...	262	128	134	...	...	...				
8. British India	6	6	...	...	...	...	...	...	...	...	...	...	6	6	...	...	...	...				
9. China	...	...	...	...	...	...	...	...	...	...	...	...	...	...	...	...	...	...				
10. India	24	10	14	...	...	...	...	...	...	...	...	...	...	...	...	...	...	...				
11. Iraq	610	316	294	...	...	...	...	...	...	3	...	...	607	316	291	...	...	...				
12. Japan	...	...	...	...	...	...	...	...	...	...	...	...	...	...	...	...	...	...				
13. Hejaz-Nejd	5	4	1	...	...	...	...	...	...	...	...	...	5	4	1	...	...	...				
14. Other Arabian Territories	1	1	...	...	...	...	...	...	...	...	...	...	1	1	...	...	...	...				
15. Far Eastern Territories	3	2	...	...	...	...	...	...	...	...	...	...	3	2	...	...	...	...				
16. Persia	1,359	705	654	...	...	...	...	...	...	7	4	3	1,859	701	651	...	...	...				
17. Turkey	856	414	442	1	1	...	4	3	1	9	5	4	839	408	436	...	...	...				
18. Yemen	249	122	127	1	...	...	...	...	...	...	...	...	247	120	127	1	1	...				
VII. OTHER AFRICAN TERRITORIES	18	10	8	...	...	...	...	...	...	5	3	2	13	7	6	...	...	...				
19. British African Territories	1	...	1	...	...	...	...	...	...	...	...	...	1	...	1	...	...	...				
20. Morocco	5	2	3	...	...	...	...	...	...	...	...	...	...	...	...	...	...	...				
21. Tripoli	1	1	...	...	...	...	...	...	...	...	...	...	1	1	...	...	...	...				
22. Tunis	1	1	...	...	...	...	...	...	...	...	...	...	1	1	...	...	...	...				
23. Others	10	6	4	...	...	...	...	...	...	1	1	...	9	5	4	...	...	...				

TABLE XIII (A).  
Citizenship. Part III.—Details for towns.

JERUSALEM DISTRICT.—concluded

CITIZENSHIP	TOTAL PERSONS						HEBRON			BEIT JALA			BETHLEHEM			JERUSALEM			RAMALLAH						
	Persons	Males	Females	Persons	Males	Females	Persons	Males	Females	Persons	Males	Females	Persons	Males	Females	Persons	Males	Females	Persons	Males	Females				
																						2	3	4	5
VIII. EUROPEAN TERRITORIES	12,759	6,201	6,558	48	31	17	5	5	5	6	7	8	8	9	10	11	12	13	68	12,496	6,035	6,461	10	3	7
24. Austria	391	180	211	...	...	...	...	...	...	...	...	...	...	...	...	...	...	...	1	390	180	210	...	...	...
25. Belgium	12	9	3	...	...	...	...	...	...	...	...	...	...	...	...	...	...	...	...	10	7	3	...	...	...
26. Bulgaria	34	16	18	...	...	...	...	...	...	...	...	...	...	...	...	...	...	...	...	34	16	18	...	...	...
27. Czechoslovakia	771	369	402	...	...	...	...	...	...	...	...	...	...	...	...	...	...	...	...	770	368	402	...	...	...
28. Danzig	1	1	...	...	...	...	...	...	...	...	...	...	...	...	...	...	...	...	...	1	1	...	...	...	...
29. Denmark	6	2	6	...	...	...	...	...	...	...	...	...	...	...	...	...	...	...	...	8	2	6	...	...	...
30. Estonia	1	1	1	...	...	...	...	...	...	...	...	...	...	...	...	...	...	...	...	1	1	1	...	...	...
31. Finland	1,525	739	786	...	...	...	...	...	...	...	...	...	...	...	...	...	...	...	...	1,491	684	737	...	...	...
32. France	898	396	497	...	...	...	...	...	...	...	...	...	...	...	...	...	...	...	...	878	385	493	...	...	...
33. Germany	...	...	...	...	...	...	...	...	...	...	...	...	...	...	...	...	...	...	...	...	...	...	...	...	...
34. Gibraltar	...	...	...	...	...	...	...	...	...	...	...	...	...	...	...	...	...	...	...	...	...	...	...	...	...
35. Greece	582	266	316	...	...	...	...	...	...	...	...	...	...	...	...	...	...	...	...	...	...	...	...	...	...
36. Holland	38	23	15	...	...	...	...	...	...	...	...	...	...	...	...	...	...	...	...	38	23	15	...	...	...
37. Hungary	681	272	309	...	...	...	...	...	...	...	...	...	...	...	...	...	...	...	...	561	272	309	...	...	...
38. Irish Free State	8	2	1	...	...	...	...	...	...	...	...	...	...	...	...	...	...	...	...	2	2	...	...	...	...
39. Italy	468	245	223	...	...	...	...	...	...	...	...	...	...	...	...	...	...	...	...	403	195	208	...	...	...
40. Latvia	68	38	30	...	...	...	...	...	...	...	...	...	...	...	...	...	...	...	...	68	38	30	...	...	...
41. Lithuania	298	128	165	...	...	...	...	...	...	...	...	...	...	...	...	...	...	...	...	290	128	162	...	...	...
42. Luxembourg	1	1	...	...	...	...	...	...	...	...	...	...	...	...	...	...	...	...	...	1	1	...	...	...	...
43. Norway	...	...	...	...	...	...	...	...	...	...	...	...	...	...	...	...	...	...	...	...	...	...	...	...	...
44. Poland	2,615	980	1,635	...	...	...	...	...	...	...	...	...	...	...	...	...	...	...	...	2,610	977	1,633	...	...	...
45. Portugal	9	7	2	...	...	...	...	...	...	...	...	...	...	...	...	...	...	...	...	8	6	2	...	...	...
46. Rumania	408	194	214	...	...	...	...	...	...	...	...	...	...	...	...	...	...	...	...	401	190	211	...	...	...
47. Spain	420	215	205	...	...	...	...	...	...	...	...	...	...	...	...	...	...	...	...	411	207	204	...	...	...
48. Sweden	46	17	29	...	...	...	...	...	...	...	...	...	...	...	...	...	...	...	...	46	17	29	...	...	...
49. Switzerland	88	20	18	...	...	...	...	...	...	...	...	...	...	...	...	...	...	...	...	36	20	15	...	...	...
50. United Kingdom	2,438	1,703	730	...	...	...	...	...	...	...	...	...	...	...	...	...	...	...	...	2,401	1,681	720	...	...	...
51. U.S.R.	981	292	639	...	...	...	...	...	...	...	...	...	...	...	...	...	...	...	...	920	285	635	...	...	...
52. Yugo-Slavia	188	85	103	...	...	...	...	...	...	...	...	...	...	...	...	...	...	...	...	188	85	103	...	...	...
IX. AMERICA	1,224	470	754	...	...	...	...	...	...	...	...	...	...	...	...	...	...	...	...	1,053	378	675	...	...	...
53. Canada	8	3	5	...	...	...	...	...	...	...	...	...	...	...	...	...	...	...	...	6	3	3	...	...	...
54. United States of America	1,123	417	706	...	...	...	...	...	...	...	...	...	...	...	...	...	...	...	...	996	350	646	...	...	...
55. Central & South America including West Indian Islands	98	50	43	...	...	...	...	...	...	...	...	...	...	...	...	...	...	...	...	51	25	26	...	...	...
X. AUSTRALIA	17	8	9	...	...	...	...	...	...	...	...	...	...	...	...	...	...	...	...	17	8	9	...	...	...
XI. Not recorded & None	2,302	936	1,366	...	...	...	...	...	...	...	...	...	...	...	...	...	...	...	...	2,283	919	1,364	...	...	...

## TABLE XIII (A).

## Citizenship. Part III.—Details for towns.

## NORTHERN DISTRICT.

CITIZENSHIP	TOTAL PERSONS			TULKARM			NABLUS			JENIN			NAZARETH		
	Persons	Males	Females	Persons	Males	Females	Persons	Males	Females	Persons	Males	Females	Persons	Males	Females
I	2	3	4	5	6	7	8	9	10	11	12	13	14	15	16
GRAND TOTAL .....	115,745	59,817	55,928	4,827	2,478	2,349	17,189	8,487	8,702	2,706	1,361	1,345	8,756	4,421	4,335
I. PALESTINE .....	100,249	51,125	49,124	4,773	2,432	2,341	16,947	8,319	8,628	2,674	1,339	1,335	8,136	3,993	4,143
II. PAPERS .....	1,186	640	546	...	...	...	...	...	...	...	...	...	4	1	3
III. ADJACENT ASIATIC TERRITORIES	1,427	865	562	29	25	4	72	42	30	24	18	6	137	61	76
1. Syria .....	1,032	541	491	14	11	3	39	19	20	18	14	4	95	41	54
2. Trans-Jordan .....	395	324	71	15	14	1	33	23	10	6	4	2	42	20	22
IV. MEDITERRANEAN ISLANDS.....	6	4	2	...	...	...	2	2	...	...	...	...	2	...	2
3. Malta .....	4	3	1	...	...	...	2	2	...	...	...	...	1	...	1
4. Cyprus .....	2	1	1	...	...	...	...	...	...	...	...	...	1	...	1
V. AFRICA .....	579	389	190	12	12	...	30	17	13	4	2	2	15	10	5
5. Abyssinia .....	...	...	...	...	...	...	...	...	...	...	...	...	...	...	...
6. Egypt .....	579	389	190	12	12	...	30	17	13	4	2	2	15	10	5
VI. OTHER ASIATIC TERRITORIES ..	943	507	436	2	2	...	8	6	2	3	2	1	11	10	1
7. Afghanistan .....	1	1	...	...	...	...	...	...	...	...	...	...	...	...	...
8. British India .....	2	2	...	...	...	...	...	...	...	...	...	...	2	2	...
9. China .....	...	...	...	...	...	...	...	...	...	...	...	...	...	...	...
10. India .....	11	6	5	...	...	...	...	...	...	...	...	...	...	...	...
11. Iraq .....	81	47	34	...	...	...	1	1	...	...	...	...	...	...	...
12. Japan .....	1	1	...	...	...	...	...	...	...	...	...	...	...	...	...
13. Hejaz-Nejd.....	16	16	...	1	1	...	1	1	...	...	...	...	8	8	...
14. Other Arabian Territories ..	...	...	...	...	...	...	...	...	...	...	...	...	...	...	...
15. Far Eastern Territories .....	...	...	...	...	...	...	...	...	...	...	...	...	...	...	...
16. Persia .....	697	359	338	1	1	...	...	...	...	...	...	...	...	...	...
17. Turkey .....	127	71	56	...	...	...	6	4	2	3	2	1	1	...	1
18. Yemen .....	7	4	3	...	...	...	...	...	...	...	...	...	...	...	...
VII. OTHER AFRICAN TERRITORIES ..	13	11	2	...	...	...	9	9	...	...	...	...	...	...	...
19. British African Territories...	2	...	2	...	...	...	...	...	...	...	...	...	...	...	...
20. Morocco .....	10	10	...	...	...	...	9	9	...	...	...	...	...	...	...
21. Tripoli .....	...	...	...	...	...	...	...	...	...	...	...	...	...	...	...
22. Tunis .....	...	...	...	...	...	...	...	...	...	...	...	...	...	...	...
23. Others .....	1	1	...	...	...	...	...	...	...	...	...	...	...	...	...
VIII. EUROPEAN TERRITORIES.....	10,477	5,812	4,665	10	6	4	114	89	25	1	...	1	413	314	99
24. Austria .....	116	68	48	...	...	...	...	...	...	...	...	...	7	7	...
25. Belgium .....	8	4	4	...	...	...	...	...	...	...	...	...	2	1	1
26. Bulgaria .....	44	23	21	...	...	...	...	...	...	...	...	...	...	...	...
27. Czecho-Slovakia .....	51	33	18	...	...	...	...	...	...	...	...	...	2	2	...
28. Danzig .....	2	2	...	...	...	...	...	...	...	...	...	...	...	...	...
29. Denmark .....	1	1	...	...	...	...	...	...	...	...	...	...	...	...	...
30. Estonia .....	4	1	3	...	...	...	...	...	...	...	...	...	...	...	...
31. Finland .....	1	...	1	...	...	...	...	...	...	...	...	...	...	...	...
32. France .....	2,267	1,078	1,189	...	...	...	3	...	3	...	...	...	73	28	45
33. Germany .....	653	260	393	...	...	...	2	2	...	...	...	...	27	11	16
34. Gibraltar .....	...	...	...	...	...	...	...	...	...	...	...	...	...	...	...
35. Greece .....	168	99	69	...	...	...	...	...	...	...	...	...	1	1	...
36. Holland .....	6	4	2	...	...	...	...	...	...	...	...	...	...	...	...
37. Hungary .....	60	35	25	...	...	...	...	...	...	...	...	...	1	...	1
38. Irish Free State .....	...	...	...	...	...	...	...	...	...	...	...	...	...	...	...
39. Italy .....	191	103	88	...	...	...	1	1	...	...	...	...	33	24	14
40. Latvia .....	62	27	35	...	...	...	...	...	...	...	...	...	5	4	1
41. Lithuania .....	189	64	75	...	...	...	...	...	...	...	...	...	...	...	...
42. Luxemburg .....	...	...	...	...	...	...	...	...	...	...	...	...	...	...	...
43. Norway .....	...	...	...	...	...	...	...	...	...	...	...	...	...	...	...
44. Poland .....	2,759	1,467	1,292	1	1	...	...	...	...	...	...	...	11	11	...
45. Portugal .....	15	13	2	...	...	...	...	...	...	...	...	...	...	...	...
46. Rumania .....	870	171	199	...	...	...	...	...	...	...	...	...	2	2	...
47. Spain .....	472	253	219	...	...	...	...	...	...	...	...	...	8	8	...
48. Sweden .....	...	...	...	...	...	...	...	...	...	...	...	...	...	...	...
49. Switzerland .....	6	2	4	...	...	...	...	...	...	...	...	...	...	...	...
50. United Kingdom .....	2,055	1,590	465	8	4	4	104	83	21	1	...	1	227	207	20
51. U.S.S.R. ....	1,018	507	511	1	1	...	4	3	1	...	...	...	8	7	1
52. Yugo-Slavia .....	9	7	2	...	...	...	...	...	...	...	...	...	1	1	...
IX. AMERICA .....	270	147	123	...	...	...	3	3	...	...	...	...	19	13	6
53. Canada .....	4	3	1	...	...	...	...	...	...	...	...	...	2	1	1
54. United States of America....	219	112	107	...	...	...	2	2	...	...	...	...	8	3	5
55. Central & South America incl. West Indian Islands.....	47	32	15	...	...	...	1	1	...	...	...	...	9	9	...
X. AUSTRALIA .....	10	3	7	...	...	...	...	...	...	...	...	...	...	...	...
XI. Not recorded & None .....	585	314	271	1	1	...	4	...	4	...	...	...	19	19	...

TABLE XIII (A).

Citizenship. Part III.—Details for towns.

NORTHERN DISTRICT—concluded.

BEISAN			TIBERIAS			HAIFA			ACRE			SHAFAR AMR			SAFAD		
Persons	Males	Females	Persons	Males	Females	Persons	Males	Females	Persons	Males	Females	Persons	Males	Females	Persons	Males	Females
17	18	19	20	21	22	23	24	25	26	27	28	29	30	31	32	33	34
3,101	1,673	1,428	8,601	4,163	4,438	50,403	27,043	23,360	7,897	4,188	3,709	2,824	1,416	1,408	9,441	4,587	4,854
3,005	1,597	1,408	6,288	3,037	3,251	39,610	20,944	18,666	7,551	3,986	3,565	2,802	1,405	1,397	8,463	4,073	4,390
1	1	...	137	70	67	1,013	552	461	13	8	5	...	...	...	18	8	10
66	55	11	105	58	47	845	516	329	88	54	34	14	8	6	47	28	19
15	13	2	70	31	39	654	338	316	69	40	29	13	7	6	45	27	18
51	42	9	85	27	8	191	178	13	19	14	5	1	1	...	2	1	1
...	...	...	...	...	...	2	2	...	...	...	...	...	...	...	...	...	...
...	...	...	...	...	...	1	1	...	...	...	...	...	...	...	...	...	...
...	...	...	...	...	...	1	1	...	...	...	...	...	...	...	...	...	...
12	10	2	11	7	4	436	297	139	46	27	19	1	...	1	12	7	5
...	...	...	...	...	...	...	...	...	...	...	...	...	...	...	...	...	...
12	10	2	11	7	4	436	297	139	46	27	19	1	...	1	12	7	5
3	3	...	175	82	93	421	225	196	53	32	21	2	2	...	265	143	122
...	...	...	...	...	...	1	1	...	...	...	...	...	...	...	...	...	...
...	...	...	...	...	...	8	4	4	3	2	1	...	...	...	...	...	...
2	2	...	11	7	4	47	17	30	1	1	...	...	...	...	19	19	...
...	...	...	...	...	...	1	1	...	...	...	...	...	...	...	...	...	...
...	...	...	...	...	...	4	4	...	2	2	...	...	...	...	...	...	...
...	...	...	...	...	...	...	...	...	...	...	...	...	...	...	...	...	...
...	...	...	...	...	...	...	...	...	...	...	...	...	...	...	...	...	...
1	1	...	154	70	84	233	152	131	24	20	14	...	...	...	225	116	109
...	...	...	10	5	5	71	43	28	12	6	6	2	2	...	21	8	13
...	...	...	...	...	...	6	3	3	1	1	...	...	...	...	...	...	...
...	...	...	...	...	...	4	2	2	...	...	...	...	...	...	...	...	...
...	...	...	...	...	...	2	...	2	...	...	...	...	...	...	...	...	...
...	...	...	...	...	...	1	1	...	...	...	...	...	...	...	...	...	...
...	...	...	...	...	...	...	...	...	...	...	...	...	...	...	...	...	...
...	...	...	...	...	...	1	1	...	...	...	...	...	...	...	...	...	...
13	6	7	1,777	858	919	7,440	4,165	3,275	136	78	58	1	...	1	572	296	276
...	...	...	6	4	2	80	48	32	...	...	...	...	...	...	23	9	14
...	...	...	...	...	...	6	3	3	...	...	...	...	...	...	...	...	...
...	...	...	...	...	...	43	22	21	...	...	...	...	...	...	1	1	...
...	...	...	2	2	...	48	28	18	...	...	...	...	...	...	1	1	...
...	...	...	...	...	...	2	2	...	...	...	...	...	...	...	...	...	...
...	...	...	...	...	...	1	1	...	...	...	...	...	...	...	...	...	...
...	...	...	...	...	...	1	1	...	...	...	...	...	...	...	...	...	...
...	...	...	...	...	...	1	1	...	...	...	...	...	...	...	...	...	...
6	2	4	1,198	571	627	700	340	360	14	7	7	1	...	1	272	130	142
4	3	1	19	9	10	596	233	363	2	...	2	...	...	...	3	2	1
...	...	...	...	...	...	...	...	...	...	...	...	...	...	...	...	...	...
2	1	1	2	1	1	154	92	62	9	4	5	...	...	...	...	...	...
...	...	...	...	...	...	6	4	2	...	...	...	...	...	...	...	...	...
...	...	...	...	...	...	51	31	20	...	...	...	...	...	...	1	...	1
...	...	...	...	...	...	...	...	...	...	...	...	...	...	...	...	...	...
1	...	1	4	...	4	145	76	69	1	1	...	...	...	...	1	1	...
...	...	...	1	1	...	54	21	33	...	...	...	...	...	...	2	1	1
...	...	...	40	14	26	97	48	49	...	...	...	...	...	...	2	2	...
...	...	...	...	...	...	...	...	...	...	...	...	...	...	...	...	...	...
...	...	...	98	52	46	2,495	1,316	1,179	61	34	27	...	...	...	93	53	40
...	...	...	7	5	2	...	...	...	...	...	...	...	...	...	8	8	...
...	...	...	2	1	1	351	166	185	4	2	2	...	...	...	11	...	11
...	...	...	159	82	77	300	161	139	1	1	...	...	...	...	4	1	3
...	...	...	...	...	...	...	...	...	...	...	...	...	...	...	...	...	...
...	...	...	...	...	...	6	2	4	...	...	...	...	...	...	...	...	...
...	...	...	169	87	82	1,392	1,112	280	35	23	12	...	...	...	119	74	45
...	...	...	62	25	37	904	453	451	8	5	3	...	...	...	31	13	18
...	...	...	...	...	...	7	5	2	1	1	...	...	...	...	...	...	...
...	...	...	32	18	14	162	84	78	10	3	7	...	...	...	44	26	18
...	...	...	1	1	...	1	1	...	...	...	...	...	...	...	...	...	...
...	...	...	29	16	13	134	66	68	10	3	7	...	...	...	36	22	14
...	...	...	2	1	1	27	17	10	...	...	...	...	...	...	8	4	4
...	...	...	...	...	...	2	1	1	...	...	...	...	...	...	8	2	6
1	1	...	76	33	43	468	255	213	...	...	...	4	1	3	12	4	8

TABLE XIII (A).

## Citizenship.—Part IV.—Details for principal towns.

CITIZENSHIP	JAFFA											
	MOSLEMS			JEWS			CHRISTIANS			OTHERS		
	Persons	Males	Females	Persons	Males	Females	Persons	Males	Females	Persons	Males	Females
I	2	3	4	5	6	7	8	9	10	11	12	13
GRAND TOTAL .....	38,806	19,443	16,063	7,209	3,830	3,579	9,132	4,843	4,469	19	12	7
I. PALESTINE .....	34,923	19,019	15,904	4,608	2,271	2,337	8,435	4,246	4,189	10	7	3
II. PAPERS .....	4	3	1	204	105	99	5	3	2	...	...	...
III. ADJACENT ASIATIC TERRITORIES .....	226	167	59	11	6	5	91	47	44	1	1	...
1. Syria .....	147	97	50	11	6	5	67	32	35	1	1	...
2. Trans-Jordan .....	79	70	9	...	...	...	24	15	9	...	...	...
IV. MEDITERRANEAN ISLANDS .....	...	...	...	...	...	...	16	7	9	...	...	...
3. Malta .....	...	...	...	...	...	...	8	...	3	...	...	...
4. Cyprus .....	...	...	...	...	...	...	13	7	6	...	...	...
V. AFRICA .....	176	125	51	52	20	32	23	13	10	...	...	...
5. Abyssinia .....	...	...	...	...	...	...	1	1	...	...	...	...
6. Egypt .....	176	125	51	52	20	32	22	12	10	...	...	...
VI. OTHER ASIATIC TERRITORIES .....	56	41	15	407	210	197	17	8	9	6	2	4
7. Afghanistan .....	7	7	...	3	1	2	...	...	...	...	...	...
8. British India .....	...	...	...	...	...	...	...	...	...	...	...	...
9. China .....	...	...	...	...	...	...	...	...	...	...	...	...
10. India .....	1	1	...	...	...	...	...	...	...	...	...	...
11. Iraq .....	3	3	...	27	12	15	...	...	...	...	...	...
12. Japan .....	...	...	...	...	...	...	...	...	...	...	...	...
13. Hejaz-Nejd .....	9	9	...	...	...	...	...	...	...	...	...	...
14. Other Arabian Territories .....	...	...	...	7	4	3	...	...	...	...	...	...
15. Far Eastern Territories .....	...	...	...	1	...	1	...	...	...	...	...	...
16. Persia .....	16	9	7	144	73	71	6	4	2	6	2	4
17. Turkey .....	17	9	8	101	57	44	11	4	7	...	...	...
18. Yemen .....	3	3	...	124	63	61	...	...	...	...	...	...
VII. OTHER AFRICAN TERRITORIES .....	18	11	7	2	1	1	...	...	...	...	...	...
19. British African Territories .....	...	...	...	...	...	...	...	...	...	...	...	...
20. Morocco .....	1	1	...	2	1	1	...	...	...	...	...	...
21. Tripoli .....	1	1	...	...	...	...	...	...	...	...	...	...
22. Tunis .....	16	9	7	...	...	...	...	...	...	...	...	...
23. Others .....	...	...	...	...	...	...	...	...	...	...	...	...
VIII. EUROPEAN TERRITORIES .....	73	52	21	1,838	975	863	528	306	222	2	2	...
24. Austria .....	...	...	...	7	3	4	...	...	...	...	...	...
25. Belgium .....	...	...	...	1	1	...	...	...	...	...	...	...
26. Bulgaria .....	...	...	...	66	33	33	1	...	1	...	...	...
27. Czecho-Slovakia .....	...	...	...	...	...	...	2	2	...	...	...	...
28. Danzig .....	...	...	...	...	...	...	...	...	...	...	...	...
29. Denmark .....	...	...	...	...	...	...	19	18	1	...	...	...
30. Estonia .....	...	...	...	8	6	2	...	...	...	...	...	...
31. Finland .....	...	...	...	...	...	...	...	...	...	...	...	...
32. France .....	23	13	10	77	43	34	96	10	16	...	...	...
33. Germany .....	...	...	...	9	4	5	115	41	74	1	1	...
34. Gibraltar .....	...	...	...	...	...	...	...	...	...	...	...	...
35. Greece .....	...	...	...	187	97	90	52	31	21	...	...	...
36. Holland .....	...	...	...	...	...	...	1	1	...	...	...	...
37. Hungary .....	...	...	...	1	1	...	...	...	...	...	...	...
38. Irish Free State .....	...	...	...	...	...	...	...	...	...	...	...	...
39. Italy .....	41	32	9	11	5	6	19	8	11	...	...	...
40. Latvia .....	...	...	...	29	15	14	...	...	...	...	...	...
41. Lithuania .....	...	...	...	63	34	29	...	...	...	...	...	...
42. Luxembourg .....	...	...	...	...	...	...	...	...	...	...	...	...
43. Norway .....	...	...	...	...	...	...	22	22	...	...	...	...
44. Poland .....	...	...	...	840	458	382	...	...	...	...	...	...
45. Portugal .....	...	...	...	1	1	...	...	...	...	...	...	...
46. Rumania .....	...	...	...	34	16	18	...	...	...	...	...	...
47. Spain .....	...	...	...	27	16	11	6	6	...	...	...	...
48. Sweden .....	...	...	...	...	...	...	...	...	...	...	...	...
49. Switzerland .....	...	...	...	...	...	...	5	2	3	...	...	...
50. United Kingdom .....	9	7	2	119	56	63	238	152	86	1	1	...
51. U.S.S.R. .....	...	...	...	358	186	172	22	13	9	...	...	...
52. Yugo-Slavia .....	...	...	...	...	...	...	...	...	...	...	...	...
IX. AMERICA .....	8	4	4	7	3	4	6	3	3	...	...	...
53. Canada .....	...	...	...	...	...	...	...	...	...	...	...	...
54. United States of America .....	8	4	4	7	3	4	6	3	3	...	...	...
55. Central & South America including West Indian Islands .....	...	...	...	...	...	...	...	...	...	...	...	...
X. AUSTRALIA .....	...	...	...	...	...	...	...	...	...	...	...	...
XI. Not recorded & None .....	22	21	1	80	39	41	11	10	1	...	...	...

TABLE XIII(A).

Citizenship. Part IV.—Details for principal towns.—continued.

TEL AVIV												HEBRON											
MOSLEMS			JEWS			CHRISTIANS			OTHERS			MOSLEMS			JEWS			CHRISTIANS			OTHERS		
Persons	Males	Females	Persons	Males	Females	Persons	Males	Females	Persons	Males	Females	Persons	Males	Females	Persons	Males	Females	Persons	Males	Females	Persons	Males	Females
14	15	16	17	18	19	20	21	22	23	24	25	26	27	28	29	30	31	32	33	34	35	36	37
106	63	43	45,564	22,147	23,417	143	86	57	288	137	151	17,276	8,430	8,846	135	72	63	112	57	55	8	2	6
97	56	41	22,856	11,342	11,514	35	22	13	122	64	58	17,262	8,418	8,844	106	56	50	84	35	49	6	...	6
...	...	...	2,495	1,274	1,221	...	...	...	25	8	17	...	...	...	...	...	...	...	...	...	...	...	...
2	2	...	90	51	39	7	3	4	...	...	...	6	6	...	...	...	...	9	7	2	...	...	...
2	2	...	90	51	39	7	3	4	...	...	...	1	1	...	...	...	...	4	2	2	...	...	...
...	...	...	...	...	...	...	...	...	...	...	...	5	5	...	...	...	...	5	5	...	...	...	...
...	...	...	7	4	3	1	...	1	...	...	...	...	...	...	...	...	...	...	...	...	...	...	...
...	...	...	7	4	3	1	...	1	...	...	...	...	...	...	...	...	...	...	...	...	...	...	...
1	...	1	55	31	24	1	1	...	6	1	5	6	4	2	...	...	...	...	...	...	...	...	...
1	...	1	55	31	24	1	1	...	6	1	5	6	4	2	...	...	...	...	...	...	...	...	...
...	...	...	1,419	718	706	5	4	1	1	1	...	2	2	...	...	...	...	...	...	...	...	...	...
...	...	...	10	5	5	...	...	...	...	...	...	...	...	...	...	...	...	...	...	...	...	...	...
...	...	...	2	...	2	3	3	...	...	...	...	...	...	...	...	...	...	...	...	...	...	...	...
...	...	...	6	4	2	...	...	...	...	...	...	...	...	...	...	...	...	...	...	...	...	...	...
...	...	...	81	41	40	...	...	...	...	...	...	...	...	...	...	...	...	...	...	...	...	...	...
...	...	...	166	83	83	...	...	...	...	...	...	...	...	...	...	...	...	...	...	...	...	...	...
...	...	...	2	1	1	1	...	1	...	...	...	...	...	...	...	...	...	...	...	...	...	...	...
...	...	...	185	86	99	...	...	...	...	...	...	...	...	...	...	...	...	...	...	...	...	...	...
...	...	...	458	233	225	1	1	...	1	1	...	1	1	...	...	...	...	...	...	...	...	...	...
...	...	...	509	260	249	...	...	...	...	...	...	1	1	...	...	...	...	...	...	...	...	...	...
...	...	...	11	4	7	...	...	...	...	...	...	...	...	...	...	...	...	...	...	...	...	...	...
...	...	...	9	3	6	...	...	...	...	...	...	...	...	...	...	...	...	...	...	...	...	...	...
...	...	...	...	...	...	...	...	...	...	...	...	...	...	...	...	...	...	...	...	...	...	...	...
...	...	...	2	1	1	...	...	...	...	...	...	...	...	...	...	...	...	...	...	...	...	...	...
...	...	...	16,764	7,788	8,976	93	56	37	117	56	61	...	...	...	29	16	13	19	15	4	...	...	...
...	...	...	109	59	50	1	1	...	...	...	...	...	...	...	...	...	...	...	...	...	...	...	...
...	...	...	1	...	1	...	...	...	...	...	...	...	...	...	...	...	...	...	...	...	...	...	...
...	...	...	192	91	101	1	1	...	...	...	...	...	...	...	...	...	...	...	...	...	...	...	...
...	...	...	97	54	43	...	...	...	...	...	...	...	...	...	...	...	...	...	...	...	...	...	...
...	...	...	16	8	8	...	...	...	...	...	...	...	...	...	...	...	...	...	...	...	...	...	...
...	...	...	10	3	7	1	...	1	...	...	...	...	...	...	...	...	...	...	...	...	...	...	...
...	...	...	1	...	...	...	...	...	...	...	...	...	...	...	...	...	...	...	...	...	...	...	...
...	...	...	414	202	212	4	2	2	...	...	...	...	...	...	16	9	7	...	...	...	...	...	...
...	...	...	245	115	130	15	5	10	...	...	...	...	...	...	...	...	...	...	...	...	...	...	...
...	...	...	546	270	270	6	4	2	...	...	...	...	...	...	1	1	...	...	...	...	...	...	...
...	...	...	12	4	8	1	...	1	...	...	...	...	...	...	...	...	...	...	...	...	...	...	...
...	...	...	71	40	31	1	1	...	...	...	...	...	...	...	...	...	...	...	...	...	...	...	...
...	...	...	...	...	...	...	...	...	...	...	...	...	...	...	...	...	...	...	...	...	...	...	...
...	...	...	79	42	37	2	2	...	2	2	...	...	...	...	...	...	...	...	...	...	...	...	...
...	...	...	154	73	81	...	...	...	2	1	1	...	...	...	...	...	...	...	...	...	...	...	...
...	...	...	683	311	372	...	...	...	2	...	2	...	...	...	2	...	2	...	...	...	...	...	...
...	...	...	...	...	...	...	...	...	...	...	...	...	...	...	...	...	...	...	...	...	...	...	...
...	...	...	8,558	4,068	4,500	1	...	1	69	34	35	...	...	...	3	2	1	...	...	...	...	...	...
...	...	...	3	...	3	...	...	...	2	...	2	...	...	...	...	...	...	...	...	...	...	...	...
...	...	...	738	326	418	...	...	...	2	...	2	...	...	...	7	4	3	...	...	...	...	...	...
...	...	...	311	151	160	...	...	...	5	4	1	...	...	...	...	...	...	...	...	...	...	...	...
...	...	...	...	...	...	...	...	...	...	...	...	...	...	...	...	...	...	...	...	...	...	...	...
...	...	...	14	4	10	4	2	2	1	...	1	...	...	...	...	...	...	...	...	...	...	...	...
...	...	...	697	298	404	54	38	16	...	...	...	...	...	...	...	...	...	19	15	4	...	...	...
...	...	...	3,821	1,694	2,127	1	1	1	34	15	19	...	...	...	...	...	...	...	...	...	...	...	...
...	...	...	4	1	3	1	...	1	...	...	...	...	...	...	...	...	...	...	...	...	...	...	...
...	...	...	736	359	377	...	...	...	15	6	9	...	...	...	...	...	...	...	...	...	...	...	...
...	...	...	...	...	...	...	...	...	...	...	...	...	...	...	...	...	...	...	...	...	...	...	...
...	...	...	18	12	6	...	...	...	...	...	...	...	...	...	...	...	...	...	...	...	...	...	...
...	...	...	702	339	363	...	...	...	12	4	8	...	...	...	...	...	...	...	...	...	...	...	...
...	...	...	16	6	6	...	...	...	2	2	1	...	...	...	...	...	...	...	...	...	...	...	...
...	...	...	9	2	7	...	...	...	...	...	...	...	...	...	...	...	...	...	...	...	...	...	...
6	5	1	1,122	579	543	1	...	1	2	1	1	...	...	...	...	...	...	...	...	...	2	2	...

TABLE XIII (A).


Citizenship. Part IV.—Details for principal towns.—*continued.*

CITIZENSHIP	JERUSALEM											
	MOSLEMS			JEWS			CHRISTIANS			OTHERS		
	Persons	Males	Females	Persons	Males	Females	Persons	Males	Females	Persons	Males	Females
I	38	39	40	41	42	43	44	45	46	47	48	49
GRAND TOTAL .....	19,894	11,111	8,783	51,222	24,795	26,427	19,335	9,834	9,501	52	36	16
I. PALESTINE .....	19,195	10,568	8,627	34,072	17,379	16,693	14,249	6,871	7,378	21	15	6
II. PAPERS .....	12	11	1	2,041	790	1,251	65	35	30	3	3	...
III. ADJACENT ASIATIC TERRITORIES .....	258	192	66	152	72	80	597	355	242	4	3	1
1. Syria .....	75	43	32	152	72	80	411	239	172	4	3	1
2. Trans-Jordan .....	183	149	34	...	...	...	186	116	70	...	...	...
IV. MEDITERRANEAN ISLANDS .....	...	...	...	...	...	...	7	2	5	...	...	...
3. Malta .....	...	...	...	...	...	...	1	...	1	...	...	...
4. Cyprus .....	...	...	...	...	...	...	6	2	4	...	...	...
V. AFRICA .....	246	216	30	117	59	58	257	167	90	...	...	...
5. Abyssinia .....	...	...	...	...	...	...	145	97	48	...	...	...
6. Egypt .....	246	216	30	117	59	58	112	70	42	...	...	...
VI. OTHER ASIATIC TERRITORIES .....	52	39	13	3,167	1,591	1,576	126	61	65	...	...	...
7. Afghanistan .....	11	10	1	251	118	133	...	...	...	...	...	...
8. British India .....	6	6	...	...	...	...	...	...	...	...	...	...
9. China .....	...	...	...	...	...	...	...	...	...	...	...	...
10. India .....	1	1	...	20	6	14	3	3	...	...	...	...
11. Iraq .....	3	3	...	581	300	281	23	13	10	...	...	...
12. Japan .....	...	...	...	...	...	...	...	...	...	...	...	...
13. Hejaz-Nejd .....	5	4	1	...	...	...	...	...	...	...	...	...
14. Other Arabian Territories .....	...	...	...	1	1	...	...	...	...	...	...	...
15. Far Eastern Territories .....	...	...	...	2	2	...	...	...	...	...	...	...
16. Persia .....	...	...	...	1,339	694	645	13	7	6	...	...	...
17. Turkey .....	25	14	11	727	351	376	87	38	49	...	...	...
18. Yemen .....	1	1	...	248	119	127	...	...	...	...	...	...
VII. OTHER AFRICAN TERRITORIES .....	3	3	...	10	4	6	...	...	...	...	...	...
19. British African Territories .....	...	...	...	1	...	1	...	...	...	...	...	...
20. Morocco .....	...	...	...	1	...	1	...	...	...	...	...	...
21. Tripoli .....	1	1	...	...	...	...	...	...	...	...	...	...
22. Tunis .....	1	1	...	...	...	...	...	...	...	...	...	...
23. Others .....	1	1	...	8	4	4	...	...	...	...	...	...
VIII. EUROPEAN TERRITORIES .....	105	70	35	8,736	3,782	4,954	3,636	2,171	1,465	19	12	7
24. Austria .....	...	...	...	358	160	196	34	20	14	...	...	...
25. Belgium .....	...	...	...	4	3	1	6	4	2	...	...	...
26. Bulgaria .....	...	...	...	24	11	13	10	5	5	...	...	...
27. Czecho-Slovakia .....	...	...	...	752	359	393	17	8	9	1	1	...
28. Danzig .....	...	...	...	1	1	...	...	...	...	...	...	...
29. Denmark .....	...	...	...	3	1	...	5	1	4	...	...	...
30. Estonia .....	...	...	...	1	...	1	...	...	...	...	...	...
31. Finland .....	...	...	...	...	...	...	1	1	...	...	...	...
32. France .....	78	49	29	1,137	547	590	205	87	118	1	1	...
33. Germany .....	...	...	...	367	182	185	511	203	308	...	...	...
34. Gibraltar .....	...	...	...	...	...	...	...	...	...	...	...	...
35. Greece .....	...	...	...	168	69	97	413	195	218	...	...	...
36. Holland .....	1	1	...	30	16	14	7	6	1	...	...	...
37. Hungary .....	...	...	...	566	268	298	15	4	11	...	...	...
38. Irish Free State .....	...	...	...	...	...	...	2	2	...	...	...	...
39. Italy .....	...	...	...	154	79	75	249	116	133	...	...	...
40. Latvia .....	...	...	...	67	37	30	1	1	...	...	...	...
41. Lithuania .....	...	...	...	288	127	161	2	1	1	...	...	...
42. Luxemburg .....	...	...	...	...	...	...	1	1	...	...	...	...
43. Norway .....	...	...	...	...	...	...	...	...	...	...	...	...
44. Poland .....	...	...	...	2,555	956	1,599	46	15	31	9	6	3
45. Portugal .....	...	...	...	8	6	2	...	...	...	...	...	...
46. Rumania .....	...	...	...	377	186	191	23	3	20	1	1	...
47. Spain .....	...	...	...	349	168	181	62	39	23	...	...	...
48. Sweden .....	...	...	...	1	...	1	45	17	28	...	...	...
49. Switzerland .....	...	...	...	4	2	2	29	17	12	2	1	1
50. United Kingdom .....	26	20	6	609	290	319	1,765	1,370	395	1	1	...
51. U.S.S.R. ....	...	...	...	740	236	504	176	48	128	4	1	3
52. Yugo-Slavia .....	...	...	...	177	78	99	11	7	4	...	...	...
IX. AMERICA .....	9	6	3	896	305	591	148	67	81	...	...	...
53. Canada .....	1	...	1	5	3	2	...	...	...	...	...	...
54. United States of America .....	7	5	2	851	283	568	138	62	76	...	...	...
55. Central & South America including West Indian Islands .....	1	1	...	40	19	21	10	5	5	...	...	...
X. AUSTRALIA .....	...	...	...	15	7	8	2	1	1	...	...	...
XI. Not recorded & None .....	14	6	8	2,016	806	1,210	248	104	144	5	3	2

TABLE XIII (A).

Citizenship. Part IV.—Details for principal towns.—concluded.

NABLUS												HAIFA											
MOSLEMS			JEWS			CHRISTIANS			OTHERS			MOSLEMS			JEWS			CHRISTIANS			OTHERS		
Persons	Males	Females	Persons	Males	Females	Persons	Males	Females	Persons	Males	Females	Persons	Males	Females	Persons	Males	Females	Persons	Males	Females	Persons	Males	Females
50	51	52	53	54	55	56	57	58	59	60	61	62	63	64	65	66	67	68	69	70	71	72	73
16,483	8,113	8,370	6	3	3	533	290	243	167	81	86	20,324	11,324	9,000	15,923	8,232	7,691	13,824	7,297	6,527	332	190	142
16,375	8,041	8,334	5	3	2	401	194	207	166	81	85	19,374	10,638	8,736	8,840	4,536	4,304	11,221	5,666	5,555	175	104	71
...	...	...	...	...	...	...	...	...	...	...	...	25	14	11	942	514	428	43	22	21	3	2	1
57	38	19	...	...	...	14	4	10	1	...	1	503	371	132	33	22	11	290	116	174	19	7	12
80	18	12	...	...	...	8	1	7	1	...	1	326	203	123	38	22	11	280	107	173	15	6	9
27	20	7	...	...	...	6	3	3	...	...	...	177	168	9	...	...	...	10	9	1	4	1	3
...	...	...	...	...	...	2	2	...	...	...	...	...	...	...	...	...	...	2	2	...	...	...	...
...	...	...	...	...	...	2	2	...	...	...	...	...	...	...	...	...	...	1	1	...	...	...	...
...	...	...	...	...	...	2	2	...	...	...	...	...	...	...	...	...	...	1	1	...	...	...	...
28	17	11	1	...	1	1	...	1	...	...	...	301	227	74	21	13	8	114	57	57	...	...	...
...	...	...	...	...	...	...	...	...	...	...	...	...	...	...	...	...	...	...	...	...	...	...	...
28	17	11	1	...	1	1	...	1	...	...	...	301	227	74	21	13	8	114	57	57	...	...	...
...	...	...	...	...	...	...	...	...	...	...	...	...	...	...	...	...	...	...	...	...	...	...	...
7	5	2	...	...	...	1	1	...	...	...	...	50	30	20	203	104	99	45	19	26	123	72	51
...	...	...	...	...	...	...	...	...	...	...	...	1	1	...	...	...	...	...	...	...	...	...	...
...	...	...	...	...	...	...	...	...	...	...	...	...	...	...	...	...	...	...	...	...	...	...	...
...	...	...	...	...	...	...	...	...	...	...	...	6	3	3	...	...	...	...	...	...	2	1	1
1	1	...	...	...	...	...	...	...	...	...	...	...	...	...	44	17	27	3	...	3	...	1	...
1	1	...	...	...	...	...	...	...	...	...	...	3	3	...	1	1	...	...	...	...	1	1	...
...	...	...	...	...	...	...	...	...	...	...	...	...	...	...	...	...	...	...	...	...	...	...	...
...	...	...	...	...	...	...	...	...	...	...	...	20	4	16	138	74	64	5	4	1	120	70	50
5	3	2	...	...	...	1	1	...	...	...	...	17	16	1	17	12	5	37	15	22	...	...	...
...	...	...	...	...	...	...	...	...	...	...	...	3	3	...	3	...	3	...	...	...	...	...	...
9	9	...	...	...	...	...	...	...	...	...	...	2	2	...	2	...	2	...	...	...	...	...	...
...	...	...	...	...	...	...	...	...	...	...	...	...	...	...	2	...	2	...	...	...	...	...	...
9	9	...	...	...	...	...	...	...	...	...	...	1	1	...	...	...	...	...	...	...	...	...	...
...	...	...	...	...	...	...	...	...	...	...	...	...	...	...	...	...	...	...	...	...	...	...	...
...	...	...	...	...	...	...	...	...	...	...	...	1	1	...	...	...	...	...	...	...	...	...	...
4	3	1	...	...	...	110	86	24	...	...	...	66	41	25	5,329	2,743	2,586	2,035	1,376	659	10	5	5
...	...	...	...	...	...	...	...	...	...	...	...	...	...	...	79	47	32	1	1	...	...	...	...
...	...	...	...	...	...	...	...	...	...	...	...	...	...	...	1	1	...	5	2	3	...	...	...
...	...	...	...	...	...	...	...	...	...	...	...	...	...	...	42	21	21	1	1	...	...	...	...
...	...	...	...	...	...	...	...	...	...	...	...	...	...	...	39	25	14	7	3	4	...	...	...
...	...	...	...	...	...	...	...	...	...	...	...	...	...	...	1	1	...	1	1	...	...	...	...
...	...	...	...	...	...	...	...	...	...	...	...	...	...	...	1	1	...	...	...	...	...	...	...
...	...	...	...	...	...	...	...	...	...	...	...	...	...	...	3	1	2	...	...	...	...	...	...
...	...	...	...	...	...	...	3	3	...	...	...	43	24	19	585	291	294	1	...	1	...	...	...
...	...	...	...	...	...	...	2	...	...	...	...	...	...	...	108	51	52	493	182	311	...	...	...
...	...	...	...	...	...	...	...	...	...	...	...	...	...	...	...	...	...	...	...	...	...	...	...
...	...	...	...	...	...	...	...	...	...	...	...	1	...	1	55	34	21	98	58	40	...	...	...
...	...	...	...	...	...	...	...	...	...	...	...	...	...	...	5	3	2	1	1	...	...	...	...
...	...	...	...	...	...	...	...	...	...	...	...	...	...	...	51	31	20	...	...	...	...	...	...
...	...	...	...	...	...	...	...	...	...	...	...	...	...	...	...	...	...	...	...	...	...	...	...
...	...	...	...	...	...	...	1	1	...	...	...	10	7	3	31	14	17	104	55	49	...	...	...
...	...	...	...	...	...	...	...	...	...	...	...	...	...	...	52	21	31	2	...	2	...	...	...
...	...	...	...	...	...	...	...	...	...	...	...	...	...	...	97	48	49	...	...	...	...	...	...
...	...	...	...	...	...	...	...	...	...	...	...	...	...	...	...	...	...	...	...	...	...	...	...
...	...	...	...	...	...	...	...	...	...	...	...	...	...	...	2,484	1,310	1,174	7	4	3	4	2	2
...	...	...	...	...	...	...	...	...	...	...	...	...	...	...	...	...	...	...	...	...	...	...	...
...	...	...	...	...	...	...	...	...	...	...	...	...	...	...	351	166	185	...	...	...	...	...	...
...	...	...	...	...	...	...	...	...	...	...	...	...	...	...	284	147	137	16	14	2	...	...	...
...	...	...	...	...	...	...	...	...	...	...	...	...	...	...	1	1	...	5	1	4	...	...	...
4	3	1	...	...	...	104	83	21	...	...	...	11	9	2	175	81	94	1,202	1,021	181	4	1	3
...	...	...	...	...	...	...	...	...	...	...	...	1	1	...	882	443	439	19	7	12	2	2	...
...	...	...	...	...	...	...	...	...	...	...	...	...	...	...	7	5	2	...	...	...	...	...	...
...	...	...	...	...	...	...	3	3	...	...	...	...	...	...	106	54	52	54	30	24	2	...	2
...	...	...	...	...	...	...	...	...	...	...	...	...	...	...	1	1	...	...	...	...	...	...	...
...	...	...	...	...	...	...	2	2	...	...	...	...	...	...	94	45	49	38	21	17	2	...	2
...	...	...	...	...	...	...	1	1	...	...	...	...	...	...	11	8	3	16	9	7	...	...	...
...	...	...	...	...	...	...	...	...	...	...	...	...	...	...	2	1	1	...	...	...	...	...	...
8	...	3	...	...	...	1	...	1	...	...	...	8	1	2	445	245	200	20	9	11	...	...	...



**TABLE XIII (B).**

---

**' NATIONALITY ' WITHIN CITIZENSHIP.**

---

This table shows for each citizenship as classified in Table XIII (A) the nationality of its members distributed by religion and sex.

Three ' nationalities ' have been classified namely : Arabs, Jews and Others the latter comprising all persons who have not returned their nationality as either Arab or Jew.

The table is divided in three parts :

Part I is a summary.

Part II gives details for districts.

Part III gives details for the principal towns namely, Jaffa, Tel Aviv, Jerusalem and Haifa.

TABLE XIII (B).

## Nationality within citizenship. Part I.—Summary.

## ALL PALESTINE

CITIZENSHIP	TOTAL PERSONS											
	TOTAL			ARABS			JEWS			OTHERS		
	Persons	Males	Females	Persons	Males	Females	Persons	Males	Females	Persons	Males	Females
I	2	3	4	5	6	7	8	9	10	11	12	13
GRAND TOTAL .....	989,268	491,258	478,010	772,904	390,413	382,491	174,809	88,236	86,573	21,555	12,609	8,946
I. PALESTINE .....	874,905	441,825	433,080	766,222	386,101	380,121	100,781	51,546	49,235	7,902	4,178	3,724
II. PAPERS .....	8,128	4,058	4,070	62	33	29	7,913	3,940	3,973	153	85	68
III. ADJACENT ASIATIC TERRITORIES	6,154	3,836	2,318	4,237	2,673	1,564	355	188	167	1,562	975	587
1. Syria .....	3,461	1,964	1,497	2,096	1,188	908	354	188	166	1,011	588	423
2. Trans-Jordan .....	2,693	1,872	821	2,141	1,485	656	1	...	1	551	387	164
IV. MEDITERRANEAN ISLANDS .....	45	21	24	1	1	...	7	4	3	37	16	21
3. Malta .....	9	3	6	...	...	...	...	...	...	9	3	6
4. Cyprus .....	36	18	18	1	1	...	7	4	3	28	13	15
V. AFRICA .....	2,169	1,508	661	1,158	873	285	286	147	139	725	488	237
5. Abyssinia .....	153	105	48	...	...	...	...	...	...	153	105	48
6. Egypt .....	2,016	1,403	613	1,158	873	285	286	147	139	572	383	189
VI. OTHER ASIATIC TERRITORIES..	7,950	4,143	3,807	258	201	57	7,084	3,598	3,486	608	344	264
7. Afghanistan .....	357	184	173	7	7	...	330	158	172	20	19	1
8. British India .....	6	6	...	...	...	...	...	...	...	6	6	...
9. China .....	5	3	2	...	...	...	2	...	2	3	3	...
10. India .....	55	31	24	8	6	2	27	10	17	20	15	5
11. Iraq .....	952	510	442	30	21	9	862	447	415	60	42	18
12. Japan .....	1	1	...	...	...	...	...	...	...	1	1	...
13. Hejaz-Nejd .....	102	94	8	90	82	8	2	2	...	10	10	...
14. Other Arabian Territories ..	181	95	86	3	3	...	178	92	86	...	...	...
15. Far Eastern Territories .....	6	3	3	...	...	...	5	3	2	1	...	1
16. Persia .....	2,653	1,359	1,294	39	34	5	2,366	1,201	1,165	248	124	124
17. Turkey .....	1,842	945	897	87	35	32	1,541	791	750	234	119	115
18. Yemen .....	1,790	912	878	14	13	1	1,771	894	877	5	5	...
VII. OTHER AFRICAN TERRITORIES.	94	61	33	39	35	4	32	12	20	23	14	9
19. British African Territories ..	19	6	13	...	...	...	19	6	13	...	...	...
20. Morocco .....	21	17	4	13	13	...	8	1	2	5	3	2
21. Tripoli .....	15	11	4	8	5	3	...	...	...	7	6	1
22. Tunis .....	20	13	7	10	9	1	...	...	...	10	4	6
23. Others .....	19	14	5	8	8	...	10	5	5	1	1	...
VIII. EUROPEAN TERRITORIES .....	60,970	31,521	29,449	650	338	312	50,538	25,048	25,490	9,782	6,135	3,647
24. Austria .....	733	374	359	2	2	...	686	343	343	45	29	16
25. Belgium .....	37	24	13	...	...	...	13	8	5	24	16	8
26. Bulgaria .....	569	283	286	...	...	...	551	275	276	18	8	10
27. Czecho-Slovakia .....	1,119	583	536	...	...	...	1,090	567	523	29	16	13
28. Danzig .....	23	14	9	...	...	...	23	14	9	...	...	...
29. Denmark .....	29	22	7	...	...	...	4	2	2	25	20	5
30. Estonia .....	25	11	14	...	...	...	24	11	13	1	...	1
31. Finland .....	6	3	3	...	...	...	4	2	2	2	1	1
32. France .....	5,082	2,480	2,602	458	240	218	3,979	1,947	2,032	645	293	352
33. Germany .....	2,945	1,339	1,606	3	...	3	1,013	516	497	1,929	823	1,106
34. Gibraltar .....	5	5	...	...	...	...	...	...	...	5	5	...
35. Greece .....	1,668	848	818	19	7	12	1,082	522	510	615	319	296
36. Holland .....	89	53	36	...	...	...	65	33	32	24	20	4
37. Hungary .....	818	411	407	...	...	...	792	404	388	26	7	19
38. Irish Free State .....	4	3	1	...	...	...	...	...	...	4	3	1
39. Italy .....	1,103	630	473	130	70	60	318	162	156	655	398	257
40. Latvia .....	559	287	272	...	...	...	558	286	270	3	1	2
41. Lithuania .....	2,134	1,054	1,080	...	...	...	2,131	1,053	1,078	3	1	2
42. Luxemburg .....	1	1	...	...	...	...	...	...	...	1	1	...
43. Norway .....	22	22	...	...	...	...	...	...	...	22	22	...
44. Poland .....	23,288	11,725	11,563	...	...	...	23,203	11,690	11,513	85	35	50
45. Portugal .....	28	21	7	...	...	...	27	20	7	1	1	...
46. Rumania .....	2,659	1,331	1,328	...	...	...	2,628	1,326	1,302	31	5	26
47. Spain .....	1,447	774	673	2	2	...	1,310	665	645	135	107	28
48. Sweden .....	47	18	29	...	...	...	1	...	1	46	18	28
49. Switzerland .....	74	33	41	2	1	1	25	9	16	47	23	24
50. United Kingdom .....	6,870	4,789	2,081	29	15	14	2,050	945	1,105	4,791	3,329	962
51. U.S.S.R. .....	9,380	4,271	5,089	4	...	4	8,808	4,153	4,655	548	118	430
52. Yugo-Slavia .....	228	112	116	1	1	...	205	95	110	22	16	6
IX. AMERICA .....	2,917	1,348	1,569	206	109	97	2,375	1,072	1,303	336	167	169
53. Canada .....	55	31	24	...	...	...	51	30	21	4	1	3
54. United States of America ...	2,668	1,211	1,457	188	101	87	2,232	993	1,239	348	117	131
55. Central & South America incl. West Indian Islands.	194	106	88	18	8	10	92	49	43	84	49	35
X. AUSTRALIA .....	56	24	32	...	...	...	48	19	29	8	5	3
XI. Not recorded & None .....	5,880	2,913	2,967	71	49	22	5,390	2,662	2,728	419	202	217

## TABLE XIII (B).

## Nationality within citizenship. Part I.—Summary.

## ALL PALESTINE.—continued.

## MOSLEMS

TOTAL			ARABS			Jews			OTHERS		
Persons	Males	Females	Persons	Males	Females	Persons	Males	Females	Persons	Males	Females
14	15	16	17	18	19	20	21	22	23	24	25
693,159	352,172	340,987	690,420	350,450	339,970	21	13	8	2,718	1,709	1,009
686,570	347,632	338,928	685,356	347,002	338,354	21	13	8	1,183	617	566
61	40	21	33	22	11	...	...	...	28	18	10
3,776	2,537	1,239	3,127	2,067	1,060	...	...	...	649	470	179
1,597	987	610	1,324	800	524	...	...	...	273	187	86
2,179	1,550	629	1,803	1,267	536	...	...	...	376	283	93
...	...	...	...	...	...	...	...	...	...	...	...
...	...	...	...	...	...	...	...	...	...	...	...
...	...	...	...	...	...	...	...	...	...	...	...
1,383	1,066	317	1,006	782	224	...	...	...	377	284	93
...	...	...	...	...	...	...	...	...	...	...	...
1,383	1,066	317	1,006	782	224	...	...	...	377	284	93
347	274	73	189	163	26	...	...	...	158	111	47
27	26	1	7	7	...	...	...	...	20	19	1
6	6	...	...	...	...	...	...	...	6	6	...
...	...	...	...	...	...	...	...	...	...	...	...
16	13	3	5	5	...	...	...	...	11	8	3
29	25	4	11	11	...	...	...	...	18	14	4
...	...	...	...	...	...	...	...	...	...	...	...
100	92	8	90	82	8	...	...	...	10	10	...
3	3	...	3	3	...	...	...	...	...	...	...
...	...	...	...	...	...	...	...	...	...	...	...
40	17	23	15	11	4	...	...	...	25	6	19
107	74	33	44	31	13	...	...	...	63	43	20
19	18	1	14	13	1	...	...	...	5	5	...
62	49	13	39	35	4	...	...	...	23	14	9
...	...	...	...	...	...	...	...	...	...	...	...
18	16	2	13	13	...	...	...	...	5	3	2
15	11	4	8	5	3	...	...	...	7	6	1
20	13	7	10	9	1	...	...	...	10	4	6
9	9	...	8	8	...	...	...	...	1	1	...
754	446	308	569	313	256	...	...	...	185	133	52
...	...	...	...	...	...	...	...	...	...	...	...
...	...	...	...	...	...	...	...	...	...	...	...
...	...	...	...	...	...	...	...	...	...	...	...
...	...	...	...	...	...	...	...	...	...	...	...
...	...	...	...	...	...	...	...	...	...	...	...
...	...	...	...	...	...	...	...	...	...	...	...
541	296	245	453	239	214	...	...	...	88	57	31
...	...	...	...	...	...	...	...	...	...	...	...
1	...	1	...	...	...	...	...	...	1	...	1
1	1	...	...	...	...	...	...	...	1	1	...
...	...	...	...	...	...	...	...	...	...	...	...
148	98	50	103	64	39	...	...	...	45	34	11
...	...	...	...	...	...	...	...	...	...	...	...
...	...	...	...	...	...	...	...	...	...	...	...
...	...	...	...	...	...	...	...	...	...	...	...
...	...	...	...	...	...	...	...	...	...	...	...
...	...	...	...	...	...	...	...	...	...	...	...
...	...	...	...	...	...	...	...	...	...	...	...
...	...	...	...	...	...	...	...	...	...	...	...
8	2	1	1	1	...	...	...	...	2	1	1
...	...	...	...	...	...	...	...	...	...	...	...
...	...	...	...	...	...	...	...	...	...	...	...
...	...	...	...	...	...	...	...	...	...	...	...
53	43	10	11	9	2	...	...	...	42	34	8
7	6	1	1	...	1	...	...	...	6	6	...
...	...	...	...	...	...	...	...	...	...	...	...
...	...	...	...	...	...	...	...	...	...	...	...
62	32	30	31	17	14	...	...	...	31	15	16
...	...	...	...	...	...	...	...	...	...	...	...
52	30	22	24	15	9	...	...	...	28	15	13
10	2	8	7	2	5	...	...	...	8	...	3
...	...	...	...	...	...	...	...	...	...	...	...
...	...	...	...	...	...	...	...	...	...	...	...
154	96	58	70	49	21	...	...	...	84	47	37

## TABLE XIII (B).

## Nationality within citizenship. Part I.—Summary.

## ALL PALESTINE.—continued.

CITIZENSHIP	J E W S											
	TOTAL			ARABS			Jews			OTHERS		
	Persons	Males	Females	Persons	Males	Females	Persons	Males	Females	Persons	Males	Females
(1)	26	27	28	29	30	31	32	33	34	35	36	37
GRAND TOTAL .....	174,610	88,100	86,510	87	21	66	174,378	88,004	86,374	145	75	70
I. PALESTINE .....	100,704	51,490	49,214	61	20	41	100,602	51,452	49,150	41	18	23
II. PAPERS .....	7,902	3,936	3,966	...	...	...	7,883	3,927	3,956	19	9	10
III. ADJACENT ASIATIC TERRITORIES	348	183	165	...	...	...	347	182	165	1	1	...
1. Syria .....	347	183	164	...	...	...	346	182	164	1	1	...
2. Trans-Jordan .....	1	...	1	...	...	...	1	...	1	...	...	...
IV. MEDITERRANEAN ISLANDS .....	7	4	3	...	...	...	7	4	3	...	...	...
3. Malta .....	...	...	...	...	...	...	...	...	...	...	...	...
4. Cyprus .....	7	4	3	...	...	...	7	4	3	...	...	...
V. AFRICA .....	290	148	142	4	...	4	290	146	134	6	2	4
5. Abyssinia .....	...	...	...	...	...	...	...	...	...	...	...	...
6. Egypt .....	290	148	142	4	...	4	290	146	134	6	2	4
VI. OTHER ASIATIC TERRITORIES..	7,115	3,604	3,511	22	1	21	7,083	3,597	3,486	10	6	4
7. Afghanistan .....	330	158	172	...	...	...	330	158	172	...	...	...
8. British India .....	...	...	...	...	...	...	...	...	...	...	...	...
9. China .....	2	...	2	...	...	...	2	...	2	...	...	...
10. India .....	27	10	17	...	...	...	27	10	17	...	...	...
11. Iraq .....	878	454	419	5	1	4	862	447	415	6	6	...
12. Japan .....	...	...	...	...	...	...	...	...	...	...	...	...
13. Hejaz-Nejd .....	2	2	...	...	...	...	2	2	...	...	...	...
14. Other Arabian Territories ..	178	92	86	...	...	...	178	92	86	...	...	...
15. Far Eastern Territories .....	5	3	2	...	...	...	5	3	2	...	...	...
16. Persia .....	2,370	1,201	1,169	...	...	...	2,366	1,201	1,165	4	...	4
17. Turkey .....	1,557	790	767	17	...	17	1,540	790	750	...	...	...
18. Yemen .....	1,771	894	877	...	...	...	1,771	894	877	...	...	...
VII. OTHER AFRICAN TERRITORIES.	32	12	20	...	...	...	32	12	20	...	...	...
19. British African Territories ..	19	6	13	...	...	...	19	6	13	...	...	...
20. Morocco .....	3	1	2	...	...	...	3	1	2	...	...	...
21. Tripoli .....	...	...	...	...	...	...	...	...	...	...	...	...
22. Tunis .....	...	...	...	...	...	...	...	...	...	...	...	...
23. Others .....	10	5	5	...	...	...	10	5	5	...	...	...
VIII. EUROPEAN TERRITORIES .....	50,419	24,980	25,439	...	...	...	50,353	24,943	25,410	66	37	29
24. Austria .....	689	345	344	...	...	...	686	343	343	2	2	1
25. Belgium .....	13	8	5	...	...	...	13	8	5	...	...	...
26. Bulgaria .....	552	276	276	...	...	...	551	275	276	1	1	...
27. Czecho-Slovakia .....	1,090	567	523	...	...	...	1,090	567	523	...	...	...
28. Danzig .....	23	14	9	...	...	...	23	14	9	...	...	...
29. Denmark .....	4	2	2	...	...	...	4	2	2	...	...	...
30. Estonia .....	24	11	13	...	...	...	24	11	13	...	...	...
31. Finland .....	4	2	2	...	...	...	4	2	2	...	...	...
32. France .....	3,986	1,952	2,034	...	...	...	3,979	1,947	2,032	7	5	2
33. Germany .....	1,010	515	495	...	...	...	1,009	514	495	1	1	...
34. Gibraltar .....	...	...	...	...	...	...	...	...	...	...	...	...
35. Greece .....	1,033	523	510	...	...	...	1,033	522	510	1	1	...
36. Holland .....	65	33	32	...	...	...	65	33	32	...	...	...
37. Hungary .....	796	403	393	...	...	...	790	402	388	6	1	5
38. Irish Free State .....	...	...	...	...	...	...	...	...	...	...	...	...
39. Italy .....	318	162	156	...	...	...	316	160	156	2	2	...
40. Latvia .....	553	284	269	...	...	...	553	284	269	...	...	...
41. Lithuania .....	2,128	1,052	1,076	...	...	...	2,128	1,052	1,076	...	...	...
42. Luxemburg .....	...	...	...	...	...	...	...	...	...	...	...	...
43. Norway .....	...	...	...	...	...	...	...	...	...	...	...	...
44. Poland .....	22,107	11,629	11,478	...	...	...	22,086	11,619	11,467	21	10	11
45. Portugal .....	27	20	7	...	...	...	27	20	7	...	...	...
46. Rumania .....	2,629	1,327	1,302	...	...	...	2,625	1,325	1,300	4	2	2
47. Spain .....	1,306	661	645	...	...	...	1,305	661	644	1	...	1
48. Sweden .....	1	...	1	...	...	...	1	...	1	...	...	...
49. Switzerland .....	23	9	14	...	...	...	23	9	14	...	...	...
50. United Kingdom .....	2,062	952	1,110	...	...	...	2,049	944	1,105	13	8	5
51. U.S.S.R. ....	8,771	4,138	4,633	...	...	...	8,765	4,134	4,631	6	4	2
52. Yugo-Slavia .....	205	95	110	...	...	...	205	95	110	...	...	...
IX. AMERICA .....	2,362	1,068	1,294	...	...	...	2,360	1,066	1,294	2	2	...
53. Canada .....	51	30	21	...	...	...	51	30	21	...	...	...
54. United States of America ...	2,222	991	1,231	...	...	...	2,220	989	1,231	2	2	...
55. Central & South America incl. West Indian Islands ..	89	47	42	...	...	...	89	47	42	...	...	...
X. AUSTRALIA .....	48	19	29	...	...	...	48	19	29	...	...	...
XI. Not recorded & None .....	5,883	2,656	2,727	...	...	...	5,883	2,656	2,727	...	...	...



TABLE XIII (B).

Nationality within citizenship. Part II.—Details for districts.

## SOUTHERN DISTRICT.

CITIZENSHIP	TOTAL PERSONS											
	TOTAL			ARABS			JEWS			OTHERS		
	Persons	Males	Females	Persons	Males	Females	Persons	Males	Females	Persons	Males	Females
I	2	3	4	5	6	7	8	9	10	11	12	13
GRAND TOTAL .....	304,532	155,983	148,549	221,869	113,628	108,241	78,971	39,962	39,009	3,692	2,393	1,299
I. PALESTINE .....	261,795	133,745	128,050	220,918	113,007	107,911	39,925	20,184	19,741	952	554	398
II. PAPERS .....	3,917	2,068	1,849	...	...	...	3,904	2,059	1,845	13	9	4
III. ADJACENT ASIATIC TERRITORIES	583	374	209	298	185	113	124	70	54	161	119	42
1. Syria .....	418	246	170	192	110	82	124	70	54	100	66	34
2. Trans-Jordan .....	167	128	39	106	75	31	...	...	...	61	53	8
IV. MEDITERRANEAN ISLANDS .....	30	14	16	...	...	...	7	4	3	23	10	13
3. Malta .....	4	...	4	...	...	...	...	...	...	4	...	4
4. Cyprus .....	26	14	12	...	...	...	7	4	3	19	10	9
V. AFRICA .....	696	444	252	355	228	127	124	61	63	217	155	62
5. Abyssinia .....	1	1	...	...	...	...	...	...	...	1	1	...
6. Egypt .....	695	443	252	355	228	127	124	61	63	216	154	62
VI. OTHER ASIATIC TERRITORIES..	3,341	1,739	1,602	95	79	16	3,162	1,605	1,557	84	55	29
7. Afghanistan .....	84	48	36	4	4	...	78	37	36	7	7	...
8. British India .....	...	...	...	...	...	...	...	...	...	...	...	...
9. China .....	5	3	2	...	...	...	2	...	2	3	3	...
10. India .....	15	10	5	5	3	2	7	4	3	3	3	...
11. Iraq .....	226	119	107	7	5	2	218	113	105	1	1	...
12. Japan .....	...	...	...	...	...	...	...	...	...	...	...	...
13. Hejaz-Nejd .....	60	54	6	52	46	6	1	1	...	7	7	...
14. Other Arabian Territories ..	175	89	86	2	2	...	178	87	86	...	...	...
15. Far Eastern Territories ....	4	1	3	...	...	...	3	1	2	1	...	1
16. Persia .....	482	231	251	10	6	4	448	211	237	24	14	10
17. Turkey .....	790	420	370	12	10	2	743	393	350	35	17	18
18. Yemen .....	1,500	764	736	3	3	...	1,494	758	736	3	3	...
VII. OTHER AFRICAN TERRITORIES.	54	31	23	21	17	4	19	7	12	14	7	7
19. British African Territories ..	15	5	10	...	...	...	15	5	10	...	...	...
20. Morocco .....	6	5	1	3	3	...	2	1	1	1	1	...
21. Tripoli .....	11	7	4	7	4	3	...	...	...	4	3	1
22. Tunis .....	16	9	7	8	7	1	...	...	...	8	2	6
23. Others .....	6	5	1	3	3	...	2	1	1	1	1	...
VIII. EUROPEAN TERRITORIES .....	30,473	15,613	14,860	150	84	66	28,140	14,080	14,060	2,183	1,449	734
24. Austria .....	177	98	79	...	...	...	176	97	79	1	1	...
25. Belgium .....	12	9	3	...	...	...	7	4	3	5	5	...
26. Bulgaria .....	444	219	225	...	...	...	442	218	224	2	1	1
27. Czecho-Slovakia .....	160	95	65	...	...	...	158	93	65	2	2	...
28. Danzig .....	18	10	8	...	...	...	18	10	8	...	...	...
29. Denmark .....	19	18	1	...	...	...	...	...	...	19	18	1
30. Estonia .....	19	9	10	...	...	...	18	9	9	1	...	1
31. Finland .....	4	2	2	...	...	...	4	2	2	...	...	...
32. France .....	699	359	340	48	26	22	564	280	284	87	53	34
33. Germany .....	1,069	505	564	2	...	2	417	209	208	650	296	354
34. Gibraltar .....	5	5	...	...	...	...	...	...	...	5	5	...
35. Greece .....	847	439	408	1	...	1	783	399	384	63	40	23
36. Holland .....	36	19	17	...	...	...	29	13	16	7	6	1
37. Hungary .....	93	58	35	...	...	...	90	56	34	3	2	1
38. Irish Free State .....	1	1	...	...	...	...	...	...	...	1	1	...
39. Italy .....	309	176	133	92	55	37	114	60	54	103	61	42
40. Latvia .....	350	182	168	...	...	...	350	182	168	...	...	...
41. Lithuania .....	1,475	729	746	...	...	...	1,475	729	746	...	...	...
42. Luxembourg .....	...	...	...	...	...	...	...	...	...	...	...	...
43. Norway .....	22	22	...	...	...	...	...	...	...	22	22	...
44. Poland .....	14,754	7,543	7,211	...	...	...	14,750	7,541	7,209	4	2	2
45. Portugal .....	4	1	3	...	...	...	4	1	3	...	...	...
46. Rumania .....	1,334	673	661	...	...	...	1,334	673	661	...	...	...
47. Spain .....	505	265	240	...	...	...	494	254	240	11	11	...
48. Sweden .....	...	...	...	...	...	...	...	...	...	...	...	...
49. Switzerland .....	24	8	16	2	1	1	15	4	11	7	3	4
50. United Kingdom .....	2,157	1,347	810	5	2	3	1,007	453	554	1,145	892	253
51. U.S.S.R. ....	5,921	2,814	3,107	...	...	...	5,877	2,786	3,091	44	28	16
52. Yugo-Slavia .....	15	7	8	...	...	...	14	7	7	1	...	1
IX. AMERICA .....	1,170	600	570	3	2	1	1,154	591	563	13	7	6
53. Canada .....	36	19	17	...	...	...	36	19	17	...	...	...
54. United States of America ...	1,101	563	538	3	2	1	1,085	554	531	13	7	6
55. Central & South America incl. West Indian Islands.	33	18	15	...	...	...	33	18	15	...	...	...
X. AUSTRALIA .....	22	9	13	...	...	...	20	7	13	2	2	...
XI. Not recorded & None .....	2,451	1,346	1,105	29	26	3	2,392	1,294	1,098	30	26	4

TABLE XIII (B).

Nationality within citizenship. Part II.—Details for districts.

SOUTHERN DISTRICT.—continued.

MOSLEMS

TOTAL			ARABS			JEWS			OTHERS		
Persons	Males	Females	Persons	Males	Females	Persons	Males	Females	Persons	Males	Females
14	15	16	17	18	19	20	21	22	23	24	25
210,322	107,931	102,391	209,766	107,514	102,252	...	...	...	556	417	139
209,041	107,034	102,007	208,925	106,952	101,973	...	...	...	116	82	34
6	5	1	...	...	...	...	...	...	6	5	1
310	213	97	228	142	86	...	...	...	82	71	11
191	121	70	148	83	65	...	...	...	43	38	5
119	92	27	80	59	21	...	...	...	39	33	6
...	...	...	...	...	...	...	...	...	...	...	...
...	...	...	...	...	...	...	...	...	...	...	...
515	353	162	335	218	117	...	...	...	180	135	45
...	...	...	...	...	...	...	...	...	...	...	...
515	353	162	335	218	117	...	...	...	180	135	45
138	112	26	89	77	12	...	...	...	49	35	14
11	11	...	4	4	...	...	...	...	7	7	...
...	...	...	...	...	...	...	...	...	...	...	...
4	4	...	2	2	...	...	...	...	2	2	...
5	5	...	4	4	...	...	...	...	1	1	...
...	...	...	...	...	...	...	...	...	...	...	...
59	53	6	52	46	6	...	...	...	7	7	...
2	2	...	2	2	...	...	...	...	...	...	...
...	...	...	...	...	...	...	...	...	...	...	...
18	11	7	10	6	4	...	...	...	8	5	3
83	20	13	12	10	2	...	...	...	21	10	11
6	6	...	3	3	...	...	...	...	3	3	...
...	...	...	...	...	...	...	...	...	...	...	...
35	24	11	21	17	4	...	...	...	14	7	7
...	...	...	...	...	...	...	...	...	...	...	...
4	4	...	3	3	...	...	...	...	1	1	...
11	7	4	7	4	3	...	...	...	4	3	1
16	9	7	8	7	1	...	...	...	8	2	6
4	4	...	3	3	...	...	...	...	1	1	...
228	150	78	139	82	57	...	...	...	89	68	21
...	...	...	...	...	...	...	...	...	...	...	...
...	...	...	...	...	...	...	...	...	...	...	...
...	...	...	...	...	...	...	...	...	...	...	...
...	...	...	...	...	...	...	...	...	...	...	...
84	52	32	48	26	22	...	...	...	36	26	10
...	...	...	...	...	...	...	...	...	...	...	...
...	...	...	...	...	...	...	...	...	...	...	...
...	...	...	...	...	...	...	...	...	...	...	...
180	86	44	89	54	35	...	...	...	41	32	9
...	...	...	...	...	...	...	...	...	...	...	...
...	...	...	...	...	...	...	...	...	...	...	...
...	...	...	...	...	...	...	...	...	...	...	...
...	...	...	...	...	...	...	...	...	...	...	...
...	...	...	...	...	...	...	...	...	...	...	...
...	...	...	...	...	...	...	...	...	...	...	...
13	11	2	2	2	...	...	...	...	11	9	2
1	1	...	...	...	...	...	...	...	1	1	...
...	...	...	...	...	...	...	...	...	...	...	...
8	4	4	...	...	...	...	...	...	8	4	4
...	...	...	...	...	...	...	...	...	...	...	...
8	4	4	...	...	...	...	...	...	8	4	4
...	...	...	...	...	...	...	...	...	...	...	...
...	...	...	...	...	...	...	...	...	...	...	...
41	36	5	29	26	3	...	...	...	12	10	2

TABLE XIII (B).

## Nationality within citizenship. Part II.—Details for districts.

## SOUTHERN DISTRICT.—continued.

CITIZENSHIP	J E W S											
	TOTAL			ARABS			J E W S			OTHERS		
	Persons	Males	Females	Persons	Males	Females	Persons	Males	Females	Persons	Males	Females
	26	27	28	29	30	31	32	33	34	35	36	37
<b>GRAND TOTAL</b> .....	<b>78,723</b>	<b>39,827</b>	<b>38,896</b>	<b>42</b>	<b>2</b>	<b>40</b>	<b>78,676</b>	<b>39,821</b>	<b>38,855</b>	<b>5</b>	<b>4</b>	<b>1</b>
<b>I. PALESTINE</b> .....	<b>39,842</b>	<b>20,125</b>	<b>19,717</b>	<b>38</b>	<b>2</b>	<b>36</b>	<b>39,802</b>	<b>20,122</b>	<b>19,680</b>	<b>2</b>	<b>1</b>	<b>1</b>
<b>II. PAPERS</b> .....	<b>3,879</b>	<b>2,051</b>	<b>1,828</b>	...	...	...	<b>3,879</b>	<b>2,051</b>	<b>1,828</b>	...	...	...
<b>III. ADJACENT ASIATIC TERRITORIES</b>	<b>124</b>	<b>70</b>	<b>54</b>	...	...	...	<b>124</b>	<b>70</b>	<b>54</b>	...	...	...
1. Syria .....	124	70	54	...	...	...	124	70	54	...	...	...
2. Trans-Jordan .....	...	...	...	...	...	...	...	...	...	...	...	...
<b>IV. MEDITERRANEAN ISLANDS</b> ....	<b>7</b>	<b>4</b>	<b>3</b>	...	...	...	<b>7</b>	<b>4</b>	<b>3</b>	...	...	...
3. Malta .....	...	...	...	...	...	...	...	...	...	...	...	...
4. Cyprus .....	7	4	3	...	...	...	7	4	3	...	...	...
<b>V. AFRICA</b> .....	<b>122</b>	<b>60</b>	<b>62</b>	<b>4</b>	...	<b>4</b>	<b>118</b>	<b>60</b>	<b>58</b>	...	...	...
5. Abyssinia .....	...	...	...	...	...	...	...	...	...	...	...	...
6. Egypt .....	122	60	62	4	...	4	118	60	58	...	...	...
<b>VI. OTHER ASIATIC TERRITORIES..</b>	<b>3,161</b>	<b>1,604</b>	<b>1,557</b>	...	...	...	<b>3,161</b>	<b>1,604</b>	<b>1,557</b>	...	...	...
7. Afghanistan .....	73	37	36	...	...	...	73	37	36	...	...	...
8. British India .....	...	...	...	...	...	...	...	...	...	...	...	...
9. China .....	2	...	2	...	...	...	2	...	2	...	...	...
10. India .....	7	4	3	...	...	...	7	4	3	...	...	...
11. Iraq .....	218	113	105	...	...	...	218	113	105	...	...	...
12. Japan .....	...	...	...	...	...	...	...	...	...	...	...	...
13. Hejaz-Nejd .....	1	1	...	...	...	...	1	1	...	...	...	...
14. Other Arabian Territories .....	173	87	86	...	...	...	173	87	86	...	...	...
15. Far Eastern Territories .....	3	1	2	...	...	...	3	1	2	...	...	...
16. Persia .....	448	211	237	...	...	...	448	211	237	...	...	...
17. Turkey .....	742	392	350	...	...	...	742	392	350	...	...	...
18. Yemen .....	1,494	758	736	...	...	...	1,494	758	736	...	...	...
<b>VII. OTHER AFRICAN TERRITORIES.</b>	<b>19</b>	<b>7</b>	<b>12</b>	...	...	...	<b>19</b>	<b>7</b>	<b>12</b>	...	...	...
19. British African Territories .....	15	5	10	...	...	...	15	5	10	...	...	...
20. Morocco .....	2	1	1	...	...	...	2	1	1	...	...	...
21. Tripoli .....	...	...	...	...	...	...	...	...	...	...	...	...
22. Tunis .....	...	...	...	...	...	...	...	...	...	...	...	...
23. Others .....	2	1	1	...	...	...	2	1	1	...	...	...
<b>VIII. EUROPEAN TERRITORIES</b> ....	<b>28,021</b>	<b>14,022</b>	<b>13,999</b>	...	...	...	<b>28,018</b>	<b>14,019</b>	<b>13,999</b>	<b>3</b>	<b>3</b>	...
24. Austria .....	176	97	79	...	...	...	176	97	79	...	...	...
25. Belgium .....	7	4	3	...	...	...	7	4	3	...	...	...
26. Bulgaria .....	442	218	224	...	...	...	442	218	224	...	...	...
27. Czecho-Slovakia .....	158	93	65	...	...	...	158	93	65	...	...	...
28. Danzig .....	18	10	8	...	...	...	18	10	8	...	...	...
29. Denmark .....	...	...	...	...	...	...	...	...	...	...	...	...
30. Estonia .....	18	9	9	...	...	...	18	9	9	...	...	...
31. Finland .....	4	2	2	...	...	...	4	2	2	...	...	...
32. France .....	564	280	284	...	...	...	564	280	284	...	...	...
33. Germany .....	416	209	207	...	...	...	416	209	207	...	...	...
34. Gibraltar .....	...	...	...	...	...	...	...	...	...	...	...	...
35. Greece .....	784	400	384	...	...	...	783	399	384	1	1	...
36. Holland .....	29	13	16	...	...	...	29	13	16	...	...	...
37. Hungary .....	88	54	34	...	...	...	88	54	34	...	...	...
38. Irish Free State .....	...	...	...	...	...	...	...	...	...	...	...	...
39. Italy .....	115	61	54	...	...	...	114	60	54	1	1	...
40. Latvia .....	347	180	167	...	...	...	347	180	167	...	...	...
41. Lithuania .....	1,472	728	744	...	...	...	1,472	728	744	...	...	...
42. Luxemburg .....	...	...	...	...	...	...	...	...	...	...	...	...
43. Norway .....	...	...	...	...	...	...	...	...	...	...	...	...
44. Poland .....	14,679	7,504	7,175	...	...	...	14,679	7,504	7,175	...	...	...
45. Portugal .....	4	1	3	...	...	...	4	1	3	...	...	...
46. Rumania .....	1,332	673	659	...	...	...	1,332	673	659	...	...	...
47. Spain .....	489	250	239	...	...	...	489	250	239	...	...	...
48. Sweden .....	...	...	...	...	...	...	...	...	...	...	...	...
49. Switzerland .....	14	4	10	...	...	...	14	4	10	...	...	...
50. United Kingdom .....	1,008	454	554	...	...	...	1,007	453	554	1	1	...
51. U.S.S.R. ....	5,843	2,771	3,072	...	...	...	5,843	2,771	3,072	...	...	...
52. Yugo-Slavia .....	14	7	7	...	...	...	14	7	7	...	...	...
<b>IX. AMERICA</b> .....	<b>1,139</b>	<b>585</b>	<b>554</b>	...	...	...	<b>1,139</b>	<b>585</b>	<b>554</b>	...	...	...
53. Canada .....	36	19	17	...	...	...	36	19	17	...	...	...
54. United States of America ...	1,073	550	523	...	...	...	1,073	550	523	...	...	...
55. Central & South America incl. West Indian Islands.	30	16	14	...	...	...	30	16	14	...	...	...
<b>X. AUSTRALIA</b> .....	<b>20</b>	<b>7</b>	<b>13</b>	...	...	...	<b>20</b>	<b>7</b>	<b>13</b>	...	...	...
<b>XI. Not recorded &amp; None</b> .....	<b>2,389</b>	<b>1,292</b>	<b>1,097</b>	...	...	...	<b>2,389</b>	<b>1,292</b>	<b>1,097</b>	...	...	...



TABLE XIII (B).

Nationality within citizenship. Part II.—Details for districts.

## JERUSALEM DISTRICT.

CITIZENSHIP	TOTAL PERSONS											
	TOTAL			ARABS			JEWS			OTHERS		
	Persons	Males	Females	Persons	Males	Females	Persons	Males	Females	Persons	Males	Females
I	2	3	4	5	6	7	8	9	10	11	12	13
<b>GRAND TOTAL</b> .....	<b>257,490</b>	<b>128,536</b>	<b>128,954</b>	<b>191,721</b>	<b>95,631</b>	<b>96,090</b>	<b>55,007</b>	<b>26,927</b>	<b>28,080</b>	<b>10,762</b>	<b>5,978</b>	<b>4,784</b>
<b>I. PALESTINE</b> .....	<b>231,079</b>	<b>115,575</b>	<b>115,504</b>	<b>190,051</b>	<b>94,480</b>	<b>95,571</b>	<b>36,538</b>	<b>18,725</b>	<b>17,813</b>	<b>4,490</b>	<b>2,370</b>	<b>2,120</b>
<b>II. PAPERS</b> .....	<b>2,260</b>	<b>916</b>	<b>1,344</b>	<b>37</b>	<b>20</b>	<b>17</b>	<b>2,171</b>	<b>867</b>	<b>1,304</b>	<b>52</b>	<b>29</b>	<b>23</b>
<b>III. ADJACENT ASIATIC TERRITORIES</b>	<b>1,913</b>	<b>1,233</b>	<b>680</b>	<b>951</b>	<b>655</b>	<b>296</b>	<b>173</b>	<b>86</b>	<b>87</b>	<b>789</b>	<b>492</b>	<b>297</b>
1. Syria .....	879	505	374	232	127	105	173	86	87	474	292	182
2. Trans-Jordan .....	1,034	728	306	719	528	191	...	...	...	315	200	115
<b>IV. MEDITERRANEAN ISLANDS</b> ....	<b>9</b>	<b>3</b>	<b>6</b>	<b>...</b>	<b>...</b>	<b>...</b>	<b>...</b>	<b>...</b>	<b>...</b>	<b>9</b>	<b>3</b>	<b>6</b>
3. Malta .....	1	...	1	...	...	...	...	...	...	1	...	1
4. Cyprus .....	8	3	5	...	...	...	...	...	...	8	3	5
<b>V. AFRICA</b> .....	<b>732</b>	<b>530</b>	<b>202</b>	<b>310</b>	<b>268</b>	<b>42</b>	<b>130</b>	<b>69</b>	<b>61</b>	<b>292</b>	<b>193</b>	<b>99</b>
5. Abyssinia .....	152	104	48	...	...	...	...	...	...	152	104	48
6. Egypt .....	580	426	154	310	268	42	130	69	61	140	89	51
<b>VI. OTHER ASIATIC TERRITORIES..</b>	<b>3,447</b>	<b>1,759</b>	<b>1,688</b>	<b>47</b>	<b>35</b>	<b>12</b>	<b>3,202</b>	<b>1,610</b>	<b>1,592</b>	<b>198</b>	<b>114</b>	<b>84</b>
7. Afghanistan .....	263	129	134	2	2	...	252	119	133	9	8	1
8. British India .....	6	6	...	...	...	...	...	...	...	6	6	...
9. China .....	...	...	...	...	...	...	...	...	...	...	...	...
10. India .....	25	11	14	1	1	...	20	6	14	4	4	...
11. Iraq .....	626	332	294	12	9	3	581	300	281	33	23	10
12. Japan .....	...	...	...	...	...	...	...	...	...	...	...	...
13. Hejaz-Nejd .....	13	12	1	12	11	1	...	...	...	1	1	...
14. Other Arabian Territories .	1	1	...	...	...	...	1	1	...	...	...	...
15. Far Eastern Territories ....	2	2	...	...	...	...	2	2	...	...	...	...
16. Persia .....	1,883	717	666	...	...	...	1,363	706	657	20	11	9
17. Turkey .....	872	422	450	16	8	8	731	353	378	125	61	64
18. Yemen .....	256	127	129	4	4	...	252	123	129	...	...	...
<b>VII. OTHER AFRICAN TERRITORIES.</b>	<b>26</b>	<b>18</b>	<b>8</b>	<b>7</b>	<b>7</b>	<b>...</b>	<b>10</b>	<b>4</b>	<b>6</b>	<b>9</b>	<b>7</b>	<b>2</b>
19. British African Territories .	1	...	1	...	...	...	1	...	1	...	...	...
20. Morocco .....	5	2	3	...	...	...	1	...	1	4	2	2
21. Tripoli .....	4	4	...	1	1	...	...	...	...	3	3	...
22. Tunis .....	4	4	...	2	2	...	...	...	...	2	2	...
23. Others .....	12	8	4	4	4	...	8	4	4	...	...	...
<b>VIII. EUROPEAN TERRITORIES</b> ....	<b>14,318</b>	<b>6,991</b>	<b>7,327</b>	<b>130</b>	<b>65</b>	<b>65</b>	<b>9,775</b>	<b>4,390</b>	<b>5,385</b>	<b>4,413</b>	<b>2,536</b>	<b>1,877</b>
24. Austria .....	406	189	217	2	2	...	371	169	202	33	18	15
25. Belgium .....	15	11	4	...	...	...	4	3	1	11	8	3
26. Bulgaria .....	43	19	24	...	...	...	29	14	15	14	5	9
27. Czecho-Slovakia .....	788	376	412	...	...	...	769	366	403	19	10	9
28. Danzig .....	1	1	...	...	...	...	1	1	...	...	...	...
29. Denmark .....	8	2	6	...	...	...	3	1	2	5	1	4
30. Estonia .....	2	1	1	...	...	...	2	1	1	...	...	...
31. Finland .....	1	1	...	...	...	...	...	...	...	1	1	...
32. France .....	1,673	812	861	82	49	33	1,237	604	633	354	159	195
33. Germany .....	917	406	511	1	...	1	379	190	189	537	216	321
34. Gibraltar .....	...	...	...	...	...	...	...	...	...	...	...	...
35. Greece .....	612	284	328	15	5	10	173	76	97	424	203	221
36. Holland .....	47	30	17	...	...	...	31	17	14	16	13	3
37. Hungary .....	601	283	318	...	...	...	596	279	307	15	4	11
38. Irish Free State .....	3	2	1	...	...	...	...	...	...	3	2	1
39. Italy .....	567	329	238	15	2	13	164	84	80	388	243	145
40. Latvia .....	86	44	42	...	...	...	85	43	42	1	1	...
41. Lithuania .....	320	144	176	...	...	...	317	143	174	3	1	2
42. Luxembourg .....	1	1	...	...	...	...	...	...	...	1	1	...
43. Norway .....	...	...	...	...	...	...	...	...	...	...	...	...
44. Poland .....	3,102	1,270	1,832	...	...	...	3,052	1,252	1,800	50	18	32
45. Portugal .....	9	7	2	...	...	...	8	6	2	1	1	...
46. Rumania .....	466	229	237	...	...	...	439	226	213	27	3	24
47. Spain .....	443	237	206	2	2	...	349	169	180	92	66	26
48. Sweden .....	48	17	29	...	...	...	1	...	1	45	17	28
49. Switzerland .....	40	21	19	...	...	...	5	2	3	35	19	16
50. United Kingdom .....	2,506	1,750	756	9	4	5	620	297	323	1,877	1,449	428
51. U.S.S.R. ....	1,417	432	985	3	...	3	972	369	603	442	63	379
52. Yugo-Slavia .....	198	93	105	1	1	...	173	78	100	19	14	5
<b>IX. AMERICA</b> .....	<b>1,333</b>	<b>528</b>	<b>805</b>	<b>175</b>	<b>92</b>	<b>83</b>	<b>927</b>	<b>325</b>	<b>602</b>	<b>231</b>	<b>111</b>	<b>120</b>
53. Canada .....	7	3	4	...	...	...	5	3	2	2	...	2
54. United States of America ..	1,224	474	750	165	87	78	882	303	579	177	84	93
55. Central & South America incl. West Indian Islands....	102	51	51	10	5	5	40	19	21	52	27	25
<b>X. AUSTRALIA</b> .....	<b>17</b>	<b>8</b>	<b>9</b>	<b>...</b>	<b>...</b>	<b>...</b>	<b>15</b>	<b>7</b>	<b>8</b>	<b>2</b>	<b>1</b>	<b>1</b>
<b>XI. Not recorded &amp; None</b> .....	<b>2,356</b>	<b>975</b>	<b>1,381</b>	<b>13</b>	<b>9</b>	<b>4</b>	<b>2,066</b>	<b>844</b>	<b>1,222</b>	<b>277</b>	<b>122</b>	<b>155</b>

TABLE XIII (B).

Nationality within citizenship. Part II.—Details for districts.

JERUSALEM DISTRICT.—continued.

## MOSLEMS

TOTAL			ARABS			JEWS			OTHERS		
Persons	Males	Females	Persons	Males	Females	Persons	Males	Females	Persons	Males	Females
14	15	16	17	18	19	20	21	22	23	24	25
163,947	83,012	80,935	163,406	82,626	80,780	21	13	8	520	373	147
162,546	81,955	80,591	162,374	81,841	80,533	21	13	8	151	101	50
14	11	3	12	11	1	...	...	...	2	...	2
812	591	221	606	445	161	...	...	...	206	146	60
100	58	42	89	51	38	...	...	...	11	7	4
712	533	179	517	394	123	...	...	...	195	139	56
...	...	...	...	...	...	...	...	...	...	...	...
...	...	...	...	...	...	...	...	...	...	...	...
306	268	38	251	222	29	...	...	...	55	46	9
...	...	...	...	...	...	...	...	...	...	...	...
306	268	38	251	222	29	...	...	...	58	46	9
70	57	13	33	25	8	...	...	...	37	32	5
11	10	1	2	2	...	...	...	...	9	8	1
6	6	...	...	...	...	...	...	...	6	6	...
...	...	...	...	...	...	...	...	...	...	...	...
2	2	...	1	1	...	...	...	...	1	1	...
4	4	...	3	3	...	...	...	...	1	1	...
...	...	...	...	...	...	...	...	...	...	...	...
13	12	1	12	11	1	...	...	...	1	1	...
...	...	...	...	...	...	...	...	...	...	...	...
...	...	...	...	...	...	...	...	...	...	...	...
80	19	11	11	4	7	...	...	...	19	15	4
4	4	...	4	4	...	...	...	...	...	...	...
16	14	2	7	7	...	...	...	...	9	7	2
...	...	...	...	...	...	...	...	...	...	...	...
4	2	2	...	...	...	...	...	...	4	2	2
4	4	...	1	1	...	...	...	...	3	3	...
4	4	...	2	2	...	...	...	...	2	2	...
4	4	...	4	4	...	...	...	...	...	...	...
122	82	40	85	52	33	...	...	...	30	37	7
...	...	...	...	...	...	...	...	...	...	...	...
...	...	...	...	...	...	...	...	...	...	...	...
...	...	...	...	...	...	...	...	...	...	...	...
...	...	...	...	...	...	...	...	...	...	...	...
...	...	...	...	...	...	...	...	...	...	...	...
91	58	33	81	49	32	...	...	...	10	9	1
...	...	...	...	...	...	...	...	...	...	...	...
...	...	...	...	...	...	...	...	...	...	...	...
1	1	...	...	...	...	...	...	...	1	1	...
...	...	...	...	...	...	...	...	...	...	...	...
1	1	...	...	...	...	...	...	...	1	1	...
...	...	...	...	...	...	...	...	...	...	...	...
...	...	...	...	...	...	...	...	...	...	...	...
...	...	...	...	...	...	...	...	...	...	...	...
...	...	...	...	...	...	...	...	...	...	...	...
...	...	...	...	...	...	...	...	...	...	...	...
3	2	1	1	1	...	...	...	...	2	1	1
...	...	...	...	...	...	...	...	...	...	...	...
26	20	6	3	2	1	...	...	...	23	18	5
...	...	...	...	...	...	...	...	...	...	...	...
...	...	...	...	...	...	...	...	...	...	...	...
44	25	19	25	14	11	...	...	...	19	11	8
...	...	...	...	...	...	...	...	...	...	...	...
39	24	15	22	13	9	...	...	...	17	11	6
...	...	...	...	...	...	...	...	...	...	...	...
5	1	4	3	1	2	...	...	...	2	...	2
...	...	...	...	...	...	...	...	...	...	...	...
17	9	8	13	9	4	...	...	...	4	...	4

## TABLE XIII (B).

## Nationality within citizenship. Part II.—Details for districts.

## JERUSALEM DISTRICT.—continued.

CITIZENSHIP	J E W S											
	TOTAL			ARABS			J E W S			OTHERS		
	Persons	Males	Females	Persons	Males	Females	Persons	Males	Females	Persons	Males	Females
(1)	26	27	28	29	30	31	32	33	34	35	36	37
GRAND TOTAL .....	54,959	26,394	28,065	12	9	3	54,932	26,380	28,062	15	5	10
I. PALESTINE .....	36,523	18,716	17,807	12	9	3	36,500	18,704	17,796	11	3	8
II. PAPERS .....	2,167	863	1,304	...	...	...	2,167	863	1,304	...	...	...
III. ADJACENT ASIATIC TERRITORIES	167	80	87	...	...	...	167	80	87	...	...	...
1. Syria .....	167	80	87	...	...	...	167	80	87	...	...	...
2. Trans-Jordan .....	...	...	...	...	...	...	...	...	...	...	...	...
IV. MEDITERRANEAN ISLANDS .....	...	...	...	...	...	...	...	...	...	...	...	...
3. Malta .....	...	...	...	...	...	...	...	...	...	...	...	...
4. Cyprus .....	...	...	...	...	...	...	...	...	...	...	...	...
V. AFRICA .....	130	69	61	...	...	...	130	69	61	...	...	...
5. Abyssinia .....	...	...	...	...	...	...	...	...	...	...	...	...
6. Egypt .....	130	69	61	...	...	...	130	69	61	...	...	...
VI. OTHER ASIATIC TERRITORIES...	3,202	1,610	1,592	...	...	...	3,202	1,610	1,592	...	...	...
7. Afghanistan .....	252	119	133	...	...	...	252	119	133	...	...	...
8. British India .....	...	...	...	...	...	...	...	...	...	...	...	...
9. China .....	...	...	...	...	...	...	...	...	...	...	...	...
10. India .....	80	6	14	...	...	...	80	6	14	...	...	...
11. Iraq .....	581	300	281	...	...	...	581	300	281	...	...	...
12. Japan .....	...	...	...	...	...	...	...	...	...	...	...	...
13. Hejaz-Nejd .....	...	...	...	...	...	...	...	...	...	...	...	...
14. Other Arabian Territories .....	1	1	...	...	...	...	1	1	...	...	...	...
15. Far Eastern Territories .....	2	2	...	...	...	...	2	2	...	...	...	...
16. Persia .....	1,363	706	657	...	...	...	1,363	706	657	...	...	...
17. Turkey .....	731	353	378	...	...	...	731	353	378	...	...	...
18. Yemen .....	252	123	129	...	...	...	252	123	129	...	...	...
VII. OTHER AFRICAN TERRITORIES.	10	4	6	...	...	...	10	4	6	...	...	...
19. British African Territories .....	1	...	1	...	...	...	1	...	1	...	...	...
20. Morocco .....	1	...	1	...	...	...	1	...	1	...	...	...
21. Tripoli .....	...	...	...	...	...	...	...	...	...	...	...	...
22. Tunis .....	...	...	...	...	...	...	...	...	...	...	...	...
23. Others .....	8	4	4	...	...	...	8	4	4	...	...	...
VIII. EUROPEAN TERRITORIES .....	9,755	4,379	5,376	...	...	...	9,751	4,377	5,374	4	2	2
24. Austria .....	371	169	202	...	...	...	371	169	202	...	...	...
25. Belgium .....	4	3	1	...	...	...	4	3	1	...	...	...
26. Bulgaria .....	29	14	15	...	...	...	29	14	15	...	...	...
27. Czecho-Slovakia .....	769	366	403	...	...	...	769	366	403	...	...	...
28. Danzig .....	1	1	...	...	...	...	1	1	...	...	...	...
29. Denmark .....	3	1	2	...	...	...	3	1	2	...	...	...
30. Estonia .....	2	1	1	...	...	...	2	1	1	...	...	...
31. Finland .....	...	...	...	...	...	...	...	...	...	...	...	...
32. France .....	1,237	604	633	...	...	...	1,237	604	633	...	...	...
33. Germany .....	376	188	188	...	...	...	376	188	188	...	...	...
34. Gibraltar .....	...	...	...	...	...	...	...	...	...	...	...	...
35. Greece .....	173	76	97	...	...	...	173	76	97	...	...	...
36. Holland .....	31	17	14	...	...	...	31	17	14	...	...	...
37. Hungary .....	586	279	307	...	...	...	586	279	307	...	...	...
38. Irish Free State .....	...	...	...	...	...	...	...	...	...	...	...	...
39. Italy .....	169	82	80	...	...	...	169	82	80	...	...	...
40. Latvia .....	85	43	42	...	...	...	85	43	42	...	...	...
41. Lithuania .....	317	143	174	...	...	...	317	143	174	...	...	...
42. Luxemburg .....	...	...	...	...	...	...	...	...	...	...	...	...
43. Norway .....	...	...	...	...	...	...	...	...	...	...	...	...
44. Poland .....	3,042	1,246	1,796	...	...	...	3,042	1,246	1,796	...	...	...
45. Portugal .....	8	6	2	...	...	...	8	6	2	...	...	...
46. Rumania .....	438	225	213	...	...	...	438	225	213	...	...	...
47. Spain .....	350	169	181	...	...	...	349	169	180	1	...	1
48. Sweden .....	1	...	1	...	...	...	1	...	1	...	...	...
49. Switzerland .....	4	2	2	...	...	...	4	2	2	...	...	...
50. United Kingdom .....	621	298	323	...	...	...	619	296	323	2	2	...
51. U.S.S.R. .....	967	368	599	...	...	...	966	368	598	1	...	1
52. Yugo-Slavia .....	173	78	100	...	...	...	173	78	100	...	...	...
IX. AMERICA .....	927	325	602	...	...	...	927	325	602	...	...	...
53. Canada .....	5	3	2	...	...	...	5	3	2	...	...	...
54. United States of America .....	882	303	579	...	...	...	882	303	579	...	...	...
55. Central & South America incl. West Indian Islands .....	40	19	21	...	...	...	40	19	21	...	...	...
X. AUSTRALIA .....	15	7	8	...	...	...	15	7	8	...	...	...
XI. Not recorded & None .....	2,063	841	1,222	...	...	...	2,063	841	1,222	...	...	...



TABLE XIII (B).

Nationality within citizenship. Part II.—Details for districts.

NORTHERN DISTRICT.

CITIZENSHIP	TOTAL PERSONS											
	TOTAL			ARABS			JEWS			OTHERS		
	Persons	Males	Females	Persons	Males	Females	Persons	Males	Females	Persons	Males	Females
I	2	3	4	5	6	7	8	9	10	11	12	13
<b>GRAND TOTAL</b> .....	<b>407,246</b>	<b>206,739</b>	<b>200,507</b>	<b>359,312</b>	<b>181,152</b>	<b>178,160</b>	<b>40,831</b>	<b>21,347</b>	<b>19,484</b>	<b>7,103</b>	<b>4,240</b>	<b>2,863</b>
<b>I. PALESTINE</b> .....	<b>382,031</b>	<b>192,505</b>	<b>189,526</b>	<b>355,253</b>	<b>178,614</b>	<b>176,639</b>	<b>24,318</b>	<b>12,637</b>	<b>11,681</b>	<b>2,460</b>	<b>1,260</b>	<b>1,206</b>
<b>II. PAPERS</b> .....	<b>1,951</b>	<b>1,074</b>	<b>877</b>	<b>25</b>	<b>13</b>	<b>12</b>	<b>1,838</b>	<b>1,014</b>	<b>824</b>	<b>88</b>	<b>47</b>	<b>41</b>
<b>III. ADJACENT ASIATIC TERRITORIES</b>	<b>3,658</b>	<b>2,229</b>	<b>1,429</b>	<b>2,988</b>	<b>1,833</b>	<b>1,155</b>	<b>58</b>	<b>32</b>	<b>26</b>	<b>612</b>	<b>364</b>	<b>248</b>
1. Syria .....	2,168	1,213	953	1,672	951	721	57	32	25	437	230	207
2. Trans-Jordan .....	1,492	1,016	476	1,316	882	434	1	...	1	175	134	41
<b>IV. MEDITERRANEAN ISLANDS</b> .....	<b>6</b>	<b>4</b>	<b>2</b>	<b>1</b>	<b>1</b>	<b>...</b>	<b>...</b>	<b>...</b>	<b>...</b>	<b>5</b>	<b>3</b>	<b>2</b>
3. Malta .....	4	3	1	...	...	...	...	...	...	4	3	1
4. Cyprus .....	2	1	1	1	1	...	...	...	...	1	...	1
<b>V. AFRICA</b> .....	<b>741</b>	<b>534</b>	<b>207</b>	<b>493</b>	<b>377</b>	<b>116</b>	<b>32</b>	<b>17</b>	<b>15</b>	<b>216</b>	<b>140</b>	<b>76</b>
5. Abyssinia .....	...	...	...	...	...	...	...	...	...	...	...	...
6. Egypt .....	741	534	207	493	377	116	32	17	15	216	140	76
<b>VI. OTHER ASIATIC TERRITORIES</b> ..	<b>1,162</b>	<b>645</b>	<b>517</b>	<b>117</b>	<b>87</b>	<b>29</b>	<b>720</b>	<b>383</b>	<b>337</b>	<b>326</b>	<b>175</b>	<b>151</b>
7. Afghanistan .....	10	7	3	1	1	...	5	2	3	4	4	...
8. British India .....	...	...	...	...	...	...	...	...	...	...	...	...
9. China .....	...	...	...	...	...	...	...	...	...	...	...	...
10. India .....	15	10	5	2	2	...	...	...	...	13	8	5
11. Iraq .....	100	59	41	11	7	4	63	34	29	26	18	8
12. Japan .....	1	1	...	...	...	...	...	...	...	1	1	...
13. Hejaz-Nejd .....	29	28	1	26	25	1	1	1	...	2	2	...
14. Other Arabian Territories ..	5	5	...	1	1	...	4	4	...	...	...	...
15. Far Eastern Territories .....	...	...	...	...	...	...	...	...	...	...	...	...
16. Persia .....	788	411	377	29	28	1	555	284	271	204	99	105
17. Turkey .....	180	103	77	39	17	22	67	45	22	74	41	33
18. Yemen .....	34	21	13	7	6	1	25	13	12	2	2	...
<b>VII. OTHER AFRICAN TERRITORIES</b> ..	<b>14</b>	<b>12</b>	<b>2</b>	<b>11</b>	<b>11</b>	<b>...</b>	<b>3</b>	<b>1</b>	<b>2</b>	<b>...</b>	<b>...</b>	<b>...</b>
19. British African Territories ..	3	1	2	...	...	...	3	1	2	...	...	...
20. Morocco .....	10	10	...	10	10	...	...	...	...	...	...	...
21. Tripoli .....	...	...	...	...	...	...	...	...	...	...	...	...
22. Tunis .....	...	...	...	...	...	...	...	...	...	...	...	...
23. Others .....	1	1	...	1	1	...	...	...	...	...	...	...
<b>VIII. EUROPEAN TERRITORIES</b> .....	<b>16,179</b>	<b>8,917</b>	<b>7,262</b>	<b>370</b>	<b>189</b>	<b>181</b>	<b>12,623</b>	<b>6,578</b>	<b>6,045</b>	<b>3,186</b>	<b>2,150</b>	<b>1,636</b>
24. Austria .....	150	87	63	...	...	...	139	77	62	11	10	1
25. Belgium .....	10	4	6	...	...	...	2	1	1	8	3	5
26. Bulgaria .....	82	45	37	...	...	...	80	43	37	2	2	...
27. Czecho-Slovakia .....	171	112	59	...	...	...	163	108	55	8	4	4
28. Danzig .....	4	3	1	...	...	...	4	3	1	...	...	...
29. Denmark .....	2	2	...	...	...	...	1	1	...	1	1	...
30. Estonia .....	4	1	3	...	...	...	4	1	3	...	...	...
31. Finland .....	1	...	1	...	...	...	...	...	...	1	...	1
32. France .....	2,710	1,309	1,401	328	165	163	2,178	1,063	1,115	204	81	123
33. Germany .....	959	428	531	...	...	...	217	117	100	742	311	431
34. Gibraltar .....	...	...	...	...	...	...	...	...	...	...	...	...
35. Greece .....	207	125	82	3	2	1	76	47	29	128	76	52
36. Holland .....	6	4	2	...	...	...	5	3	2	1	1	...
37. Hungary .....	124	70	54	...	...	...	116	69	47	8	1	7
38. Irish Free State .....	...	...	...	...	...	...	...	...	...	...	...	...
39. Italy .....	227	125	102	23	13	10	40	18	22	164	94	70
40. Latvia .....	123	61	62	...	...	...	121	61	60	2	...	2
41. Lithuania .....	339	181	158	...	...	...	339	181	158	...	...	...
42. Luxembourg .....	...	...	...	...	...	...	...	...	...	...	...	...
43. Norway .....	...	...	...	...	...	...	...	...	...	...	...	...
44. Poland .....	5,432	2,912	2,520	...	...	...	5,401	2,897	2,504	31	15	16
45. Portugal .....	15	13	2	...	...	...	15	13	2	...	...	...
46. Rumania .....	859	429	430	...	...	...	855	427	428	4	2	2
47. Spain .....	499	272	227	...	...	...	467	242	225	32	30	2
48. Sweden .....	1	1	...	...	...	...	...	...	...	1	1	...
49. Switzerland .....	10	4	6	...	...	...	5	3	2	5	1	4
50. United Kingdom .....	2,207	1,692	515	15	9	6	423	195	228	1,769	1,488	281
51. U.S.S.R. .....	2,022	1,025	997	1	...	1	1,959	998	961	63	27	35
52. Yugo-Slavia .....	15	12	3	...	...	...	13	10	3	2	2	...
<b>IX. AMERICA</b> .....	<b>414</b>	<b>220</b>	<b>194</b>	<b>26</b>	<b>13</b>	<b>13</b>	<b>294</b>	<b>156</b>	<b>138</b>	<b>94</b>	<b>51</b>	<b>43</b>
53. Canada .....	12	9	3	...	...	...	10	8	2	2	1	1
54. United States of America ..	343	174	169	20	12	8	265	136	129	58	26	32
55. Central & South America incl. West Indian Islands ..	59	37	22	6	1	5	19	12	7	34	24	10
<b>X. AUSTRALIA</b> .....	<b>17</b>	<b>7</b>	<b>10</b>	<b>...</b>	<b>...</b>	<b>...</b>	<b>13</b>	<b>5</b>	<b>8</b>	<b>4</b>	<b>2</b>	<b>2</b>
<b>XI. Not recorded &amp; None</b> .....	<b>1,073</b>	<b>592</b>	<b>481</b>	<b>29</b>	<b>14</b>	<b>15</b>	<b>932</b>	<b>524</b>	<b>408</b>	<b>112</b>	<b>54</b>	<b>58</b>

TABLE XIII (B).

Nationality within citizenship. Part II.—Details for districts.

NORTHERN DISTRICT.—continued.

MOSLEMS

TOTAL			ARABS			JEWS			OTHERS		
Persons	Males	Females	Persons	Males	Females	Persons	Males	Females	Persons	Males	Females
14	15	16	17	18	19	20	21	22	23	24	25
318,890	161,229	157,661	317,246	160,308	156,938	...	...	...	1,644	921	723
314,973	158,643	156,330	314,057	158,209	155,848	...	...	...	916	434	482
41	24	17	21	11	10	...	...	...	20	13	7
2,654	1,733	921	2,293	1,480	813	...	...	...	361	253	108
1,306	808	498	1,037	666	421	...	...	...	219	142	77
1,348	925	423	1,206	814	392	...	...	...	142	111	31
...	...	...	...	...	...	...	...	...	...	...	...
562	445	117	420	342	78	...	...	...	142	103	39
562	445	117	420	342	78	...	...	...	142	103	39
139	105	34	67	61	6	...	...	...	72	44	28
5	5	...	1	1	...	...	...	...	4	4	...
...	...	...	...	...	...	...	...	...	...	...	...
10	7	3	2	2	...	...	...	...	8	5	3
20	16	4	4	4	...	...	...	...	16	12	4
...	...	...	...	...	...	...	...	...	...	...	...
28	27	1	26	25	1	...	...	...	2	2	...
1	1	...	1	1	...	...	...	...	...	...	...
...	...	...	...	...	...	...	...	...	...	...	...
22	6	18	5	5	...	...	...	...	17	1	16
44	35	9	21	17	4	...	...	...	23	18	5
9	8	1	7	6	1	...	...	...	2	2	...
...	...	...	...	...	...	...	...	...	...	...	...
11	11	...	11	11	...	...	...	...	...	...	...
...	...	...	...	...	...	...	...	...	...	...	...
10	10	...	10	10	...	...	...	...	...	...	...
...	...	...	...	...	...	...	...	...	...	...	...
1	1	...	1	1	...	...	...	...	...	...	...
404	214	190	345	179	166	...	...	...	59	35	24
...	...	...	...	...	...	...	...	...	...	...	...
...	...	...	...	...	...	...	...	...	...	...	...
...	...	...	...	...	...	...	...	...	...	...	...
...	...	...	...	...	...	...	...	...	...	...	...
...	...	...	...	...	...	...	...	...	...	...	...
...	...	...	...	...	...	...	...	...	...	...	...
366	186	180	324	164	160	...	...	...	42	22	20
...	...	...	...	...	...	...	...	...	...	...	...
1	...	1	...	...	...	...	...	...	1	...	1
...	...	...	...	...	...	...	...	...	...	...	...
17	11	6	14	10	4	...	...	...	3	1	2
...	...	...	...	...	...	...	...	...	...	...	...
...	...	...	...	...	...	...	...	...	...	...	...
...	...	...	...	...	...	...	...	...	...	...	...
...	...	...	...	...	...	...	...	...	...	...	...
...	...	...	...	...	...	...	...	...	...	...	...
14	12	2	6	5	1	...	...	...	8	7	1
6	5	1	1	...	1	...	...	...	5	5	...
...	...	...	...	...	...	...	...	...	...	...	...
...	...	...	...	...	...	...	...	...	...	...	...
10	3	7	4	1	3	...	...	...	6	2	4
...	...	...	...	...	...	...	...	...	...	...	...
5	2	3	...	...	...	...	...	...	3	...	3
...	...	...	...	...	...	...	...	...	...	...	...
5	1	4	4	1	3	...	...	...	3	2	1
...	...	...	...	...	...	...	...	...	...	...	...
...	...	...	...	...	...	...	...	...	...	...	...
96	51	45	28	14	14	...	...	...	68	37	31

TABLE XIII (B).

Nationality within citizenship. Part II.—Details for districts.

NORTHERN DISTRICT.—continued.

CITIZENSHIP	J E W S											
	TOTAL			ARABS			Jews			OTHERS		
	Persons	Males	Females	Persons	Males	Females	Persons	Males	Females	Persons	Males	Females
(1)	26	27	28	29	30	31	32	33	34	35	36	37
GRAND TOTAL .....	40,928	21,379	19,549	33	10	23	40,770	21,303	19,467	125	66	59
I. PALESTINE .....	24,339	12,649	11,690	11	9	2	24,300	12,626	11,674	20	14	14
II. PAPERS .....	1,856	1,022	834	...	...	...	1,837	1,013	824	19	9	10
III. ADJACENT ASIATIC TERRITORIES	57	33	24	...	...	...	56	32	24	1	1	...
1. Syria .....	56	33	23	...	...	...	55	32	23	1	1	...
2. Trans-Jordan .....	1	...	1	...	...	...	1	...	1	...	...	...
IV. MEDITERRANEAN ISLANDS .....	...	...	...	...	...	...	...	...	...	...	...	...
3. Malta .....	...	...	...	...	...	...	...	...	...	...	...	...
4. Cyprus .....	...	...	...	...	...	...	...	...	...	...	...	...
V. AFRICA .....	38	19	19	...	...	...	32	17	15	6	2	4
5. Abyssinia .....	...	...	...	...	...	...	...	...	...	...	...	...
6. Egypt .....	38	19	19	...	...	...	32	17	15	6	2	4
VI. OTHER ASIATIC TERRITORIES..	752	390	362	22	1	21	720	383	337	10	6	4
7. Afghanistan .....	5	2	3	...	...	...	5	2	3	...	...	...
8. British India .....	...	...	...	...	...	...	...	...	...	...	...	...
9. China .....	...	...	...	...	...	...	...	...	...	...	...	...
10. India .....	...	...	...	...	...	...	...	...	...	...	...	...
11. Iraq .....	74	41	33	5	1	4	63	34	29	6	6	...
12. Japan .....	...	...	...	...	...	...	...	...	...	...	...	...
13. Hejaz-Nejd .....	1	1	...	...	...	...	1	1	...	...	...	...
14. Other Arabian Territories .....	4	4	...	...	...	...	4	4	...	...	...	...
15. Far Eastern Territories .....	...	...	...	...	...	...	...	...	...	...	...	...
16. Persia .....	559	284	275	...	...	...	555	284	271	4	...	4
17. Turkey .....	84	45	39	17	...	17	67	45	22	...	...	...
18. Yemen .....	25	13	12	...	...	...	25	13	12	...	...	...
VII. OTHER AFRICAN TERRITORIES.	3	1	2	...	...	...	3	1	2	...	...	...
19. British African Territories .....	3	1	2	...	...	...	3	1	2	...	...	...
20. Morocco .....	...	...	...	...	...	...	...	...	...	...	...	...
21. Tripoli .....	...	...	...	...	...	...	...	...	...	...	...	...
22. Tunis .....	...	...	...	...	...	...	...	...	...	...	...	...
23. Others .....	...	...	...	...	...	...	...	...	...	...	...	...
VIII. EUROPEAN TERRITORIES .....	12,643	6,579	6,064	...	...	...	12,584	6,547	6,037	59	32	27
24. Austria .....	143	79	63	...	...	...	139	77	62	3	2	1
25. Belgium .....	2	1	1	...	...	...	2	1	1	...	...	...
26. Bulgaria .....	81	44	37	...	...	...	80	43	37	1	1	...
27. Czecho-Slovakia .....	163	108	55	...	...	...	163	108	55	...	...	...
28. Danzig .....	4	3	1	...	...	...	4	3	1	...	...	...
29. Denmark .....	1	1	...	...	...	...	1	1	...	...	...	...
30. Estonia .....	4	1	3	...	...	...	4	1	3	...	...	...
31. Finland .....	...	...	...	...	...	...	...	...	...	...	...	...
32. France .....	2,185	1,068	1,117	...	...	...	2,178	1,063	1,115	7	5	2
33. Germany .....	218	118	100	...	...	...	217	117	100	1	1	...
34. Gibraltar .....	...	...	...	...	...	...	...	...	...	...	...	...
35. Greece .....	76	47	29	...	...	...	76	47	29	...	...	...
36. Holland .....	5	3	2	...	...	...	5	3	2	...	...	...
37. Hungary .....	123	70	52	...	...	...	116	69	47	6	1	5
38. Irish Free State .....	...	...	...	...	...	...	...	...	...	...	...	...
39. Italy .....	41	19	22	...	...	...	40	18	22	1	1	...
40. Latvia .....	121	61	60	...	...	...	121	61	60	...	...	...
41. Lithuania .....	339	181	158	...	...	...	339	181	158	...	...	...
42. Luxemburg .....	...	...	...	...	...	...	...	...	...	...	...	...
43. Norway .....	...	...	...	...	...	...	...	...	...	...	...	...
44. Poland .....	5,386	2,879	2,507	...	...	...	5,365	2,869	2,496	21	10	11
45. Portugal .....	15	13	2	...	...	...	15	13	2	...	...	...
46. Rumania .....	859	429	430	...	...	...	855	427	428	4	2	2
47. Spain .....	467	242	225	...	...	...	467	242	225	...	...	...
48. Sweden .....	...	...	...	...	...	...	...	...	...	...	...	...
49. Switzerland .....	5	3	2	...	...	...	5	3	2	...	...	...
50. United Kingdom .....	433	200	233	...	...	...	423	195	228	10	5	5
51. U.S.S.R. .....	1,961	999	962	...	...	...	1,956	995	961	5	4	1
52. Yugo-Slavia .....	13	10	3	...	...	...	13	10	3	...	...	...
IX. AMERICA .....	296	158	138	...	...	...	294	156	138	2	2	...
53. Canada .....	10	8	2	...	...	...	10	8	2	...	...	...
54. United States of America .....	267	138	129	...	...	...	265	136	129	2	2	...
55. Central & South America incl. West Indian Islands .....	19	12	7	...	...	...	19	12	7	...	...	...
X. AUSTRALIA .....	13	5	8	...	...	...	13	5	8	...	...	...
XI. Not recorded & None .....	931	523	408	...	...	...	931	523	408	...	...	...

TABLE XIII (B).

Nationality within citizenship. Part II.—Details for districts.

NORTHERN DISTRICT.—concluded.

CHRISTIANS												OTHERS												
TOTAL			ARABS			JEWS			OTHERS			TOTAL			ARABS			JEWS			OTHERS			
Persons	Males	Females	Persons	Males	Females	Persons	Males	Females	Persons	Males	Females	Persons	Males	Females	Persons	Males	Females	Persons	Males	Females	Persons	Males	Females	
38	39	40	41	42	43	44	45	46	47	48	49	50	51	52	53	54	55	56	57	58	59	60	61	
37,755	19,270	18,485	32,956	16,327	16,629	6	3	3	4,793	2,940	1,853	9,673	4,861	4,812	9,077	4,507	4,570	55	41	14	541	313	228	
33,545	16,636	16,909	32,335	16,022	16,313	4	3	1	1,206	611	595	9,174	4,577	4,597	8,850	4,374	4,476	14	8	6	310	195	115	
51	26	25	4	2	2	...	...	...	47	24	23	3	2	1	...	...	...	1	1	...	2	1	1	
721	342	379	493	244	249	2	...	2	226	98	128	226	121	105	202	109	93	...	...	...	24	12	12	
584	254	330	335	178	207	2	...	2	197	76	121	220	118	102	200	107	93	...	...	...	20	11	9	
187	88	49	108	66	42	...	...	...	29	22	7	6	3	3	2	...	...	...	...	...	4	1	3	
6	4	2	1	1	...	...	...	...	5	3	2	...	...	...	...	...	...	...	...	...	...	...	...	
4	3	1	...	...	...	...	...	...	4	3	1	...	...	...	...	...	...	...	...	...	...	...	...	
2	1	1	1	1	...	...	...	...	1	...	1	...	...	...	...	...	...	...	...	...	...	...	...	
141	70	71	73	35	38	...	...	...	68	35	33	...	...	...	...	...	...	...	...	...	...	...	...	
141	70	71	78	35	38	...	...	...	68	35	33	...	...	...	...	...	...	...	...	...	...	...	...	
63	29	34	3	2	1	...	...	...	60	27	33	208	121	87	24	23	1	...	...	...	184	98	86	
...	...	...	...	...	...	...	...	...	...	...	...	...	...	...	...	...	...	...	...	...	...	...	...	
...	...	...	...	...	...	...	...	...	...	...	...	...	...	...	...	...	...	...	...	...	...	...	...	
6	2	4	2	2	...	...	...	...	4	...	4	...	5	3	2	...	...	...	...	...	...	5	3	2
...	...	...	...	...	...	...	...	...	...	...	...	...	1	1	...	...	...	...	...	...	...	1	1	...
...	...	...	...	...	...	...	...	...	...	...	...	...	...	...	...	...	...	...	...	...	...	...	...	...
5	4	1	...	...	...	...	...	...	5	4	1	202	117	85	24	23	1	...	...	...	178	94	84	
52	23	29	1	...	1	...	...	...	51	23	28	...	...	...	...	...	...	...	...	...	...	...	...	
...	...	...	...	...	...	...	...	...	...	...	...	...	...	...	...	...	...	...	...	...	...	...	...	
...	...	...	...	...	...	...	...	...	...	...	...	...	...	...	...	...	...	...	...	...	...	...	...	
...	...	...	...	...	...	...	...	...	...	...	...	...	...	...	...	...	...	...	...	...	...	...	...	
...	...	...	...	...	...	...	...	...	...	...	...	...	...	...	...	...	...	...	...	...	...	...	...	
3,087	2,092	995	25	10	15	...	...	...	3,062	2,082	980	45	32	13	...	...	...	39	31	8	6	1	5	
8	8	...	...	...	...	...	...	...	8	8	...	...	...	...	...	...	...	...	...	...	...	...	...	
8	3	5	...	...	...	...	...	...	8	3	5	...	...	...	...	...	...	...	...	...	...	...	...	
1	1	...	...	...	...	...	...	...	1	1	...	...	...	...	...	...	...	...	...	...	...	...	...	
8	4	4	...	...	...	...	...	...	8	4	4	...	...	...	...	...	...	...	...	...	...	...	...	
...	...	...	...	...	...	...	...	...	...	...	...	...	...	...	...	...	...	...	...	...	...	...	...	
1	1	...	...	...	...	...	...	...	1	1	...	...	...	...	...	...	...	...	...	...	...	...	...	
...	...	...	...	...	...	...	...	...	...	...	...	...	...	...	...	...	...	...	...	...	...	...	...	
1	...	1	...	...	...	...	...	...	1	...	1	...	...	...	...	...	...	...	...	...	...	...	...	
159	55	104	4	1	3	...	...	...	155	54	101	...	...	...	...	...	...	...	...	...	...	...	...	
741	310	431	...	...	...	...	...	...	741	310	431	...	...	...	...	...	...	...	...	...	...	...	...	
...	...	...	...	...	...	...	...	...	...	...	...	...	...	...	...	...	...	...	...	...	...	...	...	
130	78	52	8	2	1	...	...	...	127	76	51	...	...	...	...	...	...	...	...	...	...	...	...	
1	1	...	...	...	...	...	...	...	1	1	...	...	...	...	...	...	...	...	...	...	...	...	...	
2	...	2	...	...	...	...	...	...	2	...	2	...	...	...	...	...	...	...	...	...	...	...	...	
...	...	...	...	...	...	...	...	...	...	...	...	...	...	...	...	...	...	...	...	...	...	...	...	
169	95	74	9	3	6	...	...	...	160	92	68	...	...	...	...	...	...	...	...	...	...	...	...	
2	...	2	...	...	...	...	...	...	2	...	2	...	...	...	...	...	...	...	...	...	...	...	...	
...	...	...	...	...	...	...	...	...	...	...	...	...	...	...	...	...	...	...	...	...	...	...	...	
...	...	...	...	...	...	...	...	...	...	...	...	...	...	...	...	...	...	...	...	...	...	...	...	
8	5	3	...	...	...	...	...	...	8	5	3	38	28	10	...	...	...	36	28	8	2	...	2	
...	...	...	...	...	...	...	...	...	...	...	...	...	...	...	...	...	...	...	...	...	...	...	...	
...	...	...	...	...	...	...	...	...	...	...	...	...	...	...	...	...	...	...	...	...	...	...	...	
32	30	2	...	...	...	...	...	...	32	30	2	...	...	...	...	...	...	...	...	...	...	...	...	
1	1	...	...	...	...	...	...	...	1	1	...	...	...	...	...	...	...	...	...	...	...	...	...	
5	1	4	...	...	...	...	...	...	5	1	4	...	...	...	...	...	...	...	...	...	...	...	...	
1,756	1,479	277	9	4	5	...	...	...	1,747	1,475	272	4	1	3	...	...	...	...	...	...	4	1	3	
52	18	34	...	...	...	...	...	...	52	18	34	3	3	...	...	...	...	3	3	...	...	...	...	
2	2	...	...	...	...	...	...	...	2	2	...	...	...	...	...	...	...	...	...	...	...	...	...	
105	58	47	21	11	10	...	...	...	84	47	37	3	1	2	1	1	...	...	...	2	...	2	2	
2	1	1	...	...	...	...	...	...	2	1	1	...	...	...	...	...	...	...	...	...	...	...	...	
63	33	35	19	11	8	...	...	...	51	24	27	3	1	2	1	1	...	...	...	2	...	2	2	
35	24	11	2	...	2	...	...	...	31	22	9	...	...	...	...	...	...	...	...	...	...	...	...	
4	2	2	...	...	...	...	...	...	4	2	2	...	...	...	...	...	...	...	...	...	...	...	...	
32	11	21	1	...	1	...	...	...	31	11	20	14	7	7	...	...	...	1	1	...	13	6	7	

TABLE XIII (B).

Nationality within citizenship. Part III.—Details for principal towns.

## JAFFA TOWN.

CITIZENSHIP	TOTAL PERSONS											
	TOTAL			ARABS			JEWS			OTHERS		
	Persons	Males	Females	Persons	Males	Females	Persons	Males	Females	Persons	Males	Females
I	2	3	4	5	6	7	8	9	10	11	12	13
<b>GRAND TOTAL</b> .....	<b>51,866</b>	<b>27,728</b>	<b>24,138</b>	<b>42,997</b>	<b>23,084</b>	<b>19,913</b>	<b>7,168</b>	<b>3,828</b>	<b>3,440</b>	<b>1,701</b>	<b>1,016</b>	<b>686</b>
<b>I. PALESTINE</b> .....	<b>47,976</b>	<b>25,543</b>	<b>22,433</b>	<b>42,603</b>	<b>22,816</b>	<b>19,787</b>	<b>4,573</b>	<b>2,271</b>	<b>2,202</b>	<b>809</b>	<b>456</b>	<b>266</b>
<b>II. PAPERS</b> .....	<b>213</b>	<b>111</b>	<b>102</b>	...	...	...	<b>204</b>	<b>105</b>	<b>99</b>	<b>9</b>	<b>6</b>	<b>3</b>
<b>III. ADJACENT ASIATIC TERRITORIES</b>	<b>329</b>	<b>221</b>	<b>108</b>	<b>201</b>	<b>130</b>	<b>71</b>	<b>11</b>	<b>6</b>	<b>5</b>	<b>117</b>	<b>85</b>	<b>32</b>
1. Syria .....	226	136	90	133	76	57	11	6	5	82	54	28
2. Trans-Jordan .....	103	85	18	68	54	14	...	...	...	35	31	4
<b>IV. MEDITERRANEAN ISLANDS</b> ....	<b>16</b>	<b>7</b>	<b>9</b>	...	...	...	...	...	...	<b>16</b>	<b>7</b>	<b>9</b>
3. Malta .....	3	...	3	...	...	...	...	...	...	3	...	3
4. Cyprus .....	13	7	6	...	...	...	...	...	...	13	7	6
<b>V. AFRICA</b> .....	<b>251</b>	<b>158</b>	<b>93</b>	<b>120</b>	<b>80</b>	<b>40</b>	<b>48</b>	<b>20</b>	<b>28</b>	<b>83</b>	<b>58</b>	<b>25</b>
5. Abyssinia .....	1	1	...	...	...	...	...	...	...	1	1	...
6. Egypt .....	250	157	93	120	80	40	48	20	28	82	57	25
<b>VI. OTHER ASIATIC TERRITORIES</b> ..	<b>486</b>	<b>261</b>	<b>225</b>	<b>22</b>	<b>12</b>	<b>4</b>	<b>407</b>	<b>210</b>	<b>197</b>	<b>57</b>	<b>33</b>	<b>24</b>
7. Afghanistan .....	10	8	2	2	2	...	3	1	2	5	5	...
8. British India .....	...	...	...	...	...	...	...	...	...	...	...	...
9. China .....	...	...	...	...	...	...	...	...	...	...	...	...
10. India .....	1	1	...	...	...	...	...	...	...	1	1	...
11. Iraq .....	30	15	15	2	2	...	27	12	15	1	1	...
12. Japan .....	...	...	...	...	...	...	...	...	...	...	...	...
13. Hejaz-Nejd .....	9	9	...	8	8	...	...	...	...	1	1	...
14. Other Arabian Territories ..	7	4	3	...	...	...	7	4	3	...	...	...
15. Far Eastern Territories .....	1	...	1	...	...	...	1	...	1	...	...	...
16. Persia .....	172	88	84	8	4	4	144	73	71	20	11	9
17. Turkey .....	129	70	59	1	1	...	101	57	44	27	12	15
18. Yemen .....	127	66	61	1	1	...	124	63	61	2	2	...
<b>VII. OTHER AFRICAN TERRITORIES</b> .	<b>20</b>	<b>12</b>	<b>8</b>	<b>9</b>	<b>8</b>	<b>1</b>	<b>2</b>	<b>1</b>	<b>1</b>	<b>9</b>	<b>3</b>	<b>6</b>
19. British African Territories ..	...	...	...	...	...	...	...	...	...	...	...	...
20. Morocco .....	3	2	1	...	...	...	2	1	1	1	1	...
21. Tripoli .....	1	1	...	1	1	...	...	...	...	...	...	...
22. Tunis .....	16	9	7	8	7	1	...	...	...	8	2	6
23. Others .....	...	...	...	...	...	...	...	...	...	...	...	...
<b>VIII. EUROPEAN TERRITORIES</b> ....	<b>2,441</b>	<b>1,335</b>	<b>1,106</b>	<b>21</b>	<b>12</b>	<b>9</b>	<b>1,836</b>	<b>973</b>	<b>863</b>	<b>584</b>	<b>250</b>	<b>234</b>
24. Austria .....	7	3	4	...	...	...	7	3	4	...	...	...
25. Belgium .....	1	1	...	...	...	...	1	1	...	...	...	...
26. Bulgaria .....	67	33	34	...	...	...	66	33	33	1	...	1
27. Czecho-Slovakia .....	2	2	...	...	...	...	...	...	...	2	2	...
28. Danzig .....	...	...	...	...	...	...	...	...	...	...	...	...
29. Denmark .....	19	18	1	...	...	...	...	...	...	19	18	1
30. Estonia .....	8	6	2	...	...	...	8	6	2	...	...	...
31. Finland .....	...	...	...	...	...	...	...	...	...	...	...	...
32. France .....	126	66	60	7	3	4	77	43	34	42	20	22
33. Germany .....	125	46	79	...	...	...	9	4	5	116	42	74
34. Gibraltar .....	...	...	...	...	...	...	...	...	...	...	...	...
35. Greece .....	239	128	111	1	...	1	186	96	90	52	32	20
36. Holland .....	1	1	...	...	...	...	...	...	...	1	1	...
37. Hungary .....	1	1	...	...	...	...	1	1	...	...	...	...
38. Irish Free State .....	...	...	...	...	...	...	...	...	...	...	...	...
39. Italy .....	71	45	26	13	9	4	10	4	6	48	32	16
40. Latvia .....	29	15	14	...	...	...	29	15	14	...	...	...
41. Lithuania .....	63	34	29	...	...	...	63	34	29	...	...	...
42. Luxemburg .....	...	...	...	...	...	...	...	...	...	...	...	...
43. Norway .....	22	22	...	...	...	...	...	...	...	22	22	...
44. Poland .....	840	458	382	...	...	...	840	458	382	...	...	...
45. Portugal .....	1	1	...	...	...	...	1	1	...	...	...	...
46. Rumania .....	34	16	18	...	...	...	34	16	18	...	...	...
47. Spain .....	33	22	11	...	...	...	27	16	11	6	6	...
48. Sweden .....	...	...	...	...	...	...	...	...	...	...	...	...
49. Switzerland .....	5	2	3	...	...	...	...	...	...	5	2	3
50. United Kingdom .....	387	216	151	...	...	...	119	56	63	248	160	88
51. U.S.S.R. .....	380	199	181	...	...	...	358	186	172	22	13	9
52. Yugo-Slavia .....	...	...	...	...	...	...	...	...	...	...	...	...
<b>IX. AMERICA</b> .....	<b>21</b>	<b>10</b>	<b>11</b>	<b>3</b>	<b>2</b>	<b>1</b>	<b>7</b>	<b>3</b>	<b>4</b>	<b>11</b>	<b>5</b>	<b>6</b>
53. Canada .....	...	...	...	...	...	...	...	...	...	...	...	...
54. United States of America ..	21	10	11	3	2	1	7	3	4	11	5	6
55. Central & South America incl. West Indian Islands ..	...	...	...	...	...	...	...	...	...	...	...	...
<b>X. AUSTRALIA</b> .....	...	...	...	...	...	...	...	...	...	...	...	...
<b>XI. Not recorded &amp; None</b> .....	<b>113</b>	<b>70</b>	<b>43</b>	<b>18</b>	<b>18</b>	...	<b>80</b>	<b>39</b>	<b>41</b>	<b>15</b>	<b>13</b>	<b>2</b>

TABLE XIII (B).

Nationality within citizenship. Part III.—Details for principal towns.

JAFFA TOWN.—continued.

MOSLEMS

TOTAL			ARABS			JEWS			OTHERS		
Persons	Males	Females	Persons	Males	Females	Persons	Males	Females	Persons	Males	Females
14	15	16	17	18	19	20	21	22	23	24	25
35,506	19,443	16,063	35,150	19,180	15,970	...	...	...	356	263	93
34,923	19,019	15,904	34,824	18,947	15,877	...	...	...	99	72	27
4	3	1	...	...	...	...	...	...	4	3	1
226	167	59	154	103	51	...	...	...	72	64	8
147	97	50	108	63	45	...	...	...	89	34	5
79	70	9	46	40	6	...	...	...	83	30	8
...	...	...	...	...	...	...	...	...	...	...	...
176	125	51	106	75	31	...	...	...	70	50	20
178	125	51	106	75	31	...	...	...	70	50	20
56	41	15	22	18	4	...	...	...	34	23	11
7	7	...	2	2	...	...	...	...	5	5	...
1	1	...	...	...	...	...	...	...	1	1	...
3	3	...	2	2	...	...	...	...	1	1	...
9	9	...	8	8	...	...	...	...	1	1	...
16	9	7	8	4	4	...	...	...	8	5	3
17	9	8	1	1	...	...	...	...	16	8	8
3	3	...	1	1	...	...	...	...	2	2	...
18	11	7	9	8	1	...	...	...	9	3	6
1	1	...	...	...	...	...	...	...	1	1	...
1	1	...	1	1	...	...	...	...	8	2	6
16	9	7	8	7	1	...	...	...	8	2	6
73	52	21	17	11	6	...	...	...	56	41	15
...	...	...	...	...	...	...	...	...	...	...	...
23	13	10	7	3	4	...	...	...	16	10	6
41	32	9	10	8	2	...	...	...	31	24	7
9	7	2	...	...	...	...	...	...	9	7	2
8	4	4	...	...	...	...	...	...	8	4	4
8	4	4	...	...	...	...	...	...	8	4	4
22	21	1	18	18	...	...	...	...	4	3	1

TABLE XIII (B).

Nationality within citizenship. Part III.—Details for principal towns.

JAFFA TOWN.—continued.

CITIZENSHIP	J E W S											
	TOTAL			ARABS			J E W S			OTHERS		
	Persons	Males	Females	Persons	Males	Females	Persons	Males	Females	Persons	Males	Females
(1)	26	27	28	29	30	31	32	33	34	35	36	37
GRAND TOTAL .....	7,209	3,630	3,579	39	...	39	7,167	3,628	3,539	3	2	1
I. PALESTINE .....	4,608	2,271	2,337	35	...	35	4,572	2,271	2,301	1	...	1
II. PAPERS .....	204	105	99	...	...	...	204	105	99	...	...	...
III. ADJACENT ASIATIC TERRITORIES	11	6	5	...	...	...	11	6	5	1	...	1
1. Syria .....	11	6	5	...	...	...	11	6	5	...	...	...
2. Trans-Jordan .....	...	...	...	...	...	...	...	...	...	...	...	...
IV. MEDITERRANEAN ISLANDS .....	...	...	...	...	...	...	...	...	...	...	...	...
3. Malta .....	...	...	...	...	...	...	...	...	...	...	...	...
4. Cyprus .....	...	...	...	...	...	...	...	...	...	...	...	...
V. AFRICA .....	52	20	32	4	...	4	48	20	28	...	...	...
5. Abyssinia .....	...	...	...	...	...	...	...	...	...	...	...	...
6. Egypt .....	52	20	32	4	...	4	48	20	28	...	...	...
VI. OTHER ASIATIC TERRITORIES ..	407	210	197	...	...	...	407	210	197	...	...	...
7. Afghanistan .....	3	1	2	...	...	...	3	1	2	...	...	...
8. British India .....	...	...	...	...	...	...	...	...	...	...	...	...
9. China .....	...	...	...	...	...	...	...	...	...	...	...	...
10. India .....	...	...	...	...	...	...	...	...	...	...	...	...
11. Iraq .....	27	12	15	...	...	...	27	12	15	...	...	...
12. Japan .....	...	...	...	...	...	...	...	...	...	...	...	...
13. Hejaz-Nejd .....	...	...	...	...	...	...	...	...	...	...	...	...
14. Other Arabian Territories ..	7	4	3	...	...	...	7	4	3	...	...	...
15. Far Eastern Territories .....	1	...	1	...	...	...	1	...	1	...	...	...
16. Persia .....	144	73	71	...	...	...	144	73	71	...	...	...
17. Turkey .....	101	57	44	...	...	...	101	57	44	...	...	...
18. Yemen .....	124	63	61	...	...	...	124	63	61	...	...	...
VII. OTHER AFRICAN TERRITORIES.	2	1	1	...	...	...	2	1	1	...	...	...
19. British African Territories ..	...	...	...	...	...	...	...	...	...	...	...	...
20. Morocco .....	2	1	1	...	...	...	2	1	1	...	...	...
21. Tripoli .....	...	...	...	...	...	...	...	...	...	...	...	...
22. Tunis .....	...	...	...	...	...	...	...	...	...	...	...	...
23. Others .....	...	...	...	...	...	...	...	...	...	...	...	...
VIII. EUROPEAN TERRITORIES .....	1,838	975	863	...	...	...	1,836	973	863	2	2	...
24. Austria .....	7	3	4	...	...	...	7	3	4	...	...	...
25. Belgium .....	1	1	...	...	...	...	1	1	...	...	...	...
26. Bulgaria .....	66	33	33	...	...	...	66	33	33	...	...	...
27. Czecho-Slovakia .....	...	...	...	...	...	...	...	...	...	...	...	...
28. Danzig .....	...	...	...	...	...	...	...	...	...	...	...	...
29. Denmark .....	...	...	...	...	...	...	...	...	...	...	...	...
30. Estonia .....	8	6	2	...	...	...	8	6	2	...	...	...
31. Finland .....	...	...	...	...	...	...	...	...	...	...	...	...
32. France .....	77	43	34	...	...	...	77	43	34	...	...	...
33. Germany .....	9	4	5	...	...	...	9	4	5	...	...	...
34. Gibraltar .....	...	...	...	...	...	...	...	...	...	...	...	...
35. Greece .....	187	97	90	...	...	...	186	96	90	1	1	...
36. Holland .....	...	...	...	...	...	...	...	...	...	...	...	...
37. Hungary .....	1	1	...	...	...	...	1	1	...	...	...	...
38. Irish Free State .....	...	...	...	...	...	...	...	...	...	...	...	...
39. Italy .....	11	5	6	...	...	...	10	4	6	1	1	...
40. Latvia .....	29	15	14	...	...	...	29	15	14	...	...	...
41. Lithuania .....	63	34	29	...	...	...	63	34	29	...	...	...
42. Luxemburg .....	...	...	...	...	...	...	...	...	...	...	...	...
43. Norway .....	...	...	...	...	...	...	...	...	...	...	...	...
44. Poland .....	840	458	382	...	...	...	840	458	382	...	...	...
45. Portugal .....	1	1	...	...	...	...	1	1	...	...	...	...
46. Rumania .....	34	16	18	...	...	...	34	16	18	...	...	...
47. Spain .....	27	16	11	...	...	...	27	16	11	...	...	...
48. Sweden .....	...	...	...	...	...	...	...	...	...	...	...	...
49. Switzerland .....	...	...	...	...	...	...	...	...	...	...	...	...
50. United Kingdom .....	119	56	63	...	...	...	119	56	63	...	...	...
51. U.S.S.R. ....	358	186	172	...	...	...	358	186	172	...	...	...
52. Yugo-Slavia .....	...	...	...	...	...	...	...	...	...	...	...	...
IX. AMERICA .....	7	3	4	...	...	...	7	3	4	...	...	...
53. Canada .....	...	...	...	...	...	...	...	...	...	...	...	...
54. United States of America ...	7	3	4	...	...	...	7	3	4	...	...	...
55. Central & South America incl. West Indian Islands.	...	...	...	...	...	...	...	...	...	...	...	...
X. AUSTRALIA .....	...	...	...	...	...	...	...	...	...	...	...	...
XI. Not recorded & None .....	80	39	41	...	...	...	80	39	41	...	...	...



TABLE XIII (B).

Nationality within citizenship. Part III.—Details for principal towns.

TEL AVIV TOWN.

CITIZENSHIP	TOTAL PERSONS											
	TOTAL			ARABS			JEWS			OTHERS		
	Persons	Males	Females	Persons	Males	Females	Persons	Males	Females	Persons	Males	Females
I	2	3	4	5	6	7	8	9	10	11	12	13
GRAND TOTAL .....	46,101	22,433	23,668	126	74	52	45,848	22,280	23,568	127	79	48
I. PALESTINE .....	23,110	11,484	11,626	106	61	45	22,977	11,404	11,573	27	19	8
II. PAPERS .....	2,520	1,282	1,238	...	...	...	2,520	1,282	1,238	...	...	...
III. ADJACENT ASIATIC TERRITORIES	99	56	43	6	4	2	90	51	39	3	1	2
1. Syria .....	97	54	43	4	2	2	90	51	39	3	1	2
2. Trans-Jordan .....	2	2	...	2	2	...	...	...	...	...	...	...
IV. MEDITERRANEAN ISLANDS ....	8	4	4	...	...	...	7	4	3	1	...	1
3. Malta .....	...	...	...	...	...	...	...	...	...	...	...	...
4. Cyprus .....	8	4	4	...	...	...	7	4	3	1	...	1
V. AFRICA .....	63	33	30	1	...	1	61	32	29	1	1	...
5. Abyssinia .....	...	...	...	...	...	...	...	...	...	...	...	...
6. Egypt .....	63	33	30	1	...	1	61	32	29	1	1	...
VI. OTHER ASIATIC TERRITORIES..	1,425	718	707	...	...	...	1,420	714	706	5	4	1
7. Afghanistan .....	10	5	5	...	...	...	10	5	5	...	...	...
8. British India .....	...	...	...	...	...	...	...	...	...	...	...	...
9. China .....	5	3	2	...	...	...	2	...	2	3	3	...
10. India .....	6	4	2	...	...	...	6	4	2	...	...	...
11. Iraq .....	81	41	40	...	...	...	81	41	40	...	...	...
12. Japan .....	...	...	...	...	...	...	...	...	...	...	...	...
13. Hejaz-Nejd .....	...	...	...	...	...	...	...	...	...	...	...	...
14. Other Arabian Territories .	168	83	83	...	...	...	168	83	83	...	...	...
15. Far Eastern Territories ...	3	1	2	...	...	...	2	1	1	1	...	1
16. Persia .....	185	86	99	...	...	...	185	86	99	...	...	...
17. Turkey .....	460	235	225	...	...	...	459	234	225	1	1	...
18. Yemen .....	509	260	249	...	...	...	509	260	249	...	...	...
VII. OTHER AFRICAN TERRITORIES.	11	4	7	...	...	...	11	4	7	...	...	...
19. British African Territories .	9	3	6	...	...	...	9	3	6	...	...	...
20. Morocco .....	...	...	...	...	...	...	...	...	...	...	...	...
21. Tripoli .....	...	...	...	...	...	...	...	...	...	...	...	...
22. Tunis .....	...	...	...	...	...	...	...	...	...	...	...	...
23. Others .....	2	1	1	...	...	...	2	1	1	...	...	...
VIII. EUROPEAN TERRITORIES ....	16,974	7,900	9,074	7	4	3	16,878	7,842	9,036	89	54	35
24. Austria .....	104	54	50	...	...	...	103	53	50	1	1	...
25. Belgium .....	1	...	1	...	...	...	1	...	1	...	...	...
26. Bulgaria .....	193	92	101	...	...	...	192	91	101	1	1	...
27. Czecho-Slovakia .....	97	54	43	...	...	...	97	54	43	...	...	...
28. Danzig .....	16	8	8	...	...	...	16	8	8	...	...	...
29. Denmark .....	...	...	...	...	...	...	...	...	...	...	...	...
30. Estonia .....	11	3	8	...	...	...	10	3	7	1	...	1
31. Finland .....	1	1	...	...	...	...	1	1	...	...	...	...
32. France .....	418	204	214	...	...	...	414	202	212	4	2	2
33. Germany .....	260	120	140	2	...	2	246	115	131	12	5	7
34. Gibraltar .....	...	...	...	...	...	...	...	...	...	...	...	...
35. Greece .....	546	274	272	...	...	...	540	270	270	6	4	2
36. Holland .....	13	4	9	...	...	...	12	4	8	1	...	1
37. Hungary .....	72	41	31	...	...	...	71	40	31	1	1	...
38. Irish Free State .....	...	...	...	...	...	...	...	...	...	...	...	...
39. Italy .....	83	46	37	...	...	...	79	42	37	4	4	...
40. Latvia .....	156	74	82	...	...	...	156	74	82	...	...	...
41. Lithuania .....	685	311	374	...	...	...	685	311	374	...	...	...
42. Luxemburg .....	...	...	...	...	...	...	...	...	...	...	...	...
43. Norway .....	...	...	...	...	...	...	...	...	...	...	...	...
44. Poland .....	8,628	4,092	4,536	...	...	...	8,628	4,092	4,534	2	...	2
45. Portugal .....	3	...	3	...	...	...	3	...	3	...	...	...
46. Rumania .....	740	320	420	...	...	...	740	320	420	...	...	...
47. Spain .....	316	155	161	...	...	...	316	155	161	...	...	...
48. Sweden .....	...	...	...	...	...	...	...	...	...	...	...	...
49. Switzerland .....	19	6	13	2	1	1	14	4	10	3	1	2
50. United Kingdom .....	751	331	420	3	3	...	697	293	404	51	35	16
51. U.S.S.R. ....	3,856	1,709	2,147	...	...	...	3,855	1,709	2,146	1	...	1
52. Yugo-Slavia .....	5	1	4	...	...	...	4	1	3	1	...	1
IX. AMERICA .....	751	365	386	...	...	...	751	365	386	...	...	...
53. Canada .....	18	12	6	...	...	...	18	12	6	...	...	...
54. United States of America...	714	343	371	...	...	...	714	343	371	...	...	...
55. Central & South America incl. West Indian Islands....	19	10	9	...	...	...	19	10	9	...	...	...
X. AUSTRALIA .....	9	2	7	...	...	...	9	2	7	...	...	...
XI. Not recorded & None .....	1,181	585	546	6	5	1	1,124	580	544	1	...	1



TABLE XIII(B).

Nationality within citizenship. Part III.—Details for principal towns.

TEL AVIV TOWN.—continued.

CITIZENSHIP	JEWS											
	TOTAL			ARABS			JEWS			OTHERS		
	Persons	Males	Females	Persons	Males	Females	Persons	Males	Females	Persons	Males	Females
(1)	26	27	28	29	30	31	32	33	34	35	36	37
GRAND TOTAL .....	45,564	22,147	23,417	...	...	...	45,564	22,147	23,417	...	...	...
I. PALESTINE .....	22,856	11,342	11,514	...	...	...	22,856	11,342	11,514	...	...	...
II. PAPERS .....	2,495	1,274	1,221	...	...	...	2,495	1,274	1,221	...	...	...
III. ADJACENT ASIATIC TERRITORIES	90	51	39	...	...	...	90	51	39	...	...	...
1. Syria .....	90	51	39	...	...	...	90	51	39	...	...	...
2. Trans-Jordan .....	...	...	...	...	...	...	...	...	...	...	...	...
IV. MEDITERRANEAN ISLANDS .....	7	4	3	...	...	...	7	4	3	...	...	...
3. Malta .....	...	...	...	...	...	...	...	...	...	...	...	...
4. Cyprus .....	7	4	3	...	...	...	7	4	3	...	...	...
V. AFRICA .....	55	31	24	...	...	...	55	31	24	...	...	...
5. Abyssinia .....	...	...	...	...	...	...	...	...	...	...	...	...
6. Egypt .....	55	31	24	...	...	...	55	31	24	...	...	...
VI. OTHER ASIATIC TERRITORIES..	1,419	713	706	...	...	...	1,419	713	706	...	...	...
7. Afghanistan .....	10	5	5	...	...	...	10	5	5	...	...	...
8. British India .....	...	...	...	...	...	...	...	...	...	...	...	...
9. China .....	2	...	2	...	...	...	2	...	2	...	...	...
10. India .....	6	4	2	...	...	...	6	4	2	...	...	...
11. Iraq .....	81	41	40	...	...	...	81	41	40	...	...	...
12. Japan .....	...	...	...	...	...	...	...	...	...	...	...	...
13. Hejaz-Nejd .....	...	...	...	...	...	...	...	...	...	...	...	...
14. Other Arabian Territories .....	166	83	83	...	...	...	166	83	83	...	...	...
15. Far Eastern Territories .....	2	1	1	...	...	...	2	1	1	...	...	...
16. Persia .....	185	86	99	...	...	...	185	86	99	...	...	...
17. Turkey .....	458	233	225	...	...	...	458	233	225	...	...	...
18. Yemen .....	509	260	249	...	...	...	509	260	249	...	...	...
VII. OTHER AFRICAN TERRITORIES.	11	4	7	...	...	...	11	4	7	...	...	...
19. British African Territories ..	9	3	6	...	...	...	9	3	6	...	...	...
20. Morocco .....	...	...	...	...	...	...	...	...	...	...	...	...
21. Tripoli .....	...	...	...	...	...	...	...	...	...	...	...	...
22. Tunis .....	...	...	...	...	...	...	...	...	...	...	...	...
23. Others .....	2	1	1	...	...	...	2	1	1	...	...	...
VIII. EUROPEAN TERRITORIES .....	16,764	7,788	8,976	...	...	...	16,764	7,788	8,976	...	...	...
24. Austria .....	103	53	50	...	...	...	103	53	50	...	...	...
25. Belgium .....	1	...	1	...	...	...	1	...	1	...	...	...
26. Bulgaria .....	192	91	101	...	...	...	192	91	101	...	...	...
27. Czecho-Slovakia .....	97	54	43	...	...	...	97	54	43	...	...	...
28. Danzig .....	16	8	8	...	...	...	16	8	8	...	...	...
29. Denmark .....	...	...	...	...	...	...	...	...	...	...	...	...
30. Estonia .....	10	3	7	...	...	...	10	3	7	...	...	...
31. Finland .....	1	1	...	...	...	...	1	1	...	...	...	...
32. France .....	414	202	212	...	...	...	414	202	212	...	...	...
33. Germany .....	245	115	130	...	...	...	245	115	130	...	...	...
34. Gibraltar .....	...	...	...	...	...	...	...	...	...	...	...	...
35. Greece .....	540	270	270	...	...	...	540	270	270	...	...	...
36. Holland .....	12	4	8	...	...	...	12	4	8	...	...	...
37. Hungary .....	71	40	31	...	...	...	71	40	31	...	...	...
38. Irish Free State .....	...	...	...	...	...	...	...	...	...	...	...	...
39. Italy .....	79	42	37	...	...	...	79	42	37	...	...	...
40. Latvia .....	154	73	81	...	...	...	154	73	81	...	...	...
41. Lithuania .....	683	311	372	...	...	...	683	311	372	...	...	...
42. Luxemburg .....	...	...	...	...	...	...	...	...	...	...	...	...
43. Norway .....	...	...	...	...	...	...	...	...	...	...	...	...
44. Poland .....	8,558	4,058	4,500	...	...	...	8,558	4,058	4,500	...	...	...
45. Portugal .....	3	...	3	...	...	...	3	...	3	...	...	...
46. Rumania .....	738	320	418	...	...	...	738	320	418	...	...	...
47. Spain .....	311	151	160	...	...	...	311	151	160	...	...	...
48. Sweden .....	...	...	...	...	...	...	...	...	...	...	...	...
49. Switzerland .....	14	4	10	...	...	...	14	4	10	...	...	...
50. United Kingdom .....	697	293	404	...	...	...	697	293	404	...	...	...
51. U.S.S.R. ....	3,821	1,694	2,127	...	...	...	3,821	1,694	2,127	...	...	...
52. Yugo-Slavia .....	4	1	3	...	...	...	4	1	3	...	...	...
IX. AMERICA .....	736	359	377	...	...	...	736	359	377	...	...	...
53. Canada .....	18	12	6	...	...	...	18	12	6	...	...	...
54. United States of America...	708	339	363	...	...	...	708	339	363	...	...	...
55. Central & South America incl. West Indian Islands.	16	8	8	...	...	...	16	8	8	...	...	...
X. AUSTRALIA .....	9	2	7	...	...	...	9	2	7	...	...	...
XI. Not recorded & None .....	1,122	579	543	...	...	...	1,122	579	543	...	...	...

TABLE XIII (B).

Nationality within citizenship. Part III.—Details for principal towns.

TEL AVIV TOWN.—concluded.

CHRISTIANS												OTHERS											
TOTAL			ARABS			JEWS			OTHERS			TOTAL			ARABS			JEWS			OTHERS		
Persons	Males	Females	Persons	Males	Females	Persons	Males	Females	Persons	Males	Females	Persons	Males	Females	Persons	Males	Females	Persons	Males	Females	Persons	Males	Females
38	39	40	41	42	43	44	45	46	47	48	49	50	51	52	53	54	55	56	57	58	59	60	61
143	86	57	21	19	11	2	2	2	120	76	44	288	137	161	1	1	...	282	133	149	5	3	2
35	22	13	10	6	6	1	...	1	24	18	6	122	64	58	1	1	...	120	62	58	1	1	...
...	...	...	...	...	...	...	...	...	...	...	...	25	8	17	...	...	...	25	8	17	...	...	...
7	3	4	4	2	2	...	...	...	3	1	2	...	...	...	...	...	...	...	...	...	...	...	...
7	3	4	4	2	2	...	...	...	3	1	2	...	...	...	...	...	...	...	...	...	...	...	...
...	...	...	...	...	...	...	...	...	...	...	...	...	...	...	...	...	...	...	...	...	...	...	...
1	...	1	...	...	...	...	...	...	1	...	1	...	...	...	...	...	...	...	...	...	...	...	...
1	...	1	...	...	...	...	...	...	1	...	1	...	...	...	...	...	...	...	...	...	...	...	...
1	1	...	...	...	...	...	...	...	1	1	...	...	1	5	...	...	...	6	1	5	...	...	...
1	1	...	...	...	...	...	...	...	1	1	...	...	6	1	5	...	...	6	1	5	...	...	...
5	4	1	...	...	...	...	...	...	6	4	1	1	1	...	...	...	1	1	...	...	...	...	...
...	...	...	...	...	...	...	...	...	...	...	...	...	...	...	...	...	...	...	...	...	...	...	...
8	3	...	...	...	...	...	...	...	3	3	...	...	...	...	...	...	...	...	...	...	...	...	...
...	...	...	...	...	...	...	...	...	...	...	...	...	...	...	...	...	...	...	...	...	...	...	...
1	...	1	...	...	...	...	...	...	1	...	1	...	...	...	...	...	...	...	...	...	...	...	...
1	1	...	...	...	...	...	...	...	1	1	...	...	1	1	...	...	...	1	1	...	...	...	...
...	...	...	...	...	...	...	...	...	...	...	...	...	...	...	...	...	...	...	...	...	...	...	...
...	...	...	...	...	...	...	...	...	...	...	...	...	...	...	...	...	...	...	...	...	...	...	...
33	36	37	7	4	3	1	...	1	86	52	33	117	56	61	...	...	...	113	54	59	4	2	2
1	1	...	...	...	...	...	...	...	1	1	...	...	...	...	...	...	...	...	...	...	...	...	...
1	1	...	...	...	...	...	...	...	1	1	...	...	...	...	...	...	...	...	...	...	...	...	...
1	...	1	...	...	...	...	...	...	1	...	1	...	...	...	...	...	...	...	...	...	...	...	...
4	2	2	...	...	...	...	...	...	4	2	2	...	...	...	...	...	...	...	...	...	...	...	...
15	5	10	2	...	2	1	...	1	12	5	7	...	...	...	...	...	...	...	...	...	...	...	...
6	4	2	...	...	...	...	...	...	6	4	2	...	...	...	...	...	...	...	...	...	...	...	...
1	1	1	...	...	...	...	...	...	1	1	1	...	...	...	...	...	...	...	...	...	...	...	...
2	2	...	...	...	...	...	...	...	2	2	...	...	...	...	...	...	...	...	...	...	2	2	...
...	...	...	...	...	...	...	...	...	...	...	...	...	2	1	1	...	...	2	1	1	...	...	...
...	...	...	...	...	...	...	...	...	...	...	...	...	2	2	...	...	...	2	...	2	...	...	...
1	...	1	...	...	...	...	...	...	1	...	1	...	...	34	35	...	...	33	34	34	1	...	1
...	...	...	...	...	...	...	...	...	...	...	...	...	...	2	...	...	...	...	...	...	...	...	...
4	2	2	...	1	1	...	...	...	2	1	1	...	4	1	...	...	...	5	4	1	...	...	...
54	38	18	...	...	...	...	...	...	51	35	16	...	1	1	...	...	...	...	...	...	1	...	1
1	...	1	...	...	...	...	...	...	1	...	1	...	...	...	...	...	...	...	...	...	...	...	...
...	...	...	...	...	...	...	...	...	...	...	...	...	...	...	...	...	...	...	...	...	...	...	...
...	...	...	...	...	...	...	...	...	...	...	...	15	6	9	...	...	...	15	6	9	...	...	...
...	...	...	...	...	...	...	...	...	...	...	...	12	4	8	...	...	...	12	4	8	...	...	...
...	...	...	...	...	...	...	...	...	...	...	...	3	2	1	...	...	...	3	2	1	...	...	...
1	...	1	...	...	...	...	...	...	1	...	1	...	...	1	...	...	...	2	1	1	...	...	...

TABLE XIII (B).

Nationality within citizenship. Part III.—Details for principal towns.

## JERUSALEM TOWN.

CITIZENSHIP	TOTAL PERSONS											
	TOTAL			ARABS			JEWS			OTHERS		
	Persons	Males	Females	Persons	Males	Females	Persons	Males	Females	Persons	Males	Females
I	2	3	4	5	6	7	8	9	10	11	12	13
GRAND TOTAL .....	90,503	45,776	44,727	30,468	16,037	14,431	51,261	24,819	26,442	8,774	4,920	3,854
I. PALESTINE .....	67,537	34,833	32,704	29,555	15,414	14,141	34,086	17,388	16,698	3,896	2,031	1,865
II. PAPERS .....	2,121	839	1,282	25	14	11	2,044	793	1,251	52	32	20
III. ADJACENT ASIATIC TERRITORIES	1,011	622	389	475	306	169	152	72	80	384	244	140
1. Syria .....	642	357	285	194	93	101	152	72	80	296	192	104
2. Trans-Jordan .....	369	265	104	281	213	68	...	...	...	88	52	36
IV. MEDITERRANEAN ISLANDS .....	7	2	5	...	...	...	...	...	...	7	2	5
3. Malta .....	1	...	1	...	...	...	...	...	...	1	...	1
4. Cyprus .....	6	2	4	...	...	...	...	...	...	6	2	4
V. AFRICA .....	620	442	178	245	215	30	117	59	58	258	168	90
5. Abyssinia .....	145	97	48	...	...	...	...	...	...	145	97	48
6. Egypt .....	475	345	130	245	215	30	117	59	58	113	71	42
VI. OTHER ASIATIC TERRITORIES..	3,345	1,691	1,654	32	21	11	3,167	1,591	1,576	146	79	67
7. Afghanistan .....	262	128	134	2	2	...	251	118	133	9	8	1
8. British India .....	6	6	...	...	...	...	...	...	...	6	6	...
9. China .....	...	...	...	...	...	...	...	...	...	...	...	...
10. India .....	24	10	14	1	1	...	20	6	14	3	3	...
11. Iraq .....	607	316	291	11	8	3	581	300	281	15	8	7
12. Japan .....	...	...	...	...	...	...	...	...	...	...	...	...
13. Hejaz-Nejd .....	5	4	1	4	4	...	...	...	...	1	...	1
14. Other Arabian Territories ..	1	1	...	...	...	...	1	1	...	...	...	...
15. Far Eastern Territories .....	2	2	...	...	...	...	2	2	...	...	...	...
16. Persia .....	1,352	701	651	...	...	...	1,339	694	645	13	7	6
17. Turkey .....	839	403	436	13	5	8	727	351	376	99	47	52
18. Yemen .....	247	120	127	1	1	...	246	119	127	...	...	...
VII. OTHER AFRICAN TERRITORIES.	13	7	6	2	2	...	10	4	6	1	1	...
19. British African Territories ..	1	...	1	...	...	...	1	...	1	...	...	...
20. Morocco .....	1	...	1	...	...	...	1	...	1	...	...	...
21. Tripoli .....	1	1	...	1	1	...	...	...	...	...	...	...
22. Tunis .....	1	1	...	...	...	...	...	...	...	1	1	...
23. Others .....	9	5	4	1	1	...	8	4	4	...	...	...
VIII. EUROPEAN TERRITORIES .....	12,496	6,035	6,461	113	56	57	8,749	3,789	4,960	3,634	2,190	1,444
24. Austria .....	390	180	210	2	2	...	358	160	196	32	18	14
25. Belgium .....	10	7	3	...	...	...	4	3	1	6	4	2
26. Bulgaria .....	34	16	18	...	...	...	24	11	13	10	5	5
27. Czecho-Slovakia .....	770	368	402	...	...	...	752	359	393	18	9	9
28. Danzig .....	1	1	...	...	...	...	1	1	...	...	...	...
29. Denmark .....	8	2	6	...	...	...	3	1	2	5	1	4
30. Estonia .....	1	...	1	...	...	...	1	...	1	...	...	...
31. Finland .....	1	1	...	...	...	...	...	...	...	1	1	...
32. France .....	1,421	684	737	72	43	29	1,187	547	590	212	94	118
33. Germany .....	878	385	493	...	...	...	368	182	186	510	203	307
34. Gibraltar .....	...	...	...	...	...	...	...	...	...	...	...	...
35. Greece .....	579	264	315	14	5	9	166	69	97	399	190	209
36. Holland .....	38	23	15	...	...	...	30	16	14	8	7	1
37. Hungary .....	581	272	309	...	...	...	566	268	298	15	4	11
38. Irish Free State .....	2	2	...	...	...	...	...	...	...	2	2	...
39. Italy .....	408	195	208	15	2	13	156	81	75	232	112	120
40. Latvia .....	68	38	30	...	...	...	67	37	30	1	1	...
41. Lithuania .....	290	128	162	1	...	1	288	127	161	1	1	...
42. Luxemburg .....	1	1	...	...	...	...	...	...	...	1	1	...
43. Norway .....	...	...	...	...	...	...	...	...	...	...	...	...
44. Poland .....	2,610	977	1,633	...	...	...	2,562	960	1,602	48	17	31
45. Portugal .....	8	6	2	...	...	...	8	6	2	...	...	...
46. Rumania .....	401	190	211	...	...	...	378	187	191	23	3	20
47. Spain .....	411	207	204	1	1	...	348	168	180	62	38	24
48. Sweden .....	46	17	29	1	1	...	1	...	1	44	16	28
49. Switzerland .....	35	20	15	...	...	...	5	2	3	30	18	12
50. United Kingdom .....	2,401	1,681	720	4	2	2	608	289	319	1,789	1,390	399
51. U.S.S.R. ....	920	285	635	2	...	2	743	237	506	175	48	127
52. Yugo-Slavia .....	188	85	103	1	...	1	177	78	99	10	7	3
IX. AMERICA .....	1,053	378	675	13	5	8	896	305	591	144	68	76
53. Canada .....	6	3	3	1	...	1	5	3	2	...	...	...
54. United States of America ..	996	350	646	11	4	7	851	283	568	134	63	71
55. Central & South America incl. West Indian Islands .....	51	25	26	1	1	...	40	19	21	10	5	5
X. AUSTRALIA .....	17	8	9	...	...	...	15	7	8	2	1	1
XI. Not recorded & None .....	2,283	919	1,364	8	4	4	2,025	811	1,214	250	104	146

TABLE XIII (B).

Nationality within citizenship. Part III.—Details for principal towns.

JERUSALEM TOWN.—continued.

MOSLEMS

TOTAL			ARABS			JEWS			OTHERS		
Persons	Males	Females	Persons	Males	Females	Persons	Males	Females	Persons	Males	Females
14	15	16	17	18	19	20	21	22	23	24	25
19,894	11,111	8,783	19,650	10,920	8,730	27	15	12	217	176	41
19,195	10,568	8,627	19,097	10,498	8,599	21	13	8	77	57	20
12	11	1	8	7	1	...	...	...	4	4	...
258	192	66	234	170	64	...	...	...	24	22	2
75	43	32	78	42	30	...	...	...	3	1	2
183	149	34	162	128	34	...	...	...	81	21	...
...	...	...	...	...	...	...	...	...	...	...	...
...	...	...	...	...	...	...	...	...	...	...	...
246	216	30	203	180	23	...	...	...	43	36	7
...	...	...	...	...	...	...	...	...	...	...	...
248	216	30	203	180	23	...	...	...	43	36	7
52	39	13	19	12	7	...	...	...	33	27	6
11	10	1	2	2	...	...	...	...	9	8	1
6	6	...	...	...	...	...	...	...	6	6	...
...	...	...	...	...	...	...	...	...	...	...	...
1	1	...	1	1	...	...	...	...	...	...	...
3	3	...	2	2	...	...	...	...	1	1	...
...	...	...	...	...	...	...	...	...	...	...	...
5	4	1	4	4	...	...	...	...	1	...	1
...	...	...	...	...	...	...	...	...	...	...	...
...	...	...	...	...	...	...	...	...	...	...	...
25	14	11	9	2	7	...	...	...	16	12	4
1	1	...	1	1	...	...	...	...	...	...	...
...	...	...	...	...	...	...	...	...	...	...	...
3	3	...	2	2	...	...	...	...	1	1	...
...	...	...	...	...	...	...	...	...	...	...	...
1	1	...	1	1	...	...	...	...	...	...	...
1	1	...	...	...	...	...	...	...	1	1	...
1	1	...	1	1	...	...	...	...	...	...	...
105	70	35	74	45	29	...	...	...	31	25	6
...	...	...	...	...	...	...	...	...	...	...	...
...	...	...	...	...	...	...	...	...	...	...	...
...	...	...	...	...	...	...	...	...	...	...	...
78	49	29	71	43	28	...	...	...	7	6	1
...	...	...	...	...	...	...	...	...	...	...	...
1	1	...	...	...	...	...	...	...	1	1	...
...	...	...	...	...	...	...	...	...	...	...	...
...	...	...	...	...	...	...	...	...	...	...	...
...	...	...	...	...	...	...	...	...	...	...	...
...	...	...	...	...	...	...	...	...	...	...	...
26	20	6	3	2	1	...	...	...	23	18	5
...	...	...	...	...	...	...	...	...	...	...	...
9	6	3	5	2	3	...	...	...	4	4	...
1	...	1	1	...	1	...	...	...	...	...	...
1	5	2	3	1	2	...	...	...	4	4	...
1	1	...	1	1	...	...	...	...	...	...	...
...	...	...	...	...	...	...	...	...	...	...	...
14	6	8	8	4	4	6	2	4	...	...	...

## TABLE XIII (B).

Nationality within citizenship. Part III.—Details for principal towns.

## JERUSALEM TOWN.—continued.

CITIZENSHIP	JEWS											
	TOTAL			ARABS			Jews			OTHERS		
	Persons	Males	Females	Persons	Males	Females	Persons	Males	Females	Persons	Males	Females
(1)	26	27	28	29	30	31	32	33	34	35	36	37
GRAND TOTAL .....	51,222	24,795	26,427	12	9	3	51,195	24,781	26,414	15	5	10
I. PALESTINE .....	34,072	17,379	16,693	12	9	3	34,049	17,367	16,682	11	5	8
II. PAPERS .....	2,041	790	1,251	...	...	...	2,041	790	1,251	...	...	...
III. ADJACENT ASIATIC TERRITORIES	152	72	80	...	...	...	152	72	80	...	...	...
1. Syria .....	152	72	80	...	...	...	152	72	80	...	...	...
2. Trans-Jordan .....	...	...	...	...	...	...	...	...	...	...	...	...
IV. MEDITERRANEAN ISLANDS .....	...	...	...	...	...	...	...	...	...	...	...	...
3. Malta .....	...	...	...	...	...	...	...	...	...	...	...	...
4. Cyprus .....	...	...	...	...	...	...	...	...	...	...	...	...
V. AFRICA .....	117	59	58	...	...	...	117	59	58	...	...	...
5. Abyssinia .....	...	...	...	...	...	...	...	...	...	...	...	...
6. Egypt .....	117	59	58	...	...	...	117	59	58	...	...	...
VI. OTHER ASIATIC TERRITORIES...	3,167	1,591	1,576	...	...	...	3,167	1,591	1,576	...	...	...
7. Afghanistan .....	251	118	133	...	...	...	251	118	133	...	...	...
8. British India .....	...	...	...	...	...	...	...	...	...	...	...	...
9. China .....	...	...	...	...	...	...	...	...	...	...	...	...
10. India .....	20	6	14	...	...	...	20	6	14	...	...	...
11. Iraq .....	581	300	281	...	...	...	581	300	281	...	...	...
12. Japan .....	...	...	...	...	...	...	...	...	...	...	...	...
13. Hejaz-Nejd .....	...	...	...	...	...	...	...	...	...	...	...	...
14. Other Arabian Territories	1	1	...	...	...	...	1	1	...	...	...	...
15. Far Eastern Territories .....	2	2	...	...	...	...	2	2	...	...	...	...
16. Persia .....	1,339	694	645	...	...	...	1,339	694	645	...	...	...
17. Turkey .....	727	351	376	...	...	...	727	351	376	...	...	...
18. Yemen .....	246	119	127	...	...	...	246	119	127	...	...	...
VII. OTHER AFRICAN TERRITORIES.	10	4	6	...	...	...	10	4	6	...	...	...
19. British African Territories	1	...	1	...	...	...	1	...	1	...	...	...
20. Morocco .....	1	...	1	...	...	...	1	...	1	...	...	...
21. Tripoli .....	...	...	...	...	...	...	...	...	...	...	...	...
22. Tunis .....	...	...	...	...	...	...	...	...	...	...	...	...
23. Others .....	8	4	4	...	...	...	8	4	4	...	...	...
VIII. EUROPEAN TERRITORIES .....	8,736	3,782	4,954	...	...	...	8,732	3,780	4,952	4	2	2
24. Austria .....	356	160	196	...	...	...	356	160	196	...	...	...
25. Belgium .....	4	3	1	...	...	...	4	3	1	...	...	...
26. Bulgaria .....	24	11	13	...	...	...	24	11	13	...	...	...
27. Czecho-Slovakia .....	752	359	393	...	...	...	752	359	393	...	...	...
28. Danzig .....	1	1	...	...	...	...	1	1	...	...	...	...
29. Denmark .....	3	1	2	...	...	...	3	1	2	...	...	...
30. Estonia .....	1	...	1	...	...	...	1	...	1	...	...	...
31. Finland .....	...	...	...	...	...	...	...	...	...	...	...	...
32. France .....	1,137	547	590	...	...	...	1,137	547	590	...	...	...
33. Germany .....	367	182	185	...	...	...	367	182	185	...	...	...
34. Gibraltar .....	...	...	...	...	...	...	...	...	...	...	...	...
35. Greece .....	166	69	97	...	...	...	166	69	97	...	...	...
36. Holland .....	30	16	14	...	...	...	30	16	14	...	...	...
37. Hungary .....	566	268	298	...	...	...	566	268	298	...	...	...
38. Irish Free State .....	...	...	...	...	...	...	...	...	...	...	...	...
39. Italy .....	154	79	75	...	...	...	154	79	75	...	...	...
40. Latvia .....	67	37	30	...	...	...	67	37	30	...	...	...
41. Lithuania .....	288	127	161	...	...	...	288	127	161	...	...	...
42. Luxemburg .....	...	...	...	...	...	...	...	...	...	...	...	...
43. Norway .....	...	...	...	...	...	...	...	...	...	...	...	...
44. Poland .....	2,555	956	1,599	...	...	...	2,555	956	1,599	...	...	...
45. Portugal .....	8	6	2	...	...	...	8	6	2	...	...	...
46. Rumania .....	377	186	191	...	...	...	377	186	191	...	...	...
47. Spain .....	349	168	181	...	...	...	349	168	180	1	...	1
48. Sweden .....	...	...	1	...	...	...	1	...	1	...	...	...
49. Switzerland .....	...	2	2	...	...	...	4	2	2	...	...	...
50. United Kingdom .....	609	290	319	...	...	...	607	288	319	2	2	...
51. U.S.S.R. ....	740	236	504	...	...	...	739	236	503	1	...	1
52. Yugo-Slavia .....	177	78	99	...	...	...	177	78	99	...	...	...
IX. AMERICA .....	896	305	591	...	...	...	896	305	591	...	...	...
53. Canada .....	5	3	2	...	...	...	5	3	2	...	...	...
54. United States of America...	851	283	568	...	...	...	851	283	568	...	...	...
55. Central & South America incl. West Indian Islands.	40	19	21	...	...	...	40	19	21	...	...	...
X. AUSTRALIA .....	15	7	8	...	...	...	15	7	8	...	...	...
XI. Not recorded & None .....	2,016	806	1,210	...	...	...	2,016	806	1,210	...	...	...



TABLE XIII (B).

Nationality within citizenship. Part III.—Details for principal towns.

## HAIFA TOWN.

CITIZENSHIP	TOTAL PERSONS											
	TOTAL			ARABS			JEWS			OTHERS		
	Persons	Males	Females	Persons	Males	Females	Persons	Males	Females	Persons	Males	Females
I	2	3	4	5	6	7	8	9	10	11	12	13
GRAND TOTAL .....	50,403	27,043	23,360	31,026	16,690	14,336	15,930	8,238	7,692	3,447	2,115	1,332
I. PALESTINE .....	39,610	20,944	18,666	29,987	15,998	13,989	8,844	4,537	4,307	779	409	370
II. PAPERS .....	1,013	552	461	7	3	4	943	515	428	63	34	29
III. ADJACENT ASIATIC TERRITORIES	845	516	329	636	313	223	35	22	13	174	81	93
1. Syria .....	654	338	316	470	255	215	35	22	13	149	61	88
2. Trans-Jordan .....	191	178	13	166	158	8	...	...	...	25	20	5
IV. MEDITERRANEAN ISLANDS ....	2	2	...	1	1	...	...	...	...	1	1	...
3. Malta .....	1	1	...	...	...	...	...	...	...	1	1	...
4. Cyprus .....	1	1	...	1	1	...	...	...	...	...	...	...
V. AFRICA .....	436	297	139	292	217	75	21	13	8	123	67	56
5. Abyssinia .....	...	...	...	...	...	...	...	...	...	...	...	...
6. Egypt .....	436	297	139	292	217	75	21	13	8	123	67	56
VI. OTHER ASIATIC TERRITORIES..	421	225	196	29	15	14	199	104	95	193	106	87
7. Afghanistan .....	1	1	...	1	1	...	...	...	...	...	...	...
8. British India .....	...	...	...	...	...	...	...	...	...	...	...	...
9. China .....	...	...	...	...	...	...	...	...	...	...	...	...
10. India .....	8	4	4	1	1	...	...	...	...	7	3	4
11. Iraq .....	47	17	30	...	...	...	44	17	27	3	...	3
12. Japan .....	1	1	...	...	...	...	...	...	...	1	1	...
13. Hejaz-Nejd .....	4	4	...	2	2	...	1	1	...	1	1	...
14. Other Arabian Territories ..	...	...	...	...	...	...	...	...	...	...	...	...
15. Far Eastern Territories .....	...	...	...	...	...	...	...	...	...	...	...	...
16. Persia .....	283	152	131	13	1	12	124	74	60	136	77	59
17. Turkey .....	71	43	28	9	7	2	17	12	5	45	24	21
18. Yemen .....	6	3	3	3	3	...	3	...	3	...	...	...
VII. OTHER AFRICAN TERRITORIES.	4	2	2	1	1	...	2	...	2	1	1	...
19. British African Territories ..	2	...	2	...	...	...	2	...	2	...	...	...
20. Morocco .....	1	1	...	1	1	...	...	...	...	...	...	...
21. Tripoli .....	...	...	...	...	...	...	...	...	...	...	...	...
22. Tunis .....	...	...	...	...	...	...	...	...	...	...	...	...
23. Others .....	1	1	...	...	...	...	...	...	...	1	1	...
VIII. EUROPEAN TERRITORIES ....	7,440	4,165	3,275	59	34	25	5,323	2,747	2,586	2,048	1,384	664
24. Austria .....	80	48	32	...	...	...	79	47	32	1	1	...
25. Belgium .....	6	3	3	...	...	...	1	1	...	5	2	3
26. Bulgaria .....	43	22	21	...	...	...	43	21	21	1	1	...
27. Czecho-Slovakia .....	46	28	18	...	...	...	39	25	14	7	3	4
28. Danzig .....	2	2	...	...	...	...	1	1	...	1	1	...
29. Denmark .....	1	1	...	...	...	...	1	1	...	...	...	...
30. Estonia .....	3	1	2	...	...	...	3	1	2	...	...	...
31. Finland .....	1	...	1	...	...	...	...	...	...	...	...	1
32. France .....	700	340	360	26	16	10	585	291	294	89	33	56
33. Germany .....	596	233	363	...	...	...	103	51	52	493	182	311
34. Gibraltar .....	...	...	...	...	...	...	...	...	...	...	...	...
35. Greece .....	154	92	62	2	1	1	55	34	21	97	57	40
36. Holland .....	6	4	2	...	...	...	5	3	2	1	1	...
37. Hungary .....	51	31	20	...	...	...	51	31	20	...	...	...
38. Irish Free State .....	...	...	...	...	...	...	...	...	...	...	...	...
39. Italy .....	145	76	69	19	10	9	81	14	17	95	52	43
40. Latvia .....	54	21	33	...	...	...	53	21	31	2	...	2
41. Lithuania .....	97	48	49	...	...	...	97	48	49	...	...	...
42. Luxemburg .....	...	...	...	...	...	...	...	...	...	...	...	...
43. Norway .....	...	...	...	...	...	...	...	...	...	...	...	...
44. Poland .....	2,495	1,316	1,179	...	...	...	2,486	1,312	1,174	9	4	5
45. Portugal .....	...	...	...	...	...	...	...	...	...	...	...	...
46. Rumania .....	351	166	185	...	...	...	351	166	185	...	...	...
47. Spain .....	300	161	139	...	...	...	284	147	137	16	14	2
48. Sweden .....	...	...	...	...	...	...	...	...	...	...	...	...
49. Switzerland .....	6	2	4	...	...	...	1	1	...	5	1	4
50. United Kingdom .....	1,392	1,112	280	12	7	5	175	81	94	1,205	1,024	181
51. U.S.S.R. .....	904	453	451	...	...	...	884	445	439	20	8	12
52. Yugo-Slavia .....	7	5	2	...	...	...	7	5	2	...	...	...
IX. AMERICA .....	162	84	78	13	8	5	106	54	52	43	22	21
53. Canada .....	1	1	...	...	...	...	1	1	1	...	...	...
54. United States of America .....	134	66	68	12	8	4	94	45	49	28	13	15
55. Central & South America incl. West Indian Islands .....	27	17	10	1	...	1	11	8	3	15	9	6
X. AUSTRALIA .....	2	1	1	...	...	...	2	1	1	...	...	...
XI. Not recorded & None .....	468	255	213	1	...	1	445	245	200	22	10	12

TABLE XIII (B).

Nationality within citizenship. Part III.—Details for principal towns.

HAIFA TOWN.—continued.

MOSLEMS											
TOTAL			ARABS			Jews			OTHERS		
Persons	Males	Females	Persons	Males	Females	Persons	Males	Females	Persons	Males	Females
14	15	16	17	18	19	20	21	22	23	24	25
20,324	11,324	9,000	20,034	11,187	8,897	...	...	...	240	137	103
19,374	10,638	8,736	19,341	10,627	8,714	...	...	...	33	11	22
25	14	11	6	2	4	...	...	...	19	12	7
503	371	132	444	332	112	...	...	...	59	39	20
396	203	123	287	182	105	...	...	...	39	21	18
177	168	9	157	150	7	...	...	...	20	18	2
...	...	...	...	...	...	...	...	...	...	...	...
...	...	...	...	...	...	...	...	...	...	...	...
301	227	74	228	186	42	...	...	...	73	41	32
301	227	74	228	186	42	...	...	...	73	41	32
50	30	20	27	14	13	...	...	...	23	16	7
1	1	...	1	1	...	...	...	...	...	...	...
6	3	3	1	1	...	...	...	...	5	2	3
3	3	...	2	2	...	...	...	...	1	1	...
20	4	16	18	...	12	...	...	...	8	4	4
17	16	1	8	7	1	...	...	...	9	9	...
3	3	...	3	3	...	...	...	...	...	...	...
2	2	...	1	1	...	...	...	...	1	1	...
1	1	...	1	1	...	...	...	...	...	...	...
1	1	...	...	...	...	...	...	...	1	1	...
66	41	25	37	25	12	...	...	...	30	17	13
...	...	...	...	...	...	...	...	...	...	...	...
...	...	...	...	...	...	...	...	...	...	...	...
...	...	...	...	...	...	...	...	...	...	...	...
...	...	...	...	...	...	...	...	...	...	...	...
43	24	19	23	15	8	...	...	...	20	9	11
1	...	1	...	...	...	...	...	...	1	...	1
10	7	3	10	7	3	...	...	...	...	...	...
...	...	...	...	...	...	...	...	...	...	...	...
...	...	...	...	...	...	...	...	...	...	...	...
11	9	2	4	3	1	...	...	...	7	6	1
1	1	...	...	...	...	...	...	...	1	1	...
...	...	...	...	...	...	...	...	...	...	...	...
...	...	...	...	...	...	...	...	...	...	...	...
...	...	...	...	...	...	...	...	...	...	...	...
3	1	2	...	...	...	...	...	...	3	1	2

TABLE XIII (B).

Nationality within citizenship. Part III.—Details for principal towns.

HAIFA TOWN.—*continued.*

CITIZENSHIP	JEWS											
	TOTAL			ARABS			JEWS			OTHERS		
	Persons	Males	Females	Persons	Males	Females	Persons	Males	Females	Persons	Males	Females
(1)	26	27	28	29	30	31	32	33	34	35	36	37
GRAND TOTAL .....	15,923	8,232	7,691	4	2	2	15,913	8,130	7,683	6	...	6
I. PALESTINE .....	8,840	4,536	4,304	4	2	2	8,834	4,534	4,300	2	...	2
II. PAPERS .....	942	514	428	...	...	...	942	514	428	...	...	...
III. ADJACENT ASIATIC TERRITORIES	33	22	11	...	...	...	33	22	11	...	...	...
1. Syria .....	33	22	11	...	...	...	33	22	11	...	...	...
2. Trans-Jordan .....	...	...	...	...	...	...	...	...	...	...	...	...
IV. MEDITERRANEAN ISLANDS	...	...	...	...	...	...	...	...	...	...	...	...
3. Malta .....	...	...	...	...	...	...	...	...	...	...	...	...
4. Cyprus .....	...	...	...	...	...	...	...	...	...	...	...	...
V. AFRICA .....	21	13	8	...	...	...	21	13	8	...	...	...
5. Abyssinia .....	...	...	...	...	...	...	...	...	...	...	...	...
6. Egypt .....	21	13	8	...	...	...	21	13	8	...	...	...
VI. OTHER ASIATIC TERRITORIES..	203	104	99	...	...	...	199	104	95	4	...	4
7. Afghanistan .....	...	...	...	...	...	...	...	...	...	...	...	...
8. British India .....	...	...	...	...	...	...	...	...	...	...	...	...
9. China .....	...	...	...	...	...	...	...	...	...	...	...	...
10. India .....	...	...	...	...	...	...	...	...	...	...	...	...
11. Iraq .....	44	17	27	...	...	...	44	17	27	...	...	...
12. Japan .....	...	...	...	...	...	...	...	...	...	...	...	...
13. Hejaz-Nejd .....	1	1	...	...	...	...	1	1	...	...	...	...
14. Other Arabian Territories	...	...	...	...	...	...	...	...	...	...	...	...
15. Far Eastern Territories ..	...	...	...	...	...	...	...	...	...	...	...	...
16. Persia .....	188	74	64	...	...	...	184	74	60	4	...	4
17. Turkey .....	17	12	5	...	...	...	17	12	5	...	...	...
18. Yemen .....	3	...	3	...	...	...	3	...	3	...	...	...
VII. OTHER AFRICAN TERRITORIES.	2	...	2	...	...	...	2	...	2	...	...	...
19. British African Territories	2	...	2	...	...	...	2	...	2	...	...	...
20. Morocco .....	...	...	...	...	...	...	...	...	...	...	...	...
21. Tripoli .....	...	...	...	...	...	...	...	...	...	...	...	...
22. Tunis .....	...	...	...	...	...	...	...	...	...	...	...	...
23. Others .....	...	...	...	...	...	...	...	...	...	...	...	...
VIII. EUROPEAN TERRITORIES	5,329	2,743	2,586	...	...	...	5,329	2,743	2,586	...	...	...
24. Austria .....	79	47	32	...	...	...	79	47	32	...	...	...
25. Belgium .....	1	1	...	...	...	...	1	1	...	...	...	...
26. Bulgaria .....	42	21	21	...	...	...	42	21	21	...	...	...
27. Czecho-Slovakia .....	39	25	14	...	...	...	39	25	14	...	...	...
28. Danzig .....	1	1	...	...	...	...	1	1	...	...	...	...
29. Denmark .....	1	1	...	...	...	...	1	1	...	...	...	...
30. Estonia .....	3	1	2	...	...	...	3	1	2	...	...	...
31. Finland .....	...	...	...	...	...	...	...	...	...	...	...	...
32. France .....	585	291	294	...	...	...	585	291	294	...	...	...
33. Germany .....	108	51	52	...	...	...	108	51	52	...	...	...
34. Gibraltar .....	...	...	...	...	...	...	...	...	...	...	...	...
35. Greece .....	55	34	21	...	...	...	55	34	21	...	...	...
36. Holland .....	5	3	2	...	...	...	5	3	2	...	...	...
37. Hungary .....	51	31	20	...	...	...	51	31	20	...	...	...
38. Irish Free State .....	...	...	...	...	...	...	...	...	...	...	...	...
39. Italy .....	31	14	17	...	...	...	31	14	17	...	...	...
40. Latvia .....	52	21	31	...	...	...	52	21	31	...	...	...
41. Lithuania .....	97	48	49	...	...	...	97	48	49	...	...	...
42. Luxemburg .....	...	...	...	...	...	...	...	...	...	...	...	...
43. Norway .....	...	...	...	...	...	...	...	...	...	...	...	...
44. Poland .....	2,484	1,310	1,174	...	...	...	2,484	1,310	1,174	...	...	...
45. Portugal .....	...	...	...	...	...	...	...	...	...	...	...	...
46. Rumania .....	351	166	185	...	...	...	351	166	185	...	...	...
47. Spain .....	284	147	137	...	...	...	284	147	137	...	...	...
48. Sweden .....	...	...	...	...	...	...	...	...	...	...	...	...
49. Switzerland .....	1	1	...	...	...	...	1	1	...	...	...	...
50. United Kingdom .....	175	81	94	...	...	...	175	81	94	...	...	...
51. U.S.S.R. .....	882	443	439	...	...	...	882	443	439	...	...	...
52. Yugo-Slavia .....	7	5	2	...	...	...	7	5	2	...	...	...
IX. AMERICA .....	106	54	52	...	...	...	106	54	52	...	...	...
53. Canada .....	1	1	...	...	...	...	1	1	...	...	...	...
54. United States of America...	94	45	49	...	...	...	94	45	49	...	...	...
55. Central & South America incl. West Indian Islands.	11	8	3	...	...	...	11	8	3	...	...	...
X. AUSTRALIA .....	2	1	1	...	...	...	2	1	1	...	...	...
XI. Not recorded & None .....	445	245	200	...	...	...	445	245	200	...	...	...





**TABLE XIV.**  

---

**FOREIGN NATIONALS BY AGE.**  

---

This table gives in summary for the whole of Palestine the numbers of persons of several foreign citizenships divided by sex and religion and in certain age groups.

Details by district and sub-district are not printed but have been supplied to each foreign consul in respect of his own consular dependency.

TABLE XIV.

## Foreign nationals by age and sex.—Summary.

FOREIGN STATES	ALL RELIGIONS										
	ALL AGES			0 - 10		10 - 20		20 - 45		45 and over	
	Persons	Males	Females	Males	Females	Males	Females	Males	Females	Males	Females
1	2	3	4	5	6	7	8	9	10	11	12
<b>PALESTINE</b>											
<b>TOTAL FOREIGN NATIONALS</b> .....	<b>80,355</b>	<b>42,462</b>	<b>37,893</b>	<b>7,388</b>	<b>7,178</b>	<b>6,327</b>	<b>5,707</b>	<b>21,727</b>	<b>17,348</b>	<b>7,020</b>	<b>7,660</b>
<b>EUROPEAN :</b>											
Austria .....	733	374	359	74	77	58	62	180	155	62	65
Belgium .....	37	24	13	1	2	1	...	9	7	13	4
Bulgaria .....	589	283	286	46	43	56	54	124	120	57	69
Czecho-Slovakia .....	1,119	583	536	140	143	90	90	282	228	71	75
Danzig .....	23	14	9	...	1	5	3	4	2	5	3
Denmark .....	29	22	7	...	...	5	...	12	4	5	3
Estonia .....	25	11	14	6	3	...	1	3	8	2	2
Finland .....	6	3	3	...	...	...	...	1	2	2	1
France .....	5,082	2,480	2,602	716	624	461	432	764	920	539	626
Germany .....	2,945	1,339	1,606	279	248	171	197	602	786	287	375
Gibraltar .....	5	5	...	...	...	...	...	5	...	...	...
Greece .....	1,686	848	818	131	156	176	156	333	315	208	191
Holland .....	89	53	36	11	8	5	1	20	21	17	6
Hungary .....	818	411	407	75	97	74	59	177	166	85	85
Irish Free State .....	4	3	1	...	...	...	...	3	...	...	1
Italy .....	1,103	630	473	87	66	116	54	266	233	161	120
Latvia .....	559	287	272	40	36	27	39	172	147	48	50
Lithuania .....	2,134	1,054	1,080	154	132	105	110	601	579	194	259
Luxemburg .....	1	1	...	...	...	...	...	1	...	...	...
Norway .....	22	22	...	...	...	1	...	17	...	4	...
Poland .....	23,238	11,725	11,563	1,988	1,976	1,496	1,599	6,665	6,165	1,576	1,823
Portugal .....	28	21	7	7	...	...	2	4	5	10	...
Rumania .....	2,659	1,331	1,328	192	177	170	162	778	745	191	244
Spain .....	1,447	774	673	194	188	152	149	258	218	170	118
Sweden .....	47	18	29	5	3	1	...	4	4	8	22
Switzerland .....	74	33	41	1	3	2	3	19	24	11	11
United Kingdom .....	6,870	4,789	2,081	407	449	403	239	3,566	979	413	414
U.S.S.R. ....	9,360	4,271	5,089	746	782	642	630	2,013	2,236	870	1,441
Yugo-Slavia .....	228	112	116	23	20	24	41	40	31	25	24
<b>AMERICAN :</b>											
Argentina .....	61	37	24	6	2	10	4	19	15	2	3
Brazil .....	21	12	9	1	3	3	2	6	4	2	...
Canada .....	55	31	24	2	2	8	9	13	7	8	6
Chili .....	10	3	7	...	1	...	1	2	4	1	1
Columbia .....	13	5	8	3	4	...	...	2	4	...	...
Cuba .....	8	6	2	2	1	2	...	2	1	...	...
Dominica .....	11	8	3	3	1	1	...	3	2	1	...
Haiti .....	4	2	2	...	...	...	...	2	2	...	...
Honduras .....	3	3	...	...	...	2	...	...	...	1	...
Jamaica .....	1	...	1	...	...	...	...	...	1	...	...
Mexico .....	26	13	13	3	1	4	3	5	8	1	1
Panama .....	20	8	12	2	7	2	2	2	3	2	...
Peru .....	1	1	...	...	...	...	...	1	...	...	...
Salvador .....	6	3	3	2	2	...	...	1	1	...	...
Uruguay .....	9	5	4	3	1	...	...	2	2	...	1
United States of America .....	2,668	1,211	1,457	219	238	240	249	333	560	419	410
<b>OTHERS :</b>											
Abyssinia .....	153	105	48	3	4	5	5	51	14	46	25
Afghanistan .....	357	184	173	44	32	42	43	65	59	33	39
Australia .....	56	24	32	4	4	4	7	7	15	9	6
British African Territories .....	19	6	13	...	...	2	3	1	4	3	6
British India .....	6	6	...	...	...	...	...	6	...	...	...
China .....	5	3	2	1	...	...	1	2	...	...	1
Cyprus .....	36	18	13	1	3	2	2	11	11	4	2
Egypt .....	2,016	1,403	613	173	150	134	112	906	265	190	86
Far Eastern Territories .....	6	3	3	...	...	...	...	3	3	...	...
Hejaz-Nejd .....	102	94	8	6	1	6	...	64	6	18	1
India .....	55	31	24	4	5	2	7	18	8	7	4
Iraq .....	952	510	442	133	140	125	72	188	153	64	77
Japan .....	1	1	...	...	...	...	...	...	...	1	...
Malta .....	9	3	6	...	...	...	...	3	5	...	1
Morocco .....	21	17	4	...	...	11	...	3	1	3	3
Other African Territories .....	19	14	5	...	1	...	...	7	2	6	2
Other Arabian Territories .....	181	95	86	27	33	19	15	39	29	10	9
Persia .....	2,653	1,359	1,294	417	393	291	235	409	418	242	196
Syria .....	3,461	1,964	1,497	261	235	462	299	887	666	354	297
Trans-Jordan .....	2,693	1,872	821	240	215	340	168	1,067	327	225	111
Tripoli .....	15	11	4	2	1	...	...	5	2	4	1
Tunis .....	20	13	7	2	3	4	1	3	2	4	1
Turkey .....	1,842	945	897	233	196	175	140	316	324	221	237
Yemen .....	1,790	912	878	267	265	190	194	350	320	105	99

TABLE XIV.

Foreign nationals by age and sex.—Summary.—continued.

MOSLEMS

ALL AGES			0 - 10		10 - 20		20 - 45		45 and over	
Persons	Males	Females	Males	Females	Males	Females	Males	Females	Males	Females
13	14	15	16	17	18	19	20	21	22	23
6,356	4,404	1,950	528	490	537	272	2,622	882	717	336
...	...	...	...	...	...	...	...	...	...	...
...	...	...	...	...	...	...	...	...	...	...
...	...	...	...	...	...	...	...	...	...	...
...	...	...	...	...	...	...	...	...	...	...
...	...	...	...	...	...	...	...	...	...	...
...	...	...	...	...	...	...	...	...	...	...
541	296	245	81	81	29	23	112	101	74	40
1	1	1	...	1	1	...	...	...	...	...
1	...	...	...	...	1	...	...	...	...	...
148	98	50	17	14	4	3	48	24	29	9
...	...	...	...	...	...	...	...	...	...	...
3	2	1	1	...	...	...	1	1	...	...
52	43	10	4	4	4	1	27	3	8	2
7	6	1	2	...	...	...	4	1	...	...
5	1	4	...	...	1	2	...	2	...	...
1	...	1	...	...	...	...	...	1	...	...
1	...	1	...	...	...	...	...	...	...	...
...	...	...	...	...	...	...	...	...	...	...
...	...	...	...	...	...	...	...	...	...	...
...	...	...	...	...	...	...	...	...	...	...
3	1	2	...	1	...	...	1	1	...	...
...	...	...	...	...	...	...	...	...	...	...
52	30	22	12	14	3	...	15	8	...	...
...	...	...	...	...	...	...	...	...	...	...
27	26	1	2	...	1	...	12	1	11	...
6	6	...	...	...	...	...	6	...	...	...
1,333	1,066	317	98	84	69	44	758	151	141	38
100	92	8	6	1	6	...	62	6	18	1
16	13	3	1	1	1	2	9	...	2	...
29	25	4	1	3	4	...	16	1	4	...
...	...	...	...	...	...	...	...	...	...	...
18	16	2	...	...	11	...	2	...	3	2
9	9	...	...	...	...	...	6	...	3	...
3	3	...	...	...	...	...	3	...	...	...
40	17	23	3	2	2	2	4	4	8	15
1,597	987	610	103	110	152	90	540	286	192	124
2,179	1,550	629	185	165	237	101	937	266	191	97
15	11	4	2	1	...	...	5	2	4	1
20	13	7	2	3	4	1	3	2	4	1
107	74	33	8	5	7	3	38	19	21	6
19	18	1	...	...	1	...	13	1	4	...

TABLE XIV.

Foreign nationals by age and sex.—Summary—continued.

FOREIGN STATES	JEWS										
	ALL AGES			0 - 10		10 - 20		20 - 45		45 and over	
	Persons	Males	Females	Males	Females	Males	Females	Males	Females	Males	Females
	24	25	26	27	28	29	30	31	32	33	34
<b>PALESTINE</b>											
<b>TOTAL FOREIGN NATIONALS</b> .....	<b>60,622</b>	<b>30,019</b>	<b>30,603</b>	<b>6,082</b>	<b>5,978</b>	<b>4,693</b>	<b>4,760</b>	<b>14,211</b>	<b>14,107</b>	<b>5,033</b>	<b>5,758</b>
<b>EUROPEAN :</b>											
Austria .....	689	345	344	74	76	56	60	166	150	49	58
Belgium .....	18	8	5	1	2	1	...	4	2	2	1
Bulgaria .....	552	276	276	46	43	54	54	119	115	57	64
Czecho-Slovakia .....	1,090	567	523	139	142	88	87	274	222	66	72
Danzig .....	23	14	9	...	1	5	3	4	2	5	3
Denmark .....	4	2	2	...	...	...	...	2	1	...	1
Estonia .....	24	11	13	6	2	...	1	3	8	2	2
Finland .....	4	2	2	...	...	...	...	...	2	...	...
France .....	3,936	1,952	2,034	629	537	422	397	552	694	349	406
Germany .....	1,010	515	495	127	122	50	43	286	272	52	58
Gibraltar .....	...	...	...	...	...	...	...	...	...	...	...
Greece .....	1,033	523	510	83	108	131	103	204	191	105	108
Holland .....	65	33	32	9	7	4	1	14	18	6	6
Hungary .....	796	403	393	75	96	74	59	173	156	81	82
Irish Free State .....	...	...	...	...	...	...	...	...	...	...	...
Italy .....	318	162	156	44	39	28	27	55	64	35	26
Latvia .....	553	284	269	40	36	27	39	169	144	48	50
Lithuania .....	2,128	1,052	1,076	154	132	105	110	600	576	193	258
Luxemburg .....	...	...	...	...	...	...	...	...	...	...	...
Norway .....	...	...	...	...	...	...	...	...	...	...	...
Poland .....	23,107	11,629	11,478	1,982	1,970	1,479	1,594	6,604	6,112	1,564	1,802
Portugal .....	27	20	7	7	...	...	2	4	5	9	...
Rumania .....	2,629	1,327	1,302	192	177	169	162	776	731	190	232
Spain .....	1,306	661	645	185	185	145	149	211	208	120	103
Sweden .....	1	...	1	...	...	...	...	...	...	...	1
Switzerland .....	23	9	14	...	2	...	3	6	5	3	4
United Kingdom .....	2,062	952	1,110	214	244	157	185	374	450	207	231
U.S.S.R. .....	8,771	4,138	4,633	732	768	614	608	1,959	2,129	833	1,128
Yugo-Slavia .....	205	95	110	23	20	17	41	36	26	19	23
<b>AMERICAN :</b>											
Argentina .....	37	21	16	6	2	1	1	12	12	2	1
Brazil .....	14	7	7	...	2	2	2	4	3	1	...
Canada .....	51	30	21	2	2	8	9	12	5	8	5
Chili .....	4	1	3	...	...	...	...	...	2	1	1
Columbia .....	3	2	1	2	...	...	...	...	1	...	...
Cuba .....	1	1	...	...	...	...	...	1	...	...	...
Dominica .....	...	...	...	...	...	...	...	...	...	...	...
Haiti .....	...	...	...	...	...	...	...	...	...	...	...
Honduras .....	1	1	...	...	...	...	...	...	...	1	...
Jamaica .....	...	...	...	...	...	...	...	...	...	...	...
Mexico .....	2	2	...	...	...	1	...	1	...	...	...
Panama .....	20	8	12	2	7	2	2	2	3	2	...
Peru .....	...	...	...	...	...	...	...	...	...	...	...
Salvador .....	...	...	...	...	...	...	...	...	...	...	...
Uruguay .....	8	5	3	3	1	...	...	2	2	...	...
United States of America .....	2,222	991	1,231	152	183	201	214	254	459	394	375
<b>OTHERS :</b>											
Abyssinia .....	...	...	...	...	...	...	...	...	...	...	...
Afghanistan .....	330	158	172	42	32	41	43	53	58	22	39
Australia .....	48	19	29	4	4	3	6	3	13	9	6
British African Territories .....	19	6	13	...	...	2	3	1	4	3	6
British India .....	...	...	...	...	...	...	...	...	...	...	...
China .....	2	...	2	...	...	...	1	...	...	...	1
Cyprus .....	7	4	3	1	1	1	1	2	1	...	...
Egypt .....	290	148	142	37	30	37	34	49	54	25	24
Far Eastern Territories .....	5	3	2	...	...	...	...	3	2	...	...
Hejaz-Nejd .....	2	2	...	...	...	...	...	2	...	...	...
India .....	27	10	17	3	4	1	5	5	6	1	2
Iraq .....	873	454	419	131	134	100	71	166	141	57	73
Japan .....	...	...	...	...	...	...	...	...	...	...	...
Malta .....	...	...	...	...	...	...	...	...	...	...	...
Morocco .....	3	1	2	...	...	...	...	1	1	...	1
Other African Territories .....	10	5	5	1	1	...	...	1	2	3	2
Other Arabian Territories .....	178	92	86	27	33	19	15	36	29	10	9
Persia .....	2,370	1,201	1,169	378	367	268	268	358	375	197	159
Syria .....	347	183	164	53	23	35	45	65	66	30	30
Trans-Jordan .....	1	...	1	...	...	...	...	...	...	...	1
Tripoli .....	...	...	...	...	...	...	...	...	...	...	...
Tunis .....	...	...	...	...	...	...	...	...	...	...	...
Turkey .....	1,557	790	767	209	178	156	118	246	266	179	205
Yemen .....	1,771	894	877	267	265	189	194	337	319	101	99





**TABLE XV.**

---

**INFIRMITIES.**

---

The infirmities recorded at the census were insanity, blindness of one eye, total blindness, deafness and deaf-mutism.

The table is divided in three parts :

Part I shows the distribution of the persons afflicted according to age, sex and religion ;

Part II shows their distribution by districts and sub-districts, and

Part III their distribution by religion in each of the districts and sub-districts.

In all three parts the number afflicted from birth are also shown.

Some persons were returned as suffering from more than one infirmity. Such persons have been shown in the tables as suffering from each infirmity so that the totals given in columns 5, 6, and 7 represent the number of cases of affliction and not the number of afflicted persons. In order to obtain the number of afflicted persons it is necessary to reduce the number of cases of affliction by the number of infirmities returned by persons suffering from mixed infirmities in excess of one infirmity : the detail of the mixed infirmities is as follows :—

Mixed infirmities	Persons	Males	Females
<b>Total</b> .. ..	189	83	106
Insane, blind and deaf .. ..	1	...	1
Deaf-mute and insane .. ..	4	4	...
Deaf-mute and totally blind .. ..	3	2	1
Deaf-mute and blind of one eye .. ..	5	3	2
Insane and totally blind .. ..	14	8	6
Insane and blind of one eye .. ..	10	8	2
Insane and deaf .. ..	4	3	1
Deaf and totally blind .. ..	80	22	58
Deaf and blind of one eye .. ..	67	33	34

Hence the afflicted population consists of 29,828 persons of whom 15,208 are males and 14,620 are females.











**TABLE XV.**  
**Infirmities. Part III.—Details by districts and sub-districts for each main religion.**

MOSLEMS.

DISTRICT AND SUB-DISTRICT	POPULATION DEALT WITH			NUMBER OF CASES OF AFFLICTION			INSANE						BLIND OF ONE EYE						TOTALLY BLIND						TOTALLY DEAF						DEAF AND DUMB						
	Males		Females	Persons		Males	Females	Persons		Males		Females	Persons		Males		Females	Persons		Males		Females	Persons		Males		Females	Persons		Males		Females					
	2	3	4	5	6	7	8	9	10	11	12	13	14	15	16	17	18	19	20	21	22	23	24	25	26	27	28	29	30	31	32	33	34	35	36	37	
<b>I</b>																																					
<b>PALESTINE .....</b>	<b>693,159</b>	<b>352,172</b>	<b>340,987</b>	<b>26,736</b>	<b>13,655</b>	<b>13,080</b>	<b>453</b>	<b>16</b>	<b>279</b>	<b>10</b>	<b>174</b>	<b>6</b>	<b>17,415</b>	<b>116</b>	<b>9,409</b>	<b>60</b>	<b>8,006</b>	<b>56</b>	<b>7,356</b>	<b>299</b>	<b>3,111</b>	<b>175</b>	<b>4,245</b>	<b>124</b>	<b>1,197</b>	<b>61</b>	<b>653</b>	<b>43</b>	<b>544</b>	<b>18</b>	<b>314</b>	<b>109</b>	<b>203</b>	<b>74</b>	<b>111</b>	<b>35</b>	
<b>I. SOUTHERN DISTRICT .....</b>	<b>210,322</b>	<b>107,931</b>	<b>102,391</b>	<b>12,077</b>	<b>6,014</b>	<b>6,063</b>	<b>97</b>	<b>1</b>	<b>65</b>	<b>1</b>	<b>32</b>	<b>...</b>	<b>8,192</b>	<b>46</b>	<b>4,272</b>	<b>18</b>	<b>3,920</b>	<b>28</b>	<b>3,354</b>	<b>77</b>	<b>1,427</b>	<b>44</b>	<b>1,927</b>	<b>33</b>	<b>351</b>	<b>16</b>	<b>194</b>	<b>13</b>	<b>157</b>	<b>3</b>	<b>83</b>	<b>22</b>	<b>56</b>	<b>14</b>	<b>27</b>	<b>8</b>	
1. Gaza	92,785	46,117	46,668	6,470	3,030	3,440	51	1	34	1	17	...	4,372	43	2,124	152	2,48	281	1,816	37	747	181	1,069	19	192	9	101	7	91	2	39	11	24	7	15	4	
2. Beersheba	2,998	1,578	1,418	124	74	50	...	...	...	...	...	...	65	...	40	25	...	...	45	...	24	...	21	...	...	2	...	1	...	1	...	...	9	3	1	...	
3. Jaffa	60,510	32,480	28,030	2,047	1,146	901	21	...	...	...	...	...	1,461	...	859	2	602	...	480	...	218	...	262	...	...	68	...	44	...	1	...	6	11	3	6	3	
4. Ramle	54,101	27,756	26,345	3,486	1,764	1,672	25	...	...	...	...	...	2,294	1	1,249	1	1,045	...	1,013	30	438	18	575	12	...	89	5	48	5	41	...	4	12	4	3	...	
<b>II. JERUSALEM DISTRICT .....</b>	<b>163,947</b>	<b>83,012</b>	<b>80,935</b>	<b>6,945</b>	<b>3,531</b>	<b>3,414</b>	<b>105</b>	<b>2</b>	<b>54</b>	<b>1</b>	<b>51</b>	<b>1</b>	<b>4,673</b>	<b>31</b>	<b>2,524</b>	<b>18</b>	<b>2,149</b>	<b>13</b>	<b>1,795</b>	<b>68</b>	<b>749</b>	<b>43</b>	<b>1,046</b>	<b>25</b>	<b>295</b>	<b>13</b>	<b>157</b>	<b>6</b>	<b>138</b>	<b>7</b>	<b>77</b>	<b>23</b>	<b>47</b>	<b>15</b>	<b>30</b>	<b>8</b>	
5. Hebron	65,363	32,851	32,512	3,204	1,609	1,595	44	1	23	...	21	1	2,103	13	1,136	7	967	6	882	22	354	14	528	8	...	140	7	77	3	63	4	35	7	19	4	16	3
6. Bethchem	6,103	3,158	2,945	209	121	88	19	...	...	...	...	...	127	...	80	...	47	...	54	...	24	...	30	...	...	...	...	...	...	...	...	...	...	...	...	...	...
7. Jerusalem	57,782	29,782	27,980	2,085	1,075	960	27	1	14	1	13	...	1,391	16	772	10	619	6	511	21	232	13	279	8	...	78	1	40	...	38	1	28	12	17	8	11	4
8. Jericho	2,822	1,691	1,131	35	18	17	2	...	...	...	...	...	22	...	12	...	10	...	7	...	2	...	5	...	...	...	...	...	...	...	...	...	...	...	...	...	
9. Ramallah	31,897	15,530	16,367	1,462	708	754	18	...	...	...	...	...	1,030	...	524	1	506	1	341	25	137	16	204	9	...	69	5	35	3	34	2	9	4	7	3	2	1
<b>III. NORTHERN DISTRICT .....</b>	<b>318,890</b>	<b>161,229</b>	<b>157,661</b>	<b>7,713</b>	<b>4,110</b>	<b>3,603</b>	<b>251</b>	<b>13</b>	<b>160</b>	<b>8</b>	<b>91</b>	<b>5</b>	<b>4,550</b>	<b>39</b>	<b>2,613</b>	<b>24</b>	<b>1,937</b>	<b>15</b>	<b>2,207</b>	<b>154</b>	<b>935</b>	<b>88</b>	<b>1,272</b>	<b>66</b>	<b>551</b>	<b>32</b>	<b>302</b>	<b>24</b>	<b>249</b>	<b>8</b>	<b>154</b>	<b>64</b>	<b>100</b>	<b>45</b>	<b>54</b>	<b>19</b>	
10. Tulkarm	45,290	22,820	22,470	1,554	844	710	28	4	20	4	8	...	1,010	4	595	1	415	3	427	25	176	9	251	16	...	72	2	43	2	29	...	17	5	10	4	7	1
11. Nablus	67,098	32,966	34,132	1,379	760	634	53	2	34	1	19	1	806	11	472	8	334	3	392	44	183	27	209	17	...	91	6	48	4	43	2	37	19	23	13	14	6
12. Jenin	40,555	19,853	20,702	1,242	608	634	33	...	...	...	...	...	813	3	423	2	390	1	392	14	126	7	197	7	...	59	1	29	1	30	...	14	10	10	8	4	2
13. Nazareth	18,019	8,806	9,213	510	249	261	13	...	...	...	...	...	290	...	147	3	143	1	148	19	65	12	83	7	...	51	5	23	5	28	...	8	3	7	2	4	1
14. Beisan	12,672	6,656	6,016	255	134	121	14	...	...	...	...	...	144	4	85	3	59	1	67	6	26	4	41	2	...	21	1	10	1	11	...	9	4	4	2	5	2
15. Tiberias	16,546	8,460	8,086	294	163	131	15	...	...	...	...	...	148	...	90	...	58	...	89	4	36	2	53	2	...	32	...	21	...	11	...	10	6	5	3	3	
16. Haifa	52,830	28,181	24,649	1,125	626	499	36	5	18	3	18	2	659	...	384	...	275	...	317	14	145	10	172	4	...	92	11	9	...	31	...	21	7	18	6	3	
17. Acre	31,905	16,582	15,323	809	455	354	38	...	...	...	...	...	418	...	275	2	143	...	275	15	112	6	163	9	...	57	1	25	...	32	...	21	5	13	3	2	
18. Safad	33,975	16,905	17,070	545	271	274	21	...	...	...	...	...	262	6	142	3	120	...	169	13	66	11	103	2	...	76	5	42	...	34	...	17	5	10	4	7	1



TABLE XV.  
 Infirmitics. Part III.—Distribution by districts and sub-districts for each main religion.

JEW'S.

DISTRICT AND SUB-DISTRICT	POPULATION DEALT WITH			NUMBER OF CASES OF AFFLICTION			BLIND OF ONE EYE						TOTALLY BLIND						TOTALLY DEAF						DEAF AND DUMB												
	Persons	Males	Females	Persons	Males	Females	Total	Persons	Males		Females		Total	Persons	Males		Females		Total	Persons	Males		Females		Total	Persons	Males		Females		Total	Persons	Males		Females		Total
									From birth	Total	From birth	Total			From birth	Total	From birth	Total			From birth	Total	From birth	Total			From birth	Total	From birth	Total			From birth	Total	From birth	Total	
I	2	3	4	5	6	7	8	9	10	11	12	13	14	15	16	17	18	19	20	21	22	23	24	25	26	27	28	29	30	31	32	33	34	35	36	37	
PALESTINE .....	174,610	88,100	86,510	1,156	597	559	249	1	118	...	131	1	454	5	253	3	201	2	244	3	131	2	113	1	163	2	71	1	92	1	46	6	24	3	22	3	
I. SOUTHERN DISTRICT .....	78,723	39,827	38,896	270	143	127	51	...	27	...	24	...	102	1	65	1	37	...	38	...	18	...	20	...	62	1	26	1	36	...	17	3	7	2	10	1	
1. Gaza Sub-district	421	240	181	1	1	...	...	...	...	...	...	...	1	...	1	...	...	...	...	...	...	...	...	...	...	...	...	...	...	...	...	...	...	...	...	...	...
2. Beersheba Sub-district	17	9	8	...	...	...	...	...	...	...	...	...	...	...	...	...	...	...	...	...	...	...	...	...	...	...	...	...	...	...	...	...	...	...	...	...	...
3. Jaffa Sub-district	69,789	35,008	34,781	239	123	116	51	...	27	...	24	...	88	1	51	1	35	...	35	...	16	...	19	...	53	1	23	1	30	...	14	1	6	1	8	...	...
4. Ramle Sub-district	8,496	4,570	3,926	30	19	11	...	...	...	...	...	...	15	...	13	...	2	...	3	...	2	...	1	...	9	...	3	...	6	...	8	2	1	1	2	1	...
II. JERUSALEM DISTRICT .....	54,959	26,894	28,065	682	349	333	175	...	80	...	95	...	257	4	138	2	119	2	160	1	89	1	71	...	71	...	32	...	39	...	19	3	10	1	9	2	...
5. Hebron Sub-district	135	72	63	3	3	...	...	...	...	...	...	...	2	...	2	...	...	...	1	...	1	...	...	...	...	...	...	...	...	...	...	...	...	...	...	...	...
6. Bethlehem Sub-district	42	22	20	35	21	14	...	...	21	...	14	...	...	...	...	...	...	...	...	...	...	...	...	...	...	...	...	...	...	...	...	...	...	...	...	...	...
7. Jerusalem Sub-district	54,538	26,573	27,965	644	325	319	140	...	59	...	81	...	...	...	136	2	119	2	159	1	88	1	71	...	71	...	32	...	39	...	19	3	10	1	9	2	...
8. Jericho Sub-district	243	227	16	...	...	...	...	...	...	...	...	...	...	...	...	...	...	...	...	...	...	...	...	...	...	...	...	...	...	...	...	...	...	...	...	...	...
9. Ramallah Sub-district	1	...	1	...	...	...	...	...	...	...	...	...	...	...	...	...	...	...	...	...	...	...	...	...	...	...	...	...	...	...	...	...	...	...	...	...	...
III. NORTHERN DISTRICT .....	40,928	21,379	19,549	204	105	99	23	1	11	...	12	1	95	...	50	...	45	...	46	2	24	1	22	1	30	1	13	...	17	1	10	...	7	...	3	...	
10. Tulkarm Sub-district	666	434	232	1	1	...	...	...	...	...	...	...	1	...	1	...	...	...	...	...	...	...	...	...	...	...	...	...	...	...	...	...	...	...	...	...	...
11. Nablus Sub-district	10	7	3	...	...	...	...	...	...	...	...	...	...	...	...	...	...	...	...	...	...	...	...	...	...	...	...	...	...	...	...	...	...	...	...	...	...
12. Jenin Sub-district	4	2	2	...	...	...	...	...	...	...	...	...	...	...	...	...	...	...	...	...	...	...	...	...	...	...	...	...	...	...	...	...	...	...	...	...	...
13. Nazareth Sub-district	3,172	1,629	1,543	4	4	...	...	...	...	...	...	...	4	...	4	...	...	...	...	...	...	...	...	...	...	...	...	...	...	...	...	...	...	...	...	...	...
14. Beisan Sub-district	1,950	1,102	848	6	5	...	...	...	...	...	...	...	5	...	4	...	1	...	...	...	...	...	...	...	...	...	...	...	...	...	...	...	...	...	...	...	...
15. Tiberias Sub-district	7,785	3,921	3,864	87	35	52	9	1	4	...	5	1	33	...	11	...	22	...	29	1	13	...	16	1	14	1	6	...	8	1	2	...	1	...	1	...	
16. Haifa Sub-district	23,367	12,286	11,081	69	34	35	6	...	2	...	4	...	38	...	20	...	18	...	10	...	5	...	5	...	8	...	2	...	6	...	7	...	5	...	2	...	
17. Acre Sub-district	296	162	134	4	4	...	2	...	2	...	...	...	1	...	1	...	...	...	1	...	1	...	...	...	...	...	...	...	...	...	...	...	...	...	...	...	...
18. Safad Sub-district	8,678	1,836	1,842	33	22	11	6	...	3	...	3	...	13	...	9	...	4	...	5	...	4	...	1	...	8	...	5	...	3	...	1	...	1	...	...	...	

\*Government Asylum.



## TABLE XVI.

## OCCUPATION OR MEANS OF LIVELIHOOD.

For the purpose of this table a scheme of classification, based on that of Monsieur Jacques Bertillon, has been adopted. All occupations are divided according to this scheme into four main classes, and are sub-divided into twelve sub-classes, fifty eight orders and one hundred and eighty one groups. Further explanation is given in Chapter XI of the Report Volume.

The table is divided into two principal parts, namely,—

- Part (I) General summary of occupations by main religions for the country as a whole and for the four principal towns, Jaffa, Tel Aviv, Jerusalem and Haifa.  
Part (II) The details of occupations for each administrative district and sub-district and for each of the four principal towns.

Each part of the table is divided into two sections, namely,—

- (a) that relating to the settled population ; and  
(b) that relating to the nomadic population.

It was not possible statistically to combine the results in one tabular manifold, because the question addressed to the settled population was not identical with that addressed to the nomadic population. Nevertheless, the nomadic population is engaged principally in agricultural and pastoral occupations which have been classified as nearly as possible on the lines of the Bertillon system. Those, who so desire, may easily combine the two sections of each part of the table, and no great error is involved in statistical examination of the results for the total population.

The column headed "Partly Agriculturists" gives the details of earners who derive their principal livelihood from one form of occupation, and who augment their means of subsistence by following, as a subsidiary occupation, one of the following agricultural pursuits:—

- Group (1) Income from rent of agricultural land ;  
Group (2) Ordinary cultivators ;  
Group (5) Farm servants and field labourers and watchers.

Since persons returned as following a subsidiary agricultural occupation are enumerated as earners in the appropriate columns of the table, the numbers of persons returned as "Partly Agriculturists" are included in the several totals for the groups and are not additive horizontally. Thus, if there be a total of  $M$  earners in Group  $P$ , and  $N$  are shown as "Partly Agriculturists", the interpretation is:—

- "Of  $M$  earners following occupation  $P$ ,  $N$  are augmenting their livelihood by following subsidiary agricultural occupations, either:—  
" (i) as receivers of rent of agricultural land ; or  
" (ii) as ordinary cultivators ; or  
" (iii) as farm servants and field labourers and watchers."

TABLE XVI.

Occupation or means of livelihood. Part I(a).—General table.—Summary.—Settled population

GROUP NUMBER	OCCUPATION	ALL RELIGIONS						MOSLEMS					
		Total earners .. .. . 280,938 Total working dependants .. 81,016 Total non-working dependants .. 607,314 Total population .. .. . 969,268						Total earners .. .. . 182,296 Total working dependants .. 64,695 Total non-working dependants .. 446,168 Total population .. .. . 693,159					
		Total earners and dependants	EARNERS				Total working and non-working dependants	Total earners and dependants	EARNERS				Total working and non-working dependants
			Total following each occupation as principal		Partly agriculturists				Total following each occupation as principal		Partly agriculturists		
		Males	Females	Males	Females			Males	Females	Males	Females		
1	2	3	4	5	6	7	8	9	10	11	12	13	14
	<b>TOTAL ALL CLASSES .....</b>	<b>969,268</b>	<b>246,921</b>	<b>34,017</b>	<b>6,360</b>	<b>344</b>	<b>688,330</b>	<b>693,159</b>	<b>168,598</b>	<b>13,698</b>	<b>5,467</b>	<b>230</b>	<b>510,863</b>
	<b>A. PRODUCTION OF RAW MATERIALS</b>	<b>527,950</b>	<b>125,346</b>	<b>11,616</b>	<b>4,431</b>	<b>244</b>	<b>390,988</b>	<b>474,256</b>	<b>109,134</b>	<b>8,463</b>	<b>3,874</b>	<b>157</b>	<b>356,659</b>
	<b>I. EXPLOITATION OF THE SURFACE OF THE EARTH .....</b>	<b>519,937</b>	<b>122,993</b>	<b>11,598</b>	<b>4,298</b>	<b>243</b>	<b>385,346</b>	<b>468,196</b>	<b>107,462</b>	<b>8,451</b>	<b>3,755</b>	<b>156</b>	<b>352,283</b>
	<b>1. PASTURE AND AGRICULTURE .....</b>	<b>517,032</b>	<b>122,206</b>	<b>11,593</b>	<b>4,284</b>	<b>243</b>	<b>383,233</b>	<b>465,541</b>	<b>106,745</b>	<b>8,448</b>	<b>3,741</b>	<b>156</b>	<b>350,348</b>
	(a) <i>Ordinary Cultivation .....</i>	<b>440,084</b>	<b>99,277</b>	<b>9,488</b>	<b>1,939</b>	<b>94</b>	<b>331,319</b>	<b>406,520</b>	<b>90,000</b>	<b>7,337</b>	<b>1,796</b>	<b>62</b>	<b>309,183</b>
1	Income from rent of agricultural land .....	18,428	3,795	1,516	228	16	13,117	17,588	3,609	1,418	226	16	12,559
2	Ordinary cultivators .....	322,847	65,786	4,740	1,373	51	252,321	297,761	59,798	3,392	1,259	33	234,571
3	Agents, managers of estates, clerks, rent collectors, etc .....	1,049	361	21	9	...	667	143	42	...	4	...	101
4	Agricultural instructors not in educational institutions .....	15	4	3	...	...	8	6	1	...	...	...	5
5	Farm servants and field labourers and watchers.	97,745	29,331	3,208	329	27	65,206	91,024	26,550	2,527	307	13	61,947
	(b) <i>Growers of Special Products and Market Gardening .....</i>	<b>51,476</b>	<b>14,427</b>	<b>1,583</b>	<b>2,000</b>	<b>136</b>	<b>35,466</b>	<b>35,058</b>	<b>8,719</b>	<b>711</b>	<b>1,615</b>	<b>84</b>	<b>25,628</b>
6	Orange growers .....	12,632	3,578	232	328	3	8,872	7,357	1,917	83	199	...	5,357
7	Fruit, flower, vegetable, vine, etc., growers and pickers. Floriculturists and nurserymen ...	38,794	10,849	1,351	1,672	133	26,594	27,701	6,802	628	1,416	84	20,271
	(c) <i>Forestry .....</i>	<b>1,670</b>	<b>428</b>	<b>26</b>	<b>24</b>	<b>...</b>	<b>1,216</b>	<b>1,532</b>	<b>383</b>	<b>24</b>	<b>24</b>	<b>...</b>	<b>1,125</b>
8	Forest officers, rangers, guards, etc .....	252	70	5	1	...	177	187	47	4	1	...	136
9	Woodcutters, firewood collectors and charcoal burners .....	1,418	358	21	23	...	1,039	1,345	336	20	23	...	989
	(d) <i>Raising of Farm Stock and Stud Service .....</i>	<b>23,179</b>	<b>7,904</b>	<b>322</b>	<b>318</b>	<b>11</b>	<b>14,953</b>	<b>22,199</b>	<b>7,589</b>	<b>300</b>	<b>304</b>	<b>10</b>	<b>14,310</b>
10	Cattle and buffalo breeders and keepers .....	2,568	585	83	90	1	1,900	2,250	500	77	90	1	1,673
11	Sheep, goat and pig breeders .....	9,294	2,199	222	173	10	6,863	8,983	2,123	209	163	9	6,651
12	Breeders and trainers of other animals (horses, mules, camels, donkeys, etc) .....	229	42	2	2	...	185	209	36	2	2	...	171
13	Advisers in stock raising and dairy production and poultry breeders .....	1	1	...	...	...	...	...	...	...	...	...	...
14	Herdsmen, shepherds, goatherds, etc .....	11,097	5,077	15	53	...	6,005	10,757	4,930	12	49	...	5,815
	(e) <i>Raising of Small Animals .....</i>	<b>430</b>	<b>85</b>	<b>174</b>	<b>3</b>	<b>2</b>	<b>171</b>	<b>189</b>	<b>40</b>	<b>76</b>	<b>2</b>	<b>...</b>	<b>73</b>
15	Breeders of birds, bees, silk worms, and poultry farmers, rearers and sellers of leeches .....	430	85	174	3	2	171	189	40	76	2	...	73
	(f) <i>Agricultural Machines Service .....</i>	<b>193</b>	<b>85</b>	<b>...</b>	<b>...</b>	<b>...</b>	<b>108</b>	<b>43</b>	<b>14</b>	<b>...</b>	<b>...</b>	<b>...</b>	<b>29</b>
16	Owners, lessors, and drivers of agricultural machines .....	193	85	...	...	...	108	43	14	...	...	...	29
	<b>2. FISHING AND HUNTING .....</b>	<b>2,905</b>	<b>787</b>	<b>5</b>	<b>14</b>	<b>...</b>	<b>2,113</b>	<b>2,655</b>	<b>717</b>	<b>3</b>	<b>14</b>	<b>...</b>	<b>1,935</b>
17	Fishing .....	2,855	775	4	14	...	2,076	2,629	709	3	14	...	1,917
18	Hunting .....	50	12	1	...	...	37	26	8	...	...	...	18
19	2 (a) <i>Nomads .....</i> Nomads (See section (b). Part I.) .....	...	...	...	...	...	...	...	...	...	...	...	...
	<b>II. EXTRACTION OF MINERALS .....</b>	<b>8,013</b>	<b>2,353</b>	<b>18</b>	<b>133</b>	<b>1</b>	<b>5,642</b>	<b>6,060</b>	<b>1,672</b>	<b>12</b>	<b>119</b>	<b>1</b>	<b>4,376</b>
	<b>3. MINES .....</b>	<b>11</b>	<b>1</b>	<b>...</b>	<b>...</b>	<b>...</b>	<b>10</b>	<b>3</b>	<b>...</b>	<b>...</b>	<b>...</b>	<b>...</b>	<b>3</b>
20	Metallic minerals .....	11	1	...	...	...	10	3	...	...	...	...	3
	<b>4. QUARRIES OF HARD ROCKS .....</b>	<b>7,794</b>	<b>2,219</b>	<b>17</b>	<b>124</b>	<b>1</b>	<b>5,558</b>	<b>6,031</b>	<b>1,661</b>	<b>12</b>	<b>119</b>	<b>1</b>	<b>4,358</b>
21	Other minerals (stone, limestone, sulphur, gypsum) and zifzif .....	7,794	2,219	17	124	1	5,558	6,031	1,661	12	119	1	4,358

TABLE XVI.

Occupation or means of livelihood. Part I(a).—General table.—Summary.—Settled population

JEWS					CHRISTIANS							OTHERS					
Total earners . . . . . 66,683					Total earners . . . . . 29,117							Total earners . . . . . 2,842					
Total working dependants . . . . . 11,754					Total working dependants . . . . . 4,283							Total working dependants . . . . . 284					
Total non-working dependants . . . . . 96,173					Total non-working dependants . . . . . 57,998							Total non-working dependants . . . . . 6,975					
Total population . . . . . 174,610					Total population . . . . . 91,398							Total population . . . . . 10,101					
Total earners and dependants	EARNERS				Total working and non-working dependants	Total earners and dependants	EARNERS				Total working and non-working dependants	Total earners and dependants	EARNERS				Total working and non-working dependants
	Total following each occupation as principal		Partly agriculturists				Total following each occupation as principal		Partly agriculturists				Total following each occupation as principal		Partly agriculturists		
	Males	Females	Males	Females			Males	Females	Males	Females			Males	Females	Males	Females	
15	16	17	18	19	20	21	22	23	24	25	26	27	28	29	30	31	32
174,610	51,690	14,993	423	91	107,927	91,398	24,127	4,990	379	22	62,281	10,101	2,506	336	91	1	7,259
27,835	10,301	2,419	298	72	15,115	17,818	4,019	567	180	14	13,232	8,041	1,892	167	79	1	5,982
27,017	9,891	2,415	288	72	14,711	16,794	3,775	565	176	14	12,454	7,930	1,865	167	79	1	5,898
26,939	9,868	2,415	288	72	14,656	16,624	3,729	563	176	14	12,332	7,928	1,864	167	79	1	5,897
14,214	4,950	1,630	85	26	7,634	12,409	2,748	400	43	5	9,261	6,941	1,579	121	15	1	5,241
24	8	2	1	...	14	718	154	82	1	...	482	100	24	14	...	...	62
9,039	2,601	1,068	64	16	5,370	10,159	2,149	227	36	1	7,783	5,888	1,238	53	14	1	4,597
842	292	21	5	...	529	58	24	...	...	...	34	6	3	...	...	...	3
9	3	3	...	...	3	...	...	...	...	...	...	...	...	...	...	...	...
4,800	2,046	536	15	10	1,718	1,474	421	91	6	4	962	947	314	54	1	...	579
11,978	4,688	687	202	44	6,603	3,764	855	143	126	8	2,766	676	165	42	57	...	469
4,718	1,493	128	114	2	3,092	601	165	21	13	1	415	11	3	...	2	...	8
7,265	3,195	559	88	42	3,511	3,163	690	122	113	7	2,351	665	162	42	55	...	461
71	24	1	...	...	46	41	12	...	...	...	29	26	9	1	...	...	16
28	12	1	...	...	15	30	9	...	...	...	21	7	2	...	...	...	5
43	12	...	...	...	31	11	3	...	...	...	8	19	7	1	...	...	11
311	96	6	...	...	209	386	108	15	7	1	263	283	111	1	7	...	171
210	59	4	...	...	147	86	18	2	...	...	66	22	8	...	...	...	14
23	8	1	...	...	14	193	47	11	4	1	135	85	21	1	6	...	63
19	5	...	...	...	14	1	1	...	...	...	...	...	...	...	...	...	...
1	1	...	...	...	...	...	...	...	...	...	...	...	...	...	...	...	...
58	23	1	...	...	34	106	42	2	3	...	62	176	82	...	1	...	94
218	41	91	1	2	86	21	4	5	...	...	12	2	...	2	...	...	...
218	41	91	1	2	86	21	4	5	...	...	12	2	...	2	...	...	...
147	69	...	...	...	78	3	2	...	...	...	1	...	...	...	...	...	...
147	69	...	...	...	78	3	2	...	...	...	1	...	...	...	...	...	...
78	23	...	...	...	55	170	46	2	...	...	122	2	1	...	...	...	1
78	22	...	...	...	54	148	43	1	...	...	104	2	1	...	...	...	1
2	1	...	...	...	1	22	3	1	...	...	18	...	...	...	...	...	...
...	...	...	...	...	...	...	...	...	...	...	...	...	...	...	...	...	...
818	410	4	10	...	404	1,024	244	2	4	...	778	111	27	...	...	...	84
3	...	...	...	...	3	5	1	...	...	...	4	...	...	...	...	...	...
3	...	...	...	...	3	5	1	...	...	...	4	...	...	...	...	...	...
646	294	3	1	...	349	1,011	241	2	4	...	768	106	23	...	...	...	83
646	294	3	1	...	349	1,011	241	2	4	...	768	106	23	...	...	...	83

TABLE XVI.

Occupation or means of livelihood. Part I (a).—General table.—Summary.—Settled population

GROUP NUMBER	OCCUPATION	ALL RELIGIONS						MOSLEMS					
		Total earners .. .. . 280,938						Total earners .. .. . 182,296					
		Total working dependents .. 81,016						Total working dependents .. 64,695					
		Total non working dependents .. 607,314						Total non working dependents .. 446,168					
Total population .. .. . 969,268						Total population .. .. . 693,159							
Total earners and dependents	EARNERS				Total working and non-working dependents	Total earners and dependents	EARNERS				Total working and non-working dependents		
	Total following each occupation as principal		Partly agriculturists				Total following each occupation as principal		Partly agriculturists				
	Males	Females	Males	Females			Males	Females	Males	Females			
3	4	5	6	7	8	9	10	11	12	13	14		
	5. SALT. etc. ....	208	133	1	9	...	74	26	11	...	...	...	15
22	Rock, sea and marsh salt .....	86	16	...	...	...	20	3	2	...	...	...	1
23	Extraction of minerals soluble in water .....	172	117	1	9	...	54	23	9	...	...	...	14
24	Extraction of bitumen from Dead Sea .....	...	...	...	...	...	...	...	...	...	...	...	...
	<b>B. PREPARATION AND SUPPLY OF MATERIAL SUBSTANCES.....</b>	<b>280,815</b>	<b>78,880</b>	<b>8,121</b>	<b>1,321</b>	<b>44</b>	<b>193,814</b>	<b>152,903</b>	<b>41,826</b>	<b>1,716</b>	<b>1,110</b>	<b>37</b>	<b>109,361</b>
	<b>III. INDUSTRY .....</b>	<b>133,598</b>	<b>38,516</b>	<b>5,848</b>	<b>494</b>	<b>15</b>	<b>89,234</b>	<b>61,488</b>	<b>17,236</b>	<b>1,047</b>	<b>376</b>	<b>8</b>	<b>43,205</b>
	6. TEXTILES. ....	5,418	1,378	460	19	2	3,580	4,153	1,064	111	19	...	2,978
25	Cotton weaving, spinning, carding and cleaning	1,757	523	15	4	...	1,219	1,681	499	4	4	...	1,178
26	Cotton carpet weaving .....	29	9	6	...	...	14	8	4	1	...	...	3
27	Rope, twine and string .....	180	25	14	...	...	91	90	17	2	...	...	71
28	Other fibres, (flax, hemp, straw, etc.).....	1,584	370	80	4	...	1,134	1,561	364	77	4	...	1,120
29	Wool carders, spinners, weavers of woollen goods, carpets, etc .....	388	96	44	9	...	248	188	48	12	9	...	128
30	Silk spinners and weavers .....	47	13	4	...	...	30	17	3	...	...	...	14
31	Hair, camel and horse hair, bristles work, brush makers, etc .....	154	44	2	1	...	108	91	21	1	1	...	69
32	Persons occupied with feathers .....	4	1	2	...	...	1	2	...	1	...	...	1
33	Hosiery knitters and textile weavers .....	585	149	184	...	1	252	11	...	1	...	...	10
34	Dyeing, bleaching, printing, preparation and sponging of textiles .....	466	109	6	1	...	351	408	90	...	1	...	318
35	Other (lace, crape, fringes, embroideries, etc.) and insufficiently described textile industries.	274	39	103	...	1	132	96	18	12	...	...	66
	7. HIDES, SKINS AND HARD MATERIALS FROM THE ANIMAL KINGDOM .....	1,594	393	74	6	...	1,127	845	184	13	3	...	648
36	Tanners, curriers, leather dressers, etc., and blood boilers .....	561	135	6	2	...	420	409	91	2	1	...	316
37	Leather dyers .....	104	22	1	...	...	81	91	18	1	...	...	72
38	Makers of leather articles .....	187	45	9	1	...	83	12	2	...	...	...	10
39	Furriers.....	224	61	5	...	...	158	179	44	2	...	...	133
40	Bone, ivory, horn, shell, etc., workers, catgut string preparer .....	568	130	53	3	...	385	154	29	8	2	...	117
	8 WOOD.....	14,634	4,476	59	62	...	10,099	6,386	1,749	26	35	...	4,611
41	Sawyers, carpenters, turners, and joiners, etc.	13,215	4,131	26	55	...	9,058	5,242	1,479	3	28	...	3,760
42	Basket makers and other industries of woody material and cork goods including leaves, wicker workers, makers of brooms, gut sieves, etc.	1,419	345	33	7	...	1,041	1,144	270	23	7	...	851
	9. METALS .....	9,887	3,014	59	14	...	6,814	4,812	1,431	12	7	...	3,369
43	Forging and rolling of wire and other materials.	48	14	1	...	...	33	13	4	...	...	...	9
44	Plough and agricultural implement makers...	55	16	1	...	...	38	41	13	1	...	...	27
45	Makers of arms, guns, cutlery .....	94	21	1	...	...	72	61	16	...	...	...	45
46	Makers of sieves and other workers in iron and makers of implements and tools principally or exclusively of iron .....	6,866	2,127	46	13	...	4,693	3,661	1,068	9	7	...	2,584
47	Workers in brass, copper, and bell metal .....	685	201	1	1	...	483	327	113	...	...	...	214
48	Workers in other metals (tin, zinc, lead, mercury, etc.).....	2,132	633	8	...	...	1,491	705	216	1	...	...	488
49	Workers in mints, die-sinkers, etc .....	7	2	1	...	...	4	4	1	1	...	...	2
	10. CERAMICS .....	3,023	852	107	8	2	2,064	1,023	261	22	3	1	740
50	Makers of glass and crystal ware.....	108	33	2	1	...	73	29	6	...	...	...	23
51	Makers of porcelain and crockery .....	23	7	2	...	...	14	2	2	...	...	...	...
52	Potters and earthen pipe and bowl makers ...	883	211	25	2	1	647	782	180	21	2	1	581
53	Brick and tile makers .....	921	303	8	5	...	610	179	63	1	1	...	115
54	Others (mosaic, talc, mica, workers). Artificial teeth manufacturers and dental mechanics, mother-of-pearl workers .....	1,088	298	70	...	1	720	31	10	...	...	...	21

TABLE XVI.

Occupation or means of livelihood. Part I(a).—General table.—Summary.—Settled population

JEWS					CHRISTIANS					OTHERS							
Total earners . . . . . 66,683					Total earners . . . . . 29,117					Total earners . . . . . 2,842							
Total working dependants . . . . . 11,754					Total working dependants . . . . . 4,283					Total working dependants . . . . . 284							
Total non-working dependants . . . . . 96,173					Total non-working dependants . . . . . 57,998					Total non-working dependants . . . . . 6,975							
Total population . . . . . 174,610					Total population . . . . . 91,398					Total population . . . . . 10,101							
Total earners and dependants	EARNERS				Total working and non-working dependants	Total earners and dependants	EARNERS				Total working and non-working dependants	Total earners and dependants	EARNERS				Total working and non-working dependants
	Total following each occupation as principal		Partly agriculturists				Total following each occupation as principal		Partly agriculturists				Total following each occupation as principal		Partly agriculturists		
	Males	Females	Males	Females			Males	Females	Males	Females			Males	Females	Males	Females	
15	16	17	18	19	20	21	22	23	24	25	26	27	28	29	30	31	32
169	116	1	9	...	52	8	2	...	...	...	6	5	4	...	...	...	1
29	13	...	...	...	16	4	1	...	...	...	3	...	...	...	...	...	...
140	103	1	9	...	36	4	1	...	...	...	3	5	4	...	...	...	1
...	...	...	...	...	...	...	...	...	...	...	...	...	...	...	...	...	...
37,917	26,246	5,148	84	5	56,523	39,026	10,491	1,224	115	2	27,311	969	317	33	12	...	619
49,623	15,417	3,818	67	5	30,388	22,019	5,691	955	48	2	15,373	468	172	28	3	...	268
1,131	290	301	...	1	540	123	19	44	...	1	60	11	5	4	...	...	2
59	18	6	...	...	35	15	5	5	...	...	5	2	1	...	...	...	1
13	3	3	...	...	7	8	2	2	...	...	4	...	...	...	...	...	...
40	8	12	...	...	20	...	...	...	...	...	...	...	...	...	...	...	...
17	5	2	...	...	10	6	1	1	...	...	4	...	...	...	...	...	...
173	43	28	...	...	102	27	5	4	...	...	18	...	...	...	...	...	...
30	10	4	...	...	16	...	...	...	...	...	...	...	...	...	...	...	...
63	23	1	...	...	39	...	...	...	...	...	...	...	...	...	...	...	...
2	1	1	...	...	...	...	...	...	...	...	...	...	...	...	...	...	...
564	146	178	...	1	240	3	...	2	...	...	1	7	3	3	...	...	1
44	12	6	...	...	26	13	6	...	...	...	7	1	1	...	...	...	...
126	21	60	...	...	45	51	...	30	...	1	21	1	...	1	...	...	...
255	85	15	1	...	155	492	123	46	2	...	323	2	1	...	...	...	1
104	31	3	1	...	70	47	13	1	...	...	33	1	...	...	...	...	1
4	2	...	...	...	2	9	2	...	...	...	7	...	...	...	...	...	...
117	40	9	...	...	68	7	2	...	1	...	5	1	1	...	...	...	...
28	11	3	...	...	14	17	6	...	...	...	11	...	...	...	...	...	...
2	1	...	...	...	1	412	100	45	1	...	267	...	...	...	...	...	...
5,197	1,865	23	13	...	3,309	3,006	842	10	13	...	2,154	45	20	...	1	...	25
5,008	1,813	16	13	...	3,174	2,925	819	7	13	...	2,099	45	20	...	1	...	25
194	52	7	...	...	135	81	23	3	...	...	55	...	...	...	...	...	...
2,937	953	25	4	...	1,959	2,100	618	21	3	...	1,461	38	12	1	...	...	25
30	8	1	...	...	21	5	2	...	...	...	3	...	...	...	...	...	...
5	1	...	...	...	4	9	2	...	...	...	7	...	...	...	...	...	...
12	2	1	...	...	9	21	3	...	...	...	18	...	...	...	...	...	...
1,627	575	15	4	...	1,037	1,563	479	21	2	...	1,063	15	5	1	...	...	9
62	18	1	...	...	43	274	64	...	1	...	210	22	6	...	...	...	16
1,200	348	7	...	...	845	226	68	...	...	...	158	1	1	...	...	...	...
1	1	...	...	...	...	2	...	...	...	...	2	...	...	...	...	...	...
940	354	53	3	1	533	1,059	236	32	2	...	791	1	1	...	...	...	...
76	27	2	1	...	47	3	...	...	...	...	3	...	...	...	...	...	...
5	1	...	...	...	4	16	4	2	...	...	10	...	...	...	...	...	...
34	15	...	...	...	19	67	16	4	...	...	47	...	...	...	...	...	...
493	175	7	2	...	311	243	64	...	2	...	184	...	...	...	...	...	...
332	136	44	...	1	152	725	152	26	...	...	547	1	1	...	...	...	...

TABLE XVI.

Occupation or means of livelihood. Part I (a).—General table.—Summary.—Settled population

GROUP NUMBER	OCCUPATION	ALL RELIGIONS						MOSLEMS					
		Total earners .. .. . 280,938 Total working dependents .. 81,016 Total non working dependents .. 607,314 Total population .. . . . 969,268						Total earners .. .. . 182,296 Total working dependents .. 64,695 Total non working dependents 446,168 Total population .. . . . 693,159					
		Total earners and dependants	EARNERS				Total working and non-working dependants	Total earners and dependants	EARNERS				Total working and non-working dependants
			Total following each occupation as principal		Partly agriculturists				Total following each occupation as principal		Partly agriculturists		
		Males	Females	Males	Females			Males	Females	Males	Females		
1	2	3	4	5	6	7	8	9	10	11	12	13	14
	<b>II. CHEMICAL PRODUCTS PROPERLY SO CALLED AND ANALOGOUS .....</b>	<b>2,601</b>	<b>649</b>	<b>59</b>	<b>16</b>	<b>...</b>	<b>1,893</b>	<b>1,576</b>	<b>375</b>	<b>2</b>	<b>13</b>	<b>...</b>	<b>1,199</b>
55	Manufacture of matches and explosive materials .....	314	101	19	2	...	194	191	64	1	2	...	126
56	Manufacture of aerated and mineral waters ..	244	74	5	...	...	165	77	29	...	...	...	48
57	Manufacture of dyes, paint, and ink .....	28	7	...	...	...	16	...	...	...	...	...	...
58	Manufacture and refinery of vegetable and mineral oils .....	870	209	14	8	...	647	665	154	...	5	...	511
59	Manufacture of soap .....	1,001	213	8	6	...	780	686	125	1	6	...	510
60	Others (candles, perfumes, and miscellaneous drugs, carbonic acid gas, oxygen, essential oils, tooth paste, boot polish, fertilizers; manufacture of) .....	149	45	13	...	...	91	7	3	...	...	...	4
	<b>12. FOOD INDUSTRIES .....</b>	<b>18,135</b>	<b>4,926</b>	<b>350</b>	<b>65</b>	<b>...</b>	<b>12,859</b>	<b>10,724</b>	<b>2,996</b>	<b>79</b>	<b>47</b>	<b>...</b>	<b>7,649</b>
61	Cereals and salt grinders .....	2,150	556	15	21	...	1,579	1,499	395	4	16	...	1,100
62	Bakers and biscuit makers and macaroni manufacturers .....	5,046	1,737	93	12	...	4,116	3,205	949	20	7	...	2,236
63	Grain parchers, etc. ....	172	43	3	...	...	126	151	36	1	...	...	114
64	Butchers .....	5,777	1,320	23	20	...	4,434	3,510	791	6	15	...	2,713
65	Fish curers .....	12	3	...	...	...	9	...	...	...	...	...	...
66	Butter, cheese, etc., makers .....	436	118	24	1	...	294	11	6	...	...	...	5
67	Sweetmeat makers, preparers of jam and condiments, vegetable preserves and pickles, etc. ....	1,334	358	65	2	...	911	884	237	...	2	...	647
68	Distillers of spirits and manufacturers of wine.	356	86	3	1	...	267	11	3	...	...	...	8
69	Manufacture of sugar .....	7	2	...	...	...	5	2	...	...	...	...	2
70	Manufacture of tobacco and cigarettes .....	1,945	703	124	8	...	1,118	1,451	579	48	7	...	824
	<b>13. INDUSTRIES OF DRESS AND THE TOILET .....</b>	<b>28,980</b>	<b>6,880</b>	<b>4,264</b>	<b>68</b>	<b>11</b>	<b>17,836</b>	<b>11,302</b>	<b>2,990</b>	<b>720</b>	<b>53</b>	<b>7</b>	<b>7,592</b>
71	Hat, cap, aggal and tarbush makers and pressers .....	321	89	40	...	...	192	56	9	...	...	...	47
72	Tailors, milliners, dressmakers, darners, embroiderers .....	8,995	1,718	2,768	12	10	4,509	2,242	514	474	11	7	1,254
73	Shoe, boot and sandal makers .....	10,944	3,149	42	23	...	7,753	4,553	1,311	9	11	...	3,233
74	Other industries pertaining to dress (gloves, gaiters, belts, neckties, shirts, pyjamas, buttons, combs, umbrellas, canes, etc.) .....	126	25	30	...	...	71	2	1	...	...	...	1
75	Washing, cleaning, dyeing .....	3,011	324	1,331	...	...	1,356	653	117	223	...	...	313
76	Barbers, hairdressers, wigmakers .....	5,106	1,445	27	32	1	3,634	3,465	941	7	30	...	2,517
77	Other industries connected with the toilet (tattooers, shampooers, bathing establishments, etc.) .....	477	130	26	1	...	321	331	97	7	1	...	227
	<b>14. FURNITURE INDUSTRIES .....</b>	<b>1,478</b>	<b>437</b>	<b>22</b>	<b>...</b>	<b>...</b>	<b>1,019</b>	<b>376</b>	<b>112</b>	<b>8</b>	<b>...</b>	<b>...</b>	<b>256</b>
78	Cabinet makers, carriage and car painters, etc.	360	130	5	...	...	225	28	18	...	...	...	10
79	Upholsterers, tentmakers, etc .....	1,118	307	17	...	...	794	348	94	8	...	...	246
	<b>15. BUILDING INDUSTRIES. ....</b>	<b>37,232</b>	<b>11,947</b>	<b>117</b>	<b>226</b>	<b>...</b>	<b>25,168</b>	<b>17,747</b>	<b>5,268</b>	<b>50</b>	<b>192</b>	<b>...</b>	<b>12,429</b>
80	Cement workers and lime burners .....	522	165	2	3	...	355	271	70	...	2	...	201
81	Excavators, well sinkers .....	350	156	1	5	...	193	220	99	...	5	...	121
82	Stone and marble workers and crushers, masons and bricklayers .....	19,780	6,014	59	170	...	13,707	11,209	3,409	24	152	...	7,776
83	Others (thatchers, building contractors, house painters, tilers, plumbers, locksmiths, etc.) ..	16,580	5,612	55	48	...	10,913	6,047	1,690	26	33	...	4,331
	<b>16. CONSTRUCTION OF MEANS OF TRANSPORT. ....</b>	<b>1,271</b>	<b>367</b>	<b>4</b>	<b>2</b>	<b>...</b>	<b>900</b>	<b>703</b>	<b>177</b>	<b>2</b>	<b>1</b>	<b>...</b>	<b>524</b>
84	Motorcar body makers .....	183	85	1	...	...	97	31	14	...	...	...	17
85	Cart, carriage makers and wheelwrights, bicycle repairers .....	139	51	...	1	...	88	42	14	...	...	...	28
86	Saddlers, harness makers, whip and lash makers .....	912	222	3	1	...	687	593	140	2	1	...	451
87	Boat builders .....	37	9	...	...	...	28	37	9	...	...	...	28



TABLE XVI.

Occupation or means of livelihood. Part I(a).—General table.—Summary.—Settled population

GROUP NUMBER	OCCUPATION	ALL RELIGIONS						MOSLEMS					
		Total earners .. .. . 280,938						Total earners .. . . . 182,296					
		Total working dependants .. 81,016						Total working dependants .. 64,695					
		Total non-working dependants .. 607,314						Total non-working dependants .. 446,168					
Total population .. .. . 969,268						Total population .. . . . 693,159							
	Total earners and dependants	EARNERS				Total working and non-working dependants	Total earners and dependants	EARNERS				Total working and non-working dependants	
		Total following each occupation as principal		Partly agriculturists				Total following each occupation as principal		Partly agriculturists			
		Males	Females	Males	Females			Males	Females	Males	Females		
1	2	3	4	5	6	7	8	9	10	11	12	13	14
	<b>17. PRODUCTION AND TRANSMISSION OF PHYSICAL FORCES (heat, light, electricity motive power etc.)</b>	<b>1,815</b>	<b>761</b>	<b>16</b>	<b>4</b>	<b>...</b>	<b>1,038</b>	<b>314</b>	<b>105</b>	<b>...</b>	<b>...</b>	<b>...</b>	<b>209</b>
88	Electric power, and ice factories	1,815	761	16	4	...	1,038	314	105	...	...	...	209
	<b>18. INDUSTRIES OF LUXURY AND THOSE PERTAINING TO LITERATURE AND THE ARTS AND SCIENCES...</b>	<b>6,120</b>	<b>1,979</b>	<b>241</b>	<b>3</b>	<b>...</b>	<b>3,900</b>	<b>452</b>	<b>167</b>	<b>2</b>	<b>2</b>	<b>...</b>	<b>283</b>
89	Printers, lithographers, engravers, etc.	1,820	689	26	3	...	1,105	95	41	1	2	...	53
90	Newspaper and magazine managers and editors, journalists, etc.	375	149	6	...	...	220	66	32	...	...	...	34
91	Bookbinders and stitchers, envelope makers, paper bags and cardboard boxes manufacturers	834	253	118	...	...	463	51	28	...	...	...	23
92	Makers of musical instruments	14	4	...	...	...	10	...	...	...	...	...	...
93	Makers of watches, clocks, optical, photographic and surgical instruments	547	180	2	...	...	365	84	19	...	...	...	65
94	Workers in precious stones and metals, enamellers, imitation jewelry makers, gilders, etc.	1,819	339	7	...	...	973	104	32	...	...	...	72
95	Makers of bangles, rosaries, bead and other necklaces, spangles, etc. Picture frame makers	94	18	19	...	...	57	18	5	1	...	...	12
96	Toy, kite, cage, fishing tackle, etc., makers and taxidermists	15	4	...	...	...	11	18	3	...	...	...	10
97	Others, including managers, persons other than performers employed in theatres, cinemas, and other places of public entertainment, employees of public societies, race club service, etc.	1,102	343	63	...	...	696	21	7	...	...	...	14
	<b>19. INDUSTRIES CONCERNED WITH REFUSE MATTER.</b>	<b>1,205</b>	<b>391</b>	<b>1</b>	<b>...</b>	<b>...</b>	<b>813</b>	<b>966</b>	<b>324</b>	<b>...</b>	<b>...</b>	<b>...</b>	<b>642</b>
98	Sweepers, scavengers, dust and refuse contractors	1,205	391	1	...	...	813	966	324	...	...	...	642
	<b>20. OTHER INDUSTRIES</b>	<b>205</b>	<b>66</b>	<b>15</b>	<b>1</b>	<b>...</b>	<b>124</b>	<b>109</b>	<b>33</b>	<b>...</b>	<b>1</b>	<b>...</b>	<b>76</b>
99	Other industries	205	66	15	1	...	124	109	33	...	1	...	76
	<b>IV. TRANSPORT.</b>	<b>50,620</b>	<b>15,891</b>	<b>251</b>	<b>288</b>	<b>1</b>	<b>34,478</b>	<b>34,709</b>	<b>10,658</b>	<b>67</b>	<b>268</b>	<b>1</b>	<b>23,984</b>
	<b>21. TRANSPORT BY WATER</b>	<b>5,520</b>	<b>1,779</b>	<b>19</b>	<b>4</b>	<b>...</b>	<b>3,722</b>	<b>4,832</b>	<b>1,480</b>	<b>7</b>	<b>4</b>	<b>...</b>	<b>3,345</b>
100	Harbour works and stevedores	484	159	2	1	...	323	284	72	...	1	...	212
101	Ship-owners and their employees, ship's officers, ship agents, etc.	413	188	10	...	...	215	109	41	1	...	...	67
102	Persons employed on the maintenance of streams and canals (including construction)	3	...	...	...	...	3	2	...	...	...	...	2
103	Boat owners, boatmen and towmen	4,620	1,432	7	3	...	3,181	4,437	1,367	6	3	...	3,064
	<b>22. TRANSPORT BY ROAD</b>	<b>36,141</b>	<b>11,344</b>	<b>105</b>	<b>253</b>	<b>1</b>	<b>24,692</b>	<b>24,675</b>	<b>7,693</b>	<b>44</b>	<b>235</b>	<b>1</b>	<b>16,938</b>
104	Persons employed on the construction and maintenance of roads and bridges	2,218	709	5	33	...	1,504	1,898	600	5	33	...	1,293
105	Cart, car and tractor owners and drivers, stable boys, managers and employees (excluding private servants)	13,526	4,622	29	36	...	8,875	5,790	1,991	4	24	...	3,795
106	Pack camel, mule, ass and bullock owners and drivers and animal hospitals managers and attendants	10,528	2,858	24	110	...	7,646	9,793	2,683	19	104	...	7,091
107	Porters and messengers	9,869	3,155	47	74	1	6,667	7,194	2,419	16	74	1	4,759
	<b>23. TRANSPORT BY RAIL</b>	<b>6,650</b>	<b>1,977</b>	<b>30</b>	<b>29</b>	<b>...</b>	<b>4,643</b>	<b>4,580</b>	<b>1,300</b>	<b>14</b>	<b>27</b>	<b>...</b>	<b>3,266</b>
108	Railway employees of all kinds other than on construction	5,978	1,769	30	23	...	4,179	3,965	1,107	14	21	...	2,844
109	Labourers employed on railway construction	672	208	...	6	...	464	615	193	...	6	...	422

TABLE XVI.

Occupation or means of livelihood. Part I (a).—General table.—Summary.—Settled population

JEWS					CHRISTIANS					OTHERS							
Total earners .. .. . 66,683					Total earners .. .. . 29,117					Total earners .. .. . 2,842							
Total working dependents .. .. 11,754					Total working dependents .. .. 4,283					Total working dependents .. .. 284							
Total non working dependents .. .. 95,173					Total non working dependents .. .. 57,998					Total non working dependents .. .. 6,975							
Total population .. .. . 174,610					Total population .. .. . 91,398					Total population .. .. . 10,101							
Total earners and dependants	EARNERS				Total working and non-working dependants	Total earners and dependants	EARNERS				Total working and non-working dependants	Total earners and dependants	EARNERS				Total working and non-working dependants
	Total following each occupation as principal		Partly agriculturists				Total following each occupation as principal		Partly agriculturists				Total following each occupation as principal		Partly agriculturists		
	Males	Females	Males	Females			Males	Females	Males	Females			Males	Females	Males	Females	
15	16	17	18	19	20	21	22	23	24	25	26	27	28	29	30	31	32
1,352	585	15	4	...	752	141	63	1	...	...	77	8	8	...	...	...	...
1,852	585	15	4	...	752	141	63	1	...	...	77	8	8	...	...	...	...
4,517	1,481	201	...	...	2,835	1,114	319	36	1	...	759	37	12	2	...	...	23
1,425	544	24	...	...	857	294	99	1	1	...	194	6	5	...	...	...	1
231	91	5	...	...	135	74	25	1	...	...	48	4	1	...	...	...	3
703	196	114	...	...	393	78	29	2	...	...	47	2	...	2	...	...	...
9	3	...	...	...	6	5	1	...	...	...	4	...	...	...	...	...	...
416	145	2	...	...	269	42	14	...	...	...	28	5	2	...	...	...	3
718	182	4	...	...	532	481	122	3	...	...	356	16	3	...	...	...	13
11	5	...	...	...	6	65	8	18	...	...	39	...	...	...	...	...	...
2	1	...	...	...	1	...	...	...	...	...	...	...	...	...	...	...	...
1,002	314	52	...	...	636	75	21	11	...	...	43	4	1	...	...	...	3
177	50	...	...	...	127	62	17	1	...	...	44	...	...	...	...	...	...
177	50	...	...	...	127	62	17	1	...	...	44	...	...	...	...	...	...
85	28	15	...	...	42	11	5	...	...	...	6	...	...	...	...	...	...
85	28	15	...	...	42	11	5	...	...	...	6	...	...	...	...	...	...
9,629	3,155	123	5	...	6,351	6,062	2,012	60	12	...	3,990	220	66	1	3	...	153
226	102	9	...	...	115	450	189	3	...	...	258	12	8	...	...	...	4
100	47	1	...	...	52	89	33	1	...	...	55	11	7	...	...	...	4
109	44	7	...	...	58	194	102	2	...	...	90	1	1	...	...	...	...
17	11	...	...	...	...	1	...	...	...	...	1	...	...	...	...	...	...
7,692	2,443	46	5	...	5,203	3,598	1,162	15	11	...	2,421	176	46	...	2	...	130
165	61	...	...	...	104	152	46	...	...	...	106	3	2	...	...	...	1
5,064	1,735	21	5	...	3,308	2,656	889	4	7	...	1,763	16	7	...	...	...	9
167	42	1	...	...	124	412	97	4	4	...	311	156	36	...	2	...	120
2,296	605	24	...	...	1,667	378	130	7	...	...	241	1	1	...	...	...	...
772	267	8	...	...	497	1,271	402	7	1	...	862	27	8	1	1	...	18
756	262	8	...	...	486	1,230	392	7	1	...	831	27	8	1	1	...	18
16	5	...	...	...	11	41	10	...	...	...	31	...	...	...	...	...	...

TABLE XVI.

Occupation or means of livelihood. Part I (a).—General table.—Summary.—Settled population

GROUP NUMBER	OCCUPATION	ALL RELIGIONS						MOSLEMS					
		Total earners .. .. . 280,938						Total earners .. .. . 182,296					
		Total working dependents .. .. 81,016						Total working dependents .. .. 64,695					
		Total non working dependents .. 607,314						Total non working dependents .. 446,168					
Total population .. .. . 969,268						Total population .. .. . 693,159							
		Total earners and dependants	EARNERS				Total working and non-working dependants	Total earners and dependants	EARNERS				Total working and non-working dependants
			Total following each occupation as principal		Partly agriculturists				Total following each occupation as principal		Partly agriculturists		
			Males	Females	Males	Females			Males	Females	Males	Females	
1	2	3	4	5	6	7	8	9	10	11	12	13	14
	24. POST OFFICE, TELEGRAPH AND TELEPHONE SERVICES .....	2,309	791	97	2	...	1,421	622	185	2	2	...	435
110	Post office, telegraph and telephone services, persons employed on telegraph and telephone line construction .....	2,309	791	97	2	...	1,421	622	185	2	2	...	435
	V. TRADE .....	86,597	24,473	2,022	539	28	70,102	56,706	13,932	602	696	28	42,172
	25. BANKS, ESTABLISHMENTS OF CREDIT, EXCHANGE AND INSURANCE .....	2,963	982	142	2	...	1,839	257	66	10	1	...	181
111	Bank managers, money-lenders, exchange and insurance agents, money-changers and their employees .....	2,963	982	142	2	...	1,839	257	66	10	1	...	181
	26. BROKERAGE, COMMISSION AND EXPORT .....	4,803	1,344	40	14	...	3,419	1,908	460	7	10	...	1,441
112	Brokers, commission agents, commercial travellers, warehouse owners and employees...	4,803	1,344	40	14	...	3,419	1,908	460	7	10	...	1,441
	27. TRADE IN TEXTILES .....	8,939	1,880	79	64	...	6,980	5,244	995	23	54	...	4,226
113	Trade in piece goods, wool, cotton, silk, hair and other textiles and fibres .....	8,939	1,880	79	64	...	6,980	5,244	995	23	54	...	4,226
	28. TRADE IN SKINS, LEATHER AND FURS .....	587	127	5	...	...	455	244	52	...	...	...	192
114	Trade in skins, leather, furs, feathers, horn, etc.	587	127	5	...	...	455	244	52	...	...	...	192
	29. TRADE IN WOOD .....	387	102	2	...	...	283	789	41	2	...	...	146
115	Trade in wood (not firewood,) cork, bark, etc.	387	102	2	...	...	283	789	41	2	...	...	146
	30. TRADE IN METALS .....	434	131	3	...	...	300	72	20	...	...	...	52
116	Trade in metals, machinery, cutlery, tool, etc., sellers .....	434	131	3	...	...	300	72	20	...	...	...	52
	31. TRADE IN POTTERY .....	520	128	18	1	...	374	468	118	13	1	...	337
117	Trade in pottery .....	520	128	18	1	...	374	468	118	13	1	...	337
	32. TRADE IN CHEMICAL PRODUCTS .....	1,451	275	17	1	...	1,159	839	104	2	...	...	733
118	Trade in chemical products, (drugs, dyes paints, fuel oil, explosives, etc., and fertilizers) .....	1,451	275	17	1	...	1,159	839	104	2	...	...	733
	33. HOTELS, CAFÉS, RESTAURANTS .....	11,103	3,496	524	17	...	7,083	5,756	2,043	28	14	...	3,685
119	Vendors of wine, liquors, aerated waters, ice cream, etc .....	4,378	1,405	54	13	...	2,914	2,602	947	15	11	...	1,640
120	Owners and managers of hotels, cookshops, serais, garages and stables (khans) etc., and their employees .....	6,730	2,091	470	4	...	4,169	3,154	1,096	13	3	...	2,045
	34. OTHER TRADE ON FOODSTUFFS .....	49,096	11,577	924	381	28	36,595	33,831	7,881	466	336	28	25,484
121	Fish dealers .....	1,379	161	21	3	...	1,197	1,064	89	8	2	...	987
122	Grocers and sellers of vegetable oil, salt and other condiments .....	20,797	4,987	332	183	...	15,478	13,204	3,171	85	161	...	10,038
123	Sellers of dairy produce, eggs, poultry .....	5,925	1,492	278	51	2	4,155	3,041	776	168	44	2	2,097

TABLE XVI.

Occupation or means of livelihood. Part I(a).—General table.—Summary.—Settled population

JEWS					CHRISTIANS						OTHERS						
Total earners .. .. . 66,583					Total earners .. .. . 29,117						Total earners .. .. . 2,842						
Total working dependants .. . 11,754					Total working dependants .. . 4,283						Total working dependants .. . 284						
Total non-working dependants .. . 96,173					Total non-working dependants .. . 57,998						Total non-working dependants .. . 6,975						
Total population .. .. . 174,510					Total population .. .. . 91,398						Total population .. .. . 10,101						
Total earners and dependants	EARNERS				Total working and non-working dependants	Total earners and dependants	EARNERS				Total working and non-working dependants	Total earners and dependants	EARNERS				Total working and non-working dependants
	Total following each occupation as principal		Partly agriculturists				Total following each occupation as principal		Partly agriculturists				Total following each occupation as principal		Partly agriculturists		
	Males	Females	Males	Females			Males	Females	Males	Females			Males	Females	Males	Females	
15	16	17	18	19	20	21	22	23	24	25	26	27	28	29	30	31	32
939	343	60	...	...	536	743	259	35	...	...	449	5	4	...	...	...	1
939	343	60	...	...	536	743	259	35	...	...	449	5	4	...	...	...	1
28,665	7,674	1,207	12	...	19,784	10,945	2,788	209	65	...	7,948	281	79	4	6	...	198
1,952	697	107	...	...	1,148	742	216	24	1	...	502	12	3	1	...	...	8
1,952	697	107	...	...	1,148	742	216	24	1	...	502	12	3	1	...	...	8
2,143	673	27	1	...	1,443	733	207	6	3	...	520	19	4	...	...	...	15
2,143	673	27	1	...	1,443	733	207	6	3	...	520	19	4	...	...	...	15
2,810	680	39	1	...	2,091	842	195	17	9	...	630	43	10	...	...	...	33
2,810	680	39	1	...	2,091	842	195	17	9	...	630	43	10	...	...	...	33
269	55	5	...	...	209	74	20	...	...	...	54	...	...	...	...	...	...
269	55	5	...	...	209	74	20	...	...	...	54	...	...	...	...	...	...
144	45	...	...	...	99	49	15	...	...	...	34	5	1	...	...	...	4
144	45	...	...	...	99	49	15	...	...	...	34	5	1	...	...	...	4
296	95	2	...	...	199	66	16	1	...	...	49	...	...	...	...	...	...
296	95	2	...	...	199	66	16	1	...	...	49	...	...	...	...	...	...
35	8	2	...	...	25	17	2	3	...	...	12	...	...	...	...	...	...
35	8	2	...	...	25	17	2	3	...	...	12	...	...	...	...	...	...
434	125	13	...	...	296	171	45	2	1	...	124	7	1	...	...	...	6
434	125	13	...	...	296	171	45	2	1	...	124	7	1	...	...	...	6
3,205	837	410	...	...	1,958	2,116	605	83	3	...	1,428	26	11	3	...	...	12
770	202	30	...	...	537	989	252	8	2	...	729	12	3	1	...	...	8
2,425	634	380	...	...	1,421	1,127	353	75	1	...	699	14	8	2	...	...	4
11,003	2,722	411	9	...	7,870	4,181	951	47	22	...	3,183	81	23	...	4	...	68
267	65	11	1	...	191	28	7	2	...	...	19	...	...	...	...	...	...
5,148	1,273	225	1	...	3,648	2,314	530	22	18	...	1,762	43	13	...	3	...	30
2,648	670	100	5	...	1,878	211	40	10	1	...	161	25	6	...	1	...	19

TABLE XVI.

Occupation or means of livelihood. Part I(a).—General table.—Summary.—Settled population

GROUP NUMBER	OCCUPATION	ALL RELIGIONS						MOSLEMS					
		Total earners .. .. . 280,938						Total earners .. .. . 182,296					
		Total working dependants .. 81,016						Total working dependants .. 64,695					
		Total non-working dependants .. 607,314						Total non-working dependants .. 446,168					
Total population .. .. . 969,268						Total population .. .. . 693,159							
		Total earners and dependants	EARNERS				Total working and non-working dependants	Total earners and dependants	EARNERS				Total working and non-working dependants
			Total following each occupation as principal		Partly agriculturists				Total following each occupation as principal		Partly agriculturists		
			Males	Females	Males	Females			Males	Females	Males	Females	
1	2	3	4	5	6	7	8	9	10	11	12	13	14
124	Sellers of meat .....	654	115	9	2	...	530	459	76	2	2	...	381
125	Sellers of bread, cakes and sweetmeats, etc ..	2,518	443	39	5	...	2,031	2,084	331	11	5	...	1,692
126	Sellers of vegetables and fruit .....	11,871	3,066	217	86	26	8,588	9,399	2,487	177	86	26	6,735
127	Sellers of citrus fruit .....	547	125	5	3	...	417	359	72	3	1	...	284
128	Grain dealers .....	3,957	849	17	38	...	3,091	2,968	610	10	25	...	2,348
129	Tobacco, cigarettes and snuff sellers.....	344	106	2	...	...	236	204	64	...	...	...	140
130	Dealers in sheep, goats and pigs .....	982	221	3	10	...	758	875	195	2	10	...	678
131	Dealers in hay, grass and fodder .....	127	12	1	...	...	114	114	10	...	...	...	104
	<b>35. TRADE IN CLOTHING AND TOILET ARTICLES ..</b>	<b>3,429</b>	<b>916</b>	<b>55</b>	<b>6</b>	<b>...</b>	<b>2,458</b>	<b>1,307</b>	<b>353</b>	<b>6</b>	<b>4</b>	<b>...</b>	<b>948</b>
132	Trade in ready-made clothing, second-hand clothing, and other articles of dress and the toilet (hats, umbrellas, canes, socks, shoes, perfumes, soap, etc.).....	3,429	916	55	6	...	2,458	1,307	353	6	4	...	948
	<b>36. TRADE IN FURNITURE .....</b>	<b>853</b>	<b>225</b>	<b>10</b>	<b>...</b>	<b>...</b>	<b>618</b>	<b>169</b>	<b>42</b>	<b>1</b>	<b>...</b>	<b>...</b>	<b>126</b>
133	Trade in furniture, carpets, curtains and bedding .....	398	106	6	...	...	286	43	16	...	...	...	27
134	Hardware, cooking utensils, porcelain, crockery glassware, bottles, etc. ....	455	119	4	...	...	332	196	26	1	...	...	99
	<b>37. TRADE IN BUILDING MATERIALS .....</b>	<b>751</b>	<b>184</b>	<b>4</b>	<b>5</b>	<b>...</b>	<b>563</b>	<b>157</b>	<b>33</b>	<b>1</b>	<b>2</b>	<b>...</b>	<b>123</b>
135	Trade in building materials (stones, bricks, plasters, cement, and tiles, thatch, etc.) ....	751	184	4	5	...	563	157	33	1	2	...	123
	<b>38. TRADE IN MEANS OF TRANSPORT .....</b>	<b>1,036</b>	<b>250</b>	<b>3</b>	<b>10</b>	<b>...</b>	<b>783</b>	<b>764</b>	<b>175</b>	<b>1</b>	<b>10</b>	<b>...</b>	<b>588</b>
136	Dealers in motorcars, horses, mules, camels, asses, etc., sellers (not makers) of carriages, saddlery, etc. ....	1,036	250	3	10	...	783	764	175	1	10	...	588
	<b>39. TRADE IN FUEL .....</b>	<b>578</b>	<b>148</b>	<b>11</b>	<b>1</b>	<b>...</b>	<b>419</b>	<b>374</b>	<b>92</b>	<b>8</b>	<b>...</b>	<b>...</b>	<b>274</b>
137	Dealers in firewood, charcoal, coal, dung, etc., for fuel .....	578	148	11	1	...	419	374	92	8	...	...	274
	<b>40. TRADE IN ARTICLES OF LUXURY AND THOSE PERTAINING TO LETTERS AND THE ARTS AND SCIENCES .....</b>	<b>1,697</b>	<b>494</b>	<b>60</b>	<b>2</b>	<b>...</b>	<b>1,143</b>	<b>270</b>	<b>85</b>	<b>1</b>	<b>1</b>	<b>...</b>	<b>184</b>
138	Dealers in precious stones, jewelry (real and imitation), clocks, optical instruments, etc. .	158	40	4	1	...	114	46	7	1	...	...	38
139	Dealers in bangles, bead necklaces, fans, small articles, toys, hunting and fishing tackle, flowers, etc. ....	379	104	22	...	...	253	79	23	...	...	...	56
140	Publishers, booksellers, stationers, dealers in music, pictures, musical instruments, curiosities, antiquities, and souvenir goods.....	1,160	350	34	1	...	776	145	55	...	1	...	90
	<b>41. TRADE IN REFUSE MATTER.....</b>	<b>323</b>	<b>96</b>	<b>10</b>	<b>2</b>	<b>...</b>	<b>217</b>	<b>88</b>	<b>31</b>	<b>5</b>	<b>2</b>	<b>...</b>	<b>52</b>
141	Dealers in rags, stable refuse, etc.....	323	96	10	2	...	217	88	31	5	2	...	52
	<b>42. TRADE IN OTHER SORTS.....</b>	<b>7,647</b>	<b>2,118</b>	<b>115</b>	<b>33</b>	<b>...</b>	<b>5,414</b>	<b>4,769</b>	<b>1,341</b>	<b>28</b>	<b>31</b>	<b>...</b>	<b>3,400</b>
142	Shopkeepers otherwise unspecified .....	691	203	38	5	...	450	117	33	1	3	...	183
143	Itinerant traders, pedlars, hawkers, etc .....	6,793	1,872	76	28	...	4,845	4,535	1,274	27	28	...	3,234
144	Conjurors, fortune tellers, exhibitors of curiosities, and wild animals.....	64	22	1	...	...	41	54	20	...	...	...	34
145	Other trades (including farmers of pounds, tolls, and markets) .....	99	21	...	...	...	78	63	14	...	...	...	49

TABLE XVI.

Occupation or means of livelihood. Part I (a).—General table.—Summary.—Settled population

JEWS					CHRISTIANS					OTHERS							
Total earners .. .. . 66,683					Total earners .. .. . 29,117					Total earners .. .. . 2,842							
Total working dependents .. .. 11,754					Total working dependents .. .. 4,283					Total working dependents .. .. 284							
Total non working dependents .. .. 96,173					Total non working dependents .. .. 57,998					Total non working dependents .. .. 6,975							
Total population .. .. . 174,610					Total population .. .. . 91,398					Total population .. .. . 10,101							
Total earners and dependents	EARNERS				Total working and non-working dependents	Total earners and dependents	EARNERS				Total working and non-working dependents	Total earners and dependents	EARNERS				Total working and non-working dependents
	Total following each occupation as principal		Partly agriculturists				Total following each occupation as principal		Partly agriculturists				Total following each occupation as principal		Partly agriculturists		
	Males	Females	Males	Females			Males	Females	Males	Females			Males	Females	Males	Females	
15	16	17	18	19	20	21	22	23	24	25	26	27	28	29	30	31	32
178	35	5	...	...	138	17	4	2	...	...	11	...	...	...	...	...	...
417	97	27	...	...	293	69	15	1	...	...	46	...	...	...	...	...	...
1,807	429	34	...	...	1,344	652	146	6	...	...	500	18	4	...	...	...	9
78	25	2	1	...	46	115	28	...	1	...	87	...	...	...	...	...	...
333	88	4	1	...	241	658	151	3	12	...	502	...	...	...	...	...	...
89	29	1	...	...	59	51	13	1	...	...	37	...	...	...	...	...	...
39	10	1	...	...	28	68	16	...	...	...	52	...	...	...	...	...	...
6	1	1	...	...	4	7	1	...	...	...	6	...	...	...	...	...	...
1,484	396	44	...	...	1,044	618	161	5	...	...	452	20	6	...	2	...	14
1,484	396	44	...	...	1,044	618	161	5	...	...	452	20	6	...	2	...	14
598	161	9	...	...	429	84	21	...	...	...	63	2	1	...	...	...	1
299	77	6	...	...	216	54	12	...	...	...	42	2	1	...	...	...	1
299	84	3	...	...	212	30	9	...	...	...	21	...	...	...	...	...	...
459	123	2	...	...	334	135	28	1	3	...	106	...	...	...	...	...	...
459	123	2	...	...	334	135	28	1	3	...	106	...	...	...	...	...	...
85	27	1	...	...	57	187	48	1	...	...	138	...	...	...	...	...	...
85	27	1	...	...	57	187	48	1	...	...	138	...	...	...	...	...	...
155	43	3	...	...	109	22	9	...	1	...	13	27	4	...	...	...	23
155	43	3	...	...	109	22	9	...	1	...	13	27	4	...	...	...	23
1,096	321	45	1	...	730	330	87	14	...	...	229	1	1	...	...	...	...
83	25	2	1	...	56	29	8	1	...	...	20	...	...	...	...	...	...
275	73	15	...	...	187	25	8	7	...	...	10	...	...	...	...	...	...
788	223	28	...	...	487	276	71	6	...	...	199	1	1	...	...	...	...
225	59	6	...	...	161	5	4	...	...	...	1	5	2	...	...	...	3
225	59	5	...	...	161	5	4	...	...	...	1	5	2	...	...	...	3
2,272	607	82	...	...	1,583	573	158	5	2	...	410	33	12	...	...	...	21
504	146	36	...	...	322	68	22	1	2	...	45	2	2	...	...	...	...
1,757	458	45	...	...	1,254	470	130	4	...	...	336	31	10	...	...	...	21
4	...	1	...	...	3	6	2	...	...	...	4	...	...	...	...	...	...
7	3	...	...	...	4	29	4	...	...	...	25	...	...	...	...	...	...

TABLE XVI.

Occupation or means of livelihood. Part I(a).—General table.—Summary.—Settled population

GROUP NUMBER	OCCUPATION	ALL RELIGIONS						MOSLEMS					
		Total earners .. .. . 280,938						Total earners .. .. . 182,296					
		Total working dependants .. 81,016						Total working dependants .. 64,695					
		Total non-working dependants .. 607,314						Total non-working dependants .. 446,168					
Total population .. .. . 969,268						Total population .. .. . 693,159							
	Total earners and dependants	EARNERS				Total working and non-working dependants	Total earners and dependants	EARNERS				Total working and non-working dependants	
		Total following each occupation as principal		Partly agriculturists				Total following each occupation as principal		Partly agriculturists			
		Males	Females	Males	Females			Males	Females	Males	Females		
1	2	3	4	5	6	7	8	9	10	11	12	13	14
	<b>C. PUBLIC ADMINISTRATION AND LIBERAL ARTS. ....</b>	<b>83,696</b>	<b>21,565</b>	<b>5,956</b>	<b>338</b>	<b>41</b>	<b>56,175</b>	<b>30,581</b>	<b>7,091</b>	<b>1,184</b>	<b>269</b>	<b>29</b>	<b>22,306</b>
	<b>VI. PUBLIC FORCE .....</b>	<b>12,702</b>	<b>6,070</b>	<b>30</b>	<b>45</b>	<b>...</b>	<b>6,602</b>	<b>6,667</b>	<b>2,103</b>	<b>12</b>	<b>40</b>	<b>...</b>	<b>4,552</b>
	<b>43. ARMY AND AIR FORCE. ....</b>	<b>3,119</b>	<b>2,633</b>	<b>1</b>	<b>2</b>	<b>...</b>	<b>485</b>	<b>473</b>	<b>229</b>	<b>...</b>	<b>2</b>	<b>...</b>	<b>244</b>
146	Army and Air Force (Imperial).....	2,519	2,342	1	...	...	176	12	7	...	...	...	5
147	Army local .....	600	291	...	2	...	309	461	222	...	2	...	239
	<b>44. NAVY.....</b>	<b>14</b>	<b>4</b>	<b>...</b>	<b>...</b>	<b>...</b>	<b>10</b>	<b>11</b>	<b>1</b>	<b>...</b>	<b>...</b>	<b>...</b>	<b>10</b>
148	Navy officers and men .....	14	4	...	...	...	10	11	1	...	...	...	10
	<b>45. POLICE .....</b>	<b>9,569</b>	<b>3,433</b>	<b>29</b>	<b>43</b>	<b>...</b>	<b>6,107</b>	<b>6,183</b>	<b>1,873</b>	<b>12</b>	<b>38</b>	<b>...</b>	<b>4,298</b>
149	Police .....	8,129	2,946	25	32	...	5,158	5,044	1,492	8	29	...	3,544
150	Village watchmen and ghafirs .....	1,440	487	4	11	...	949	1,139	381	4	9	...	754
	<b>VII. PUBLIC ADMINISTRATION .....</b>	<b>11,716</b>	<b>3,384</b>	<b>144</b>	<b>52</b>	<b>1</b>	<b>8,188</b>	<b>6,173</b>	<b>1,597</b>	<b>11</b>	<b>47</b>	<b>...</b>	<b>4,565</b>
	<b>46. PUBLIC ADMINISTRATION .....</b>	<b>11,716</b>	<b>3,384</b>	<b>144</b>	<b>52</b>	<b>1</b>	<b>8,188</b>	<b>6,173</b>	<b>1,597</b>	<b>11</b>	<b>47</b>	<b>...</b>	<b>4,565</b>
151	Service of the state .....	7,056	2,120	109	25	...	4,827	3,181	807	9	21	...	2,365
152	Service of foreign states .....	323	100	6	...	...	217	110	18	...	...	...	92
153	Municipal and local council service .....	3,412	891	19	17	1	2,502	2,179	543	1	16	...	1,635
154	Service of community.....	290	65	2	...	...	213	236	54	1	...	...	181
155	Village officials and servants other than watchmen,—criers and secretaries.....	645	208	8	10	...	429	467	175	...	10	...	292
	<b>VIII. PROFESSIONS AND LIBERAL ARTS. ....</b>	<b>35,481</b>	<b>9,230</b>	<b>4,004</b>	<b>131</b>	<b>13</b>	<b>22,247</b>	<b>10,140</b>	<b>2,360</b>	<b>500</b>	<b>92</b>	<b>5</b>	<b>7,280</b>
	<b>47. RELIGION. ....</b>	<b>11,912</b>	<b>3,092</b>	<b>182</b>	<b>44</b>	<b>...</b>	<b>8,638</b>	<b>3,210</b>	<b>744</b>	<b>14</b>	<b>30</b>	<b>...</b>	<b>2,452</b>
156	Priests, ministers, sheikhs, and rabbis, etc....	3,258	953	25	30	...	2,280	1,775	387	9	19	...	1,379
157	Inmates of monasteries, etc. ....	4,502	1,037	63	1	...	3,402	18	4	...	...	...	14
158	Catechists, readers, church and mission service .....	1,065	293	70	1	...	702	606	161	2	1	...	443
159	Burial ground service, pilgrim conductors, circumcisers, ritual slaughterers, beadles.....	3,087	809	24	12	...	2,254	811	192	3	10	...	616
	<b>48. LAW .....</b>	<b>2,527</b>	<b>670</b>	<b>29</b>	<b>22</b>	<b>...</b>	<b>1,828</b>	<b>1,502</b>	<b>324</b>	<b>1</b>	<b>20</b>	<b>...</b>	<b>1,177</b>
160	Lawyers of all kinds, including judges, qadis, law agents .....	1,478	357	3	14	...	1,113	807	152	1	12	...	654
161	Lawyers, clerks, petition writers, etc.....	1,054	313	26	8	...	715	695	172	...	8	...	523
	<b>49. MEDICINE .....</b>	<b>5,313</b>	<b>994</b>	<b>1,782</b>	<b>10</b>	<b>6</b>	<b>2,537</b>	<b>925</b>	<b>124</b>	<b>323</b>	<b>7</b>	<b>4</b>	<b>478</b>
162	Medical practitioners of all kinds, including dentists, veterinary surgeons and orthopedists.	2,218	587	260	9	...	1,371	304	69	...	7	...	235
163	Midwives, pharmaceutical chemists, nurses, masseurs, etc .....	3,095	407	1,522	1	6	1,166	621	55	323	...	4	243
	<b>50. INSTRUCTION .....</b>	<b>10,468</b>	<b>2,604</b>	<b>1,583</b>	<b>43</b>	<b>5</b>	<b>6,281</b>	<b>3,262</b>	<b>826</b>	<b>88</b>	<b>32</b>	<b>...</b>	<b>2,348</b>
164	Professors and teachers, (excluding law, medicine, music, dancing and drawing) and clerks and servants connected with education .....	10,468	2,604	1,583	43	5	6,281	3,262	826	88	32	...	2,348

TABLE XVI.

Occupation or means of livelihood. Part I(a).—General table.—Summary.—Settled population

JEWS						CHRISTIANS						OTHERS					
Total earners .. .. . 66,683						Total earners .. .. . 29,117						Total earners .. .. . 2,842					
Total working dependants .. .. 11,754						Total working dependants .. .. 4,283						Total working dependants .. .. 284					
Total non-working dependants .. .. 96,173						Total non-working dependants .. .. 57,998						Total non-working dependants .. .. 6,975					
Total population .. .. . 174,610						Total population .. .. . 91,398						Total population .. .. . 10,101					
Total earners and dependants	EARNERS				Total working and non-working dependants	Total earners and dependants	EARNERS				Total working and non-working dependants	Total earners and dependants	EARNERS				Total working and non-working dependants
	Total following each occupation as principal		Partly agriculturists				Total following each occupation as principal		Partly agriculturists				Total following each occupation as principal		Partly agriculturists		
	Males	Females	Males	Females			Males	Females	Males	Females			Males	Females	Males	Females	
15	16	17	18	19	20	21	22	23	24	25	26	27	28	29	30	31	32
29,445	7,405	3,336	14	7	18,704	23,341	6,990	1,390	55	5	14,961	329	79	46	...	...	204
1,264	503	7	2	...	736	4,732	3,445	11	3	...	1,276	57	19	...	...	...	38
20	11	...	...	...	9	2,605	2,385	1	...	...	219	21	8	...	...	...	13
4	3	...	...	...	1	2,508	2,332	1	...	...	170	...	...	...	...	...	...
16	8	...	...	...	8	102	53	...	...	...	49	21	8	...	...	...	13
2	2	...	...	...	...	1	1	...	...	...	...	...	...	...	...	...	...
2	2	...	...	...	...	1	1	...	...	...	...	...	...	...	...	...	...
1,224	490	7	2	...	727	2,126	1,059	10	3	...	1,057	36	11	...	...	...	25
1,028	412	7	...	...	609	2,080	1,034	10	3	...	986	27	8	...	...	...	19
196	78	...	2	...	118	96	25	...	...	...	71	9	3	...	...	...	6
2,164	700	93	...	...	1,371	3,345	1,075	40	5	1	2,230	34	12	...	...	...	22
2,164	700	93	...	...	1,371	3,345	1,075	40	5	1	2,230	34	12	...	...	...	22
1,255	444	66	...	...	745	2,595	861	34	4	...	1,700	25	8	...	...	...	17
41	13	4	...	...	24	171	68	2	...	...	101	1	1	...	...	...	...
688	209	15	...	...	464	541	138	3	1	1	400	4	1	...	...	...	3
30	8	1	...	...	21	14	3	...	...	...	11	...	...	...	...	...	...
150	26	7	...	...	117	24	5	1	...	...	18	4	2	...	...	...	2
17,490	4,897	2,545	6	6	10,048	7,681	1,930	917	33	2	4,834	170	43	42	...	...	85
5,482	1,546	48	2	...	3,888	3,181	793	119	12	...	2,269	39	9	1	...	...	29
707	205	5	...	...	497	755	355	11	11	...	389	21	6	...	...	...	15
8,862	832	21	...	...	2,009	1,622	201	42	1	...	1,379	...	...	...	...	...	...
169	55	8	...	...	106	275	76	60	...	...	139	15	1	...	...	...	14
1,744	454	14	2	...	1,276	529	161	6	...	...	362	3	2	1	...	...	...
741	266	28	...	...	447	266	76	...	2	...	190	18	4	...	...	...	14
491	161	2	...	...	328	167	43	...	2	...	124	8	1	...	...	...	7
250	105	26	...	...	119	99	33	...	...	...	66	10	3	...	...	...	7
3,036	615	1,133	...	...	1,288	1,319	250	308	3	2	761	33	5	18	...	...	10
1,339	362	255	...	...	722	562	153	3	2	...	406	13	3	2	...	...	8
1,697	253	878	...	...	566	757	97	305	1	2	355	20	2	16	...	...	2
5,200	1,310	1,038	1	5	2,852	1,963	458	441	10	...	1,064	43	10	16	...	...	17
5,200	1,310	1,038	1	5	2,852	1,963	458	441	10	...	1,064	43	10	16	...	...	17

TABLE XVI.

Occupation or means of livelihood. Part I (a).—General table.—Summary.—Settled population

GROUP NUMBER	OCCUPATION	ALL RELIGIONS						MOSLEMS					
		Total earners						Total earners					
		Total working dependents						Total working dependents					
		Total non working dependents						Total non working dependents					
Total population						Total population							
GROUP NUMBER	OCCUPATION	Total earners and dependents	EARNERS				Total working and non-working dependents	Total earners and dependents	EARNERS				Total working and non-working dependents
			Total following each occupation as principal		Partly agriculturists				Total following each occupation as principal		Partly agriculturists		
			Males	Females	Males	Females			Males	Females	Males	Females	
1	2	3	4	5	6	7	8	9	10	11	12	13	14
	<b>51. LETTERS AND ARTS AND SCIENCES.....</b>	<b>4,984</b>	<b>1,862</b>	<b>359</b>	<b>12</b>	<b>...</b>	<b>2,763</b>	<b>1,086</b>	<b>341</b>	<b>47</b>	<b>3</b>	<b>...</b>	<b>698</b>
165	Public scribes, stenographers, etc.....	297	57	44	...	...	196	185	28	...	...	...	107
166	Architects, surveyors, engineers and their employees .....	2,393	1,058	23	8	...	1,312	375	158	...	3	...	217
167	Others (authors, photographers, astronomers, meteorologists, botanists, archaeologists artists, sculptors, etc.) .....	1,185	440	89	3	...	656	93	28	...	...	...	61
168	Music composers and masters, players on all kinds of instruments (not military or police), singers, actors, and dancers.....	1,109	307	203	1	...	599	483	127	43	...	...	313
	<b>52. OTHER PROFESSIONAL OCCUPATIONS.....</b>	<b>277</b>	<b>8</b>	<b>69</b>	<b>...</b>	<b>2</b>	<b>200</b>	<b>155</b>	<b>1</b>	<b>27</b>	<b>...</b>	<b>1</b>	<b>127</b>
169	House management not domestic service.....	277	8	69	...	2	200	155	1	27	...	1	127
	<b>IX. PERSONS LIVING ON THEIR INCOME.</b>	<b>23,797</b>	<b>2,881</b>	<b>1,778</b>	<b>110</b>	<b>27</b>	<b>19,138</b>	<b>7,601</b>	<b>1,031</b>	<b>661</b>	<b>90</b>	<b>24</b>	<b>5,909</b>
	<b>53. PERSONS LIVING PRINCIPALLY ON THEIR INCOME .....</b>	<b>23,797</b>	<b>2,881</b>	<b>1,778</b>	<b>110</b>	<b>27</b>	<b>19,138</b>	<b>7,601</b>	<b>1,031</b>	<b>661</b>	<b>90</b>	<b>24</b>	<b>5,909</b>
170	Proprietors (other than of agricultural land), scholarship holders and pensioners.....	12,737	2,460	1,679	102	16	8,598	5,440	967	610	84	14	3,863
171	Receivers of remittances from abroad .....	11,060	421	99	8	11	10,540	2,161	64	51	6	10	2,046
	<b>D. MISCELLANEOUS .....</b>	<b>76,807</b>	<b>21,130</b>	<b>8,324</b>	<b>270</b>	<b>15</b>	<b>47,353</b>	<b>35,419</b>	<b>10,547</b>	<b>2,335</b>	<b>214</b>	<b>7</b>	<b>22,537</b>
	<b>X. DOMESTIC SERVICE. ....</b>	<b>17,248</b>	<b>3,908</b>	<b>6,238</b>	<b>56</b>	<b>14</b>	<b>7,102</b>	<b>8,109</b>	<b>2,627</b>	<b>1,693</b>	<b>45</b>	<b>6</b>	<b>3,789</b>
	<b>54. DOMESTIC SERVICE .....</b>	<b>17,248</b>	<b>3,908</b>	<b>6,238</b>	<b>56</b>	<b>14</b>	<b>7,102</b>	<b>8,109</b>	<b>2,627</b>	<b>1,693</b>	<b>45</b>	<b>6</b>	<b>3,789</b>
172	Cooks, water carriers, doorkeepers, watchmen and other indoor servants.....	17,188	3,887	6,235	55	14	7,066	8,072	2,613	1,693	45	6	3,766
173	Private grooms, chauffeurs, etc. ....	60	21	3	1	...	36	87	14	...	...	...	23
	<b>XI. INSUFFICIENTLY DESCRIBED OCCUPATIONS.....</b>	<b>45,848</b>	<b>15,507</b>	<b>1,616</b>	<b>212</b>	<b>...</b>	<b>28,725</b>	<b>19,341</b>	<b>6,594</b>	<b>279</b>	<b>167</b>	<b>...</b>	<b>12,468</b>
	<b>55. GENERAL TERMS NOT INDICATING THE PRECISE OCCUPATION .....</b>	<b>45,848</b>	<b>15,507</b>	<b>1,616</b>	<b>212</b>	<b>...</b>	<b>28,725</b>	<b>19,341</b>	<b>6,594</b>	<b>279</b>	<b>167</b>	<b>...</b>	<b>12,468</b>
174	Manufacturers, business men and contractors otherwise unspecified, general merchants...	4,537	1,308	70	17	...	3,159	1,783	505	14	9	...	1,264
175	Cashiers, accountants, bookkeepers, clerks and other employees in unspecified offices, warehouses and shops .....	10,946	3,705	680	22	...	6,561	1,066	326	3	9	...	737
176	Mechanics otherwise unspecified .....	3,871	1,406	16	13	...	2,449	1,025	311	2	6	...	712
177	Labourers and workmen otherwise unspecified.	28,494	9,088	850	160	...	16,556	15,467	5,452	260	143	...	9,755
	<b>XII. UNPRODUCTIVE .....</b>	<b>13,711</b>	<b>1,715</b>	<b>470</b>	<b>2</b>	<b>1</b>	<b>11,526</b>	<b>7,969</b>	<b>1,326</b>	<b>363</b>	<b>2</b>	<b>1</b>	<b>6,280</b>
	<b>56. INMATES OF JAILS, ASYLUMS, HOSPITALS. ...</b>	<b>3,083</b>	<b>1,126</b>	<b>6</b>	<b>...</b>	<b>...</b>	<b>1,951</b>	<b>1,927</b>	<b>828</b>	<b>5</b>	<b>...</b>	<b>...</b>	<b>1,094</b>
178	Inmates of jails, mental homes and hospitals ...	3,083	1,126	6	...	...	1,951	1,927	828	5	...	...	1,094
	<b>57. BEGGARS, VAGRANTS, PROSTITUTES, PERSONS SUPPORTED BY CHARITY .....</b>	<b>10,591</b>	<b>583</b>	<b>464</b>	<b>2</b>	<b>1</b>	<b>9,544</b>	<b>6,016</b>	<b>494</b>	<b>358</b>	<b>2</b>	<b>1</b>	<b>5,164</b>
179	Beggars, vagrants, prostitutes, gamblers, etc..	2,472	461	361	2	...	1,650	1,987	392	285	2	...	1,310
180	Persons supported by charity .....	8,119	122	103	...	1	7,894	4,029	102	73	...	1	3,854
	<b>58. PERSONS WITHOUT ANY OCCUPATION .....</b>	<b>37</b>	<b>6</b>	<b>...</b>	<b>...</b>	<b>...</b>	<b>31</b>	<b>26</b>	<b>4</b>	<b>...</b>	<b>...</b>	<b>...</b>	<b>22</b>
181	Persons without any occupation .....	37	6	...	...	...	31	26	4	...	...	...	22

TABLE XVI.

Occupation or means of livelihood. Part I(a).—General table.—Summary.—Settled population

JEWS						CHRISTIANS						OTHERS					
Total earners . . . . . 66,683						Total earners . . . . . 29,117						Total earners . . . . . 2,842					
Total working dependents . . . . . 11,754						Total working dependents . . . . . 4,283						Total working dependents . . . . . 284					
Total non working dependents . . . . . 96,173						Total non working dependents . . . . . 57,998						Total non working dependents . . . . . 6,975					
Total population . . . . . 174,610						Total population . . . . . 91,398						Total population . . . . . 10,101					
Total earners and dependents	EARNERS				Total working and non-working dependents	Total earners and dependents	EARNERS				Total working and non-working dependents	Total earners and dependents	EARNERS				Total working and non-working dependents
	Total following each occupation as principal		Partly agriculturists				Total following each occupation as principal		Partly agriculturists				Total following each occupation as principal		Partly agriculturists		
	Males	Females	Males	Females			Males	Females	Males	Females			Males	Females	Males	Females	
15	16	17	18	19	20	21	22	23	24	25	26	27	28	29	30	31	32
2,941	1,143	268	3	...	1,520	924	353	41	6	...	530	33	15	3	...	...	15
100	20	44	...	...	44	54	9	...	...	...	45	...	...	...	...	...	...
1,450	662	14	...	...	774	552	230	8	5	...	314	16	8	1	...	...	7
857	319	72	3	...	466	225	89	12	...	...	124	10	4	1	...	...	5
526	152	138	...	...	236	93	25	21	1	...	47	7	3	1	...	...	3
90	7	30	...	1	53	28	...	8	...	...	20	4	...	4	...	...	...
90	7	30	...	1	53	28	...	8	...	...	20	4	...	4	...	...	...
8,545	1,305	691	6	1	6,549	7,883	540	422	14	2	6,621	68	5	4	...	...	59
8,545	1,305	691	6	1	6,549	7,883	540	422	14	2	6,621	68	5	4	...	...	59
4,288	987	666	6	1	2,635	2,966	502	400	12	1	2,064	43	4	3	...	...	36
4,267	318	25	...	...	3,914	4,617	38	22	2	1	4,557	25	1	1	...	...	23
29,413	7,738	4,090	27	7	17,535	11,213	2,627	1,809	29	1	6,777	762	218	90	...	...	454
5,264	579	2,819	3	7	1,966	3,753	680	1,679	8	1	1,394	122	22	47	...	...	53
5,264	579	2,819	3	7	1,966	3,753	680	1,679	8	1	1,394	122	22	47	...	...	53
5,255	578	2,817	3	7	1,960	3,739	674	1,678	7	1	1,387	122	22	47	...	...	53
9	1	2	...	...	6	14	6	1	1	...	7	...	...	...	...	...	...
19,889	6,815	1,193	24	...	11,381	6,028	1,907	103	21	...	4,018	590	191	41	...	...	358
19,889	6,815	1,193	24	...	11,381	6,028	1,907	103	21	...	4,018	590	191	41	...	...	358
1,934	586	51	1	...	1,297	804	209	5	7	...	590	16	8	...	...	...	8
8,322	2,805	634	9	...	4,889	1,502	560	40	4	...	902	50	14	3	...	...	33
2,055	795	11	4	...	1,249	776	290	3	3	...	483	15	10	...	...	...	5
7,572	2,629	497	10	...	4,446	2,946	848	55	7	...	2,043	509	159	38	...	...	312
4,260	344	78	...	...	3,836	1,432	40	27	...	...	1,365	50	5	2	...	...	43
954	264	1	...	...	689	183	31	...	...	...	152	19	3	...	...	...	16
954	264	1	...	...	689	183	31	...	...	...	152	19	3	...	...	...	16
3,301	78	77	...	...	3,146	1,243	9	27	...	...	1,207	31	2	2	...	...	27
295	62	57	...	...	176	182	6	18	...	...	158	8	1	1	...	...	6
3,006	16	20	...	...	2,970	1,061	3	9	...	...	1,049	23	1	1	...	...	21
5	2	...	...	...	3	6	...	...	...	...	6	...	...	...	...	...	...
5	2	...	...	...	3	6	...	...	...	...	6	...	...	...	...	...	...

TABLE XVI.

Occupation or means of livelihood. Part I(a).—General table.—Summary.—Settled population:  
Four main towns.—Jaffa, Tel Aviv, Jerusalem and Haifa.

GROUP NUMBER	OCCUPATION	ALL RELIGIONS						MOSLEMS					
		Total earners .. .. . 85,568						Total earners .. .. . 25,032					
		Total dependants .. .. . 153,305						Total dependants .. .. . 50,798					
		Total population .. .. . 238,873						Total population .. .. . 75,830					
	Total earners and dependants	EARNERS				Total working and non-working dependants	Total earners and dependants	EARNERS				Total working and non-working dependants	
		Total following each occupation as principal		Partly agriculturists				Total following each occupation as principal		Partly agriculturists			
		Males	Females	Males	Females			Males	Females	Males	Females		
1	2	3	4	5	6	7	8	9	10	11	12	13	14
	TOTAL ALL CLASSES .....	238,873	70,257	15,311	349	37	153,305	75,830	23,377	1,655	271	32	50,798
	A. PRODUCTION OF RAW MATERIALS	12,170	3,953	361	24	2	7,856	8,023	2,535	78	22	1	5,410
	I. EXPLOITATION OF THE SURFACE OF THE EARTH .....	10,520	3,456	356	23	2	6,708	6,954	2,231	77	21	1	4,646
	I. PASTURE AND AGRICULTURE .....	9,282	3,121	355	21	2	5,806	5,917	1,950	77	19	1	3,890
	(a) Ordinary Cultivation .....	4,581	1,563	209	11	1	2,909	3,024	976	43	9	1	2,005
1	Income from rent of agricultural land .....	604	155	31	1	...	418	535	138	22	1	...	375
2	Ordinary cultivators .....	1,621	509	77	8	1	1,035	1,097	347	19	7	1	731
3	Agents, managers of estates, clerks, rent collectors, etc. ....	344	121	12	1	...	211	84	9	...	...	...	25
4	Agricultural instructors not in educational institutions .....	...	...	...	...	...	...	...	...	...	...	...	...
5	Farm servants and field labourers and watchers.	2,012	778	89	1	...	1,145	1,358	482	2	1	...	874
	(b) Growers of Special Products and Market Gardening .....	4,119	1,336	123	7	1	2,660	2,519	817	32	7	1	1,670
6	Orange growers .....	2,959	935	61	7	1	1,963	1,931	650	27	7	1	1,304
7	Fruit, flower, vegetable, vine, etc., growers and pickers. Floriculturists and nurserymen ...	1,160	401	62	...	...	697	538	167	5	...	...	366
	(c) Forestry .....	102	28	1	...	...	73	68	17	...	...	...	51
8	Forest officers, rangers, guards, etc .....	23	10	1	...	...	12	14	5	...	...	...	9
9	Woodcutters, firewood collectors and charcoal burners .....	79	18	...	...	...	61	54	12	...	...	...	42
	(d) Raising of Farm Stock and Stud Service .....	371	152	4	3	...	215	285	127	1	3	...	157
10	Cattle and buffalo breeders and keepers .....	115	29	1	2	...	85	52	13	...	2	...	39
11	Sheep, goat and pig breeders .....	107	32	1	...	...	74	96	29	...	...	...	67
12	Breeders and trainers of other animals (horses, mules, camels, donkeys, etc) .....	6	3	...	...	...	3	3	2	...	...	...	1
13	Advisers in stock raising and dairy production and poultry breeders .....	...	...	...	...	...	...	...	...	...	...	...	...
14	Herdsmen, shepherds, goatherds, etc .....	143	88	2	1	...	53	134	83	1	1	...	50
	(e) Raising of Small Animals .....	82	25	18	...	...	39	21	13	1	...	...	7
15	Breeders of birds, bees, silk worms, and poultry farmers, rearers and sellers of leeches .....	82	25	18	...	...	39	21	13	1	...	...	7
	(f) Agricultural Machines Services .....	27	17	...	...	...	10	...	...	...	...	...	...
16	Owners, lessors, and drivers of agricultural machines .....	27	17	...	...	...	10	...	...	...	...	...	...
	2. FISHING AND HUNTING .....	1,238	335	1	2	...	902	1,037	281	...	2	...	756
17	Fishing .....	1,201	328	...	2	...	873	1,023	278	...	2	...	745
18	Hunting .....	37	7	1	...	...	29	14	3	...	...	...	11
19	2 (a) Nomads .....	...	...	...	...	...	...	...	...	...	...	...	...
	Nomads (See section (b) Part I.) .....	...	...	...	...	...	...	...	...	...	...	...	...
	II. EXTRACTION OF MINERALS .....	1,650	497	5	1	...	1,148	1,069	304	1	1	...	764
	3. MINES .....	4	...	...	...	...	4	...	...	...	...	...	...
20	Metallic minerals .....	4	...	...	...	...	4	...	...	...	...	...	...
	4. QUARRIES OF HARD ROCKS .....	1,589	480	4	1	...	1,105	1,066	302	1	1	...	763
21	Other minerals (stone, limestone, sulphur, gypsum) and zifzif .....	1,589	480	4	1	...	1,105	1,066	302	1	1	...	763

TABLE XVI.

Occupation or means of livelihood. Part I(a).—General table.—Summary.—Settled population  
Four main towns.—Jaffa, Tel Aviv, Jerusalem and Haifa.

JEWS						CHRISTIANS						OTHERS						
Total earners .. .. . 44,462						Total earners .. .. . 15,723						Total earners .. .. . 351						
Total dependants .. . . . 75,456						Total dependants .. . . . 26,711						Total dependants .. . . . 340						
Total population .. . . . 119,918						Total population .. . . . 42,434						Total population .. . . . 691						
Total earners and dependants	EARNERS				Total working and non-working dependants	Total earners and dependants	EARNERS				Total working and non-working dependants	Total earners and dependants	EARNERS				Total working and non-working dependants	
	Total following each occupation as principal		Partly agriculturists				Total following each occupation as principal		Partly agriculturists				Total following each occupation as principal		Partly agriculturists			
	Males	Females	Males	Females			Males	Females	Males	Females			Males	Females	Males	Females		
15	16	17	18	19	20	21	22	23	24	25	26	27	28	29	30	31	32	
119,918	33,798	10,664	28	2	75,456	42,434	12,811	2,912	49	3	26,711	691	271	80	1	...	340	
2,645	986	250	2	...	1,409	1,466	418	30	...	1	1,018	36	14	3	...	...	19	
2,294	856	247	2	...	1,191	1,241	357	30	...	1	854	31	12	2	...	...	17	
2,246	843	247	2	...	1,156	1,088	316	29	...	1	743	31	12	2	...	...	17	
1,180	481	152	2	...	547	350	96	12	...	...	242	27	10	2	...	...	15	
15	6	2	...	...	7	53	11	7	...	...	35	1	...	...	...	...	1	
315	110	53	1	...	152	190	47	4	...	...	139	19	5	1	...	...	13	
280	96	12	1	...	172	29	15	...	...	...	14	1	1	...	...	...	...	
...	...	...	...	...	...	...	...	...	...	...	...	...	...	...	...	...	...	...
570	269	85	...	...	216	78	23	1	...	...	54	6	4	1	...	...	1	
880	310	75	...	...	495	717	208	16	...	1	493	3	1	...	...	...	...	
509	159	18	...	...	332	469	126	16	...	1	327	...	...	...	...	...	2	
371	151	57	...	...	163	248	82	...	...	...	166	3	1	...	...	...	2	
31	8	1	...	...	22	3	3	...	...	...	...	...	...	...	...	...	...	
7	3	1	...	...	3	2	2	...	...	...	...	...	...	...	...	...	...	
24	5	...	...	...	19	1	1	...	...	...	...	...	...	...	...	...	...	
69	16	2	...	...	51	16	8	1	...	...	7	1	1	...	...	...	...	
58	14	1	...	...	41	7	2	...	...	...	5	...	...	...	...	...	...	
5	...	...	...	...	5	6	3	1	...	...	2	...	...	...	...	...	...	
3	1	...	...	...	2	...	...	...	...	...	...	...	...	...	...	...	...	
...	...	...	...	...	...	...	...	...	...	...	...	...	...	...	...	...	...	
5	1	1	...	...	3	3	3	...	...	...	...	1	1	...	...	...	...	
61	12	17	...	...	32	...	...	...	...	...	...	...	...	...	...	...	...	
61	12	17	...	...	32	...	...	...	...	...	...	...	...	...	...	...	...	
25	16	...	...	...	9	2	1	...	...	...	1	...	...	...	...	...	...	
25	16	...	...	...	9	2	1	...	...	...	1	...	...	...	...	...	...	
48	13	...	...	...	35	153	41	1	...	...	111	...	...	...	...	...	...	
46	12	...	...	...	34	132	38	...	...	...	94	...	...	...	...	...	...	
2	1	...	...	...	1	21	3	1	...	...	17	...	...	...	...	...	...	
...	...	...	...	...	...	...	...	...	...	...	...	...	...	...	...	...	...	
351	130	3	...	...	218	225	61	...	...	...	164	5	2	1	...	...	2	
3	...	...	...	...	3	1	...	...	...	...	1	...	...	...	...	...	...	
3	...	...	...	...	3	1	...	...	...	...	1	...	...	...	...	...	...	
300	117	3	...	...	180	220	60	...	...	...	160	3	1	...	...	...	2	
300	117	3	...	...	180	220	60	...	...	...	160	3	1	...	...	...	2	

TABLE XVI.

Occupation or means of livelihood. Part I (a).—General table.—Summary.—Settled population  
Four main towns.—Jaffa, Tel Aviv, Jerusalem and Haifa.

GROUP NUMBER	OCCUPATION	ALL RELIGIONS						MOSLEMS					
		Total earners .. .. . 85,568						Total earners .. .. . 15,838					
		Total dependants .. .. . 153,305						Total dependants .. .. . 50,798					
		Total population .. .. . 238,873						Total population .. .. . 75,836					
Total earners and dependants	EARNERS				Total working and non-working dependants	Total earners and dependants	EARNERS				Total working and non-working dependants		
	Total following each occupation as principal		Partly agriculturists				Total following each occupation as principal		Partly agriculturists				
	Males	Females	Males	Females			Males	Females	Males	Females			
1	2	3	4	5	6	7	8	9	10	11	12	13	14
	5. SALT, etc. ....	57	17	1	...	...	38	3	2	...	...	...	1
22	Rock, sea and marsh salt .....	7	3	...	...	...	4	2	2	...	...	...	...
23	Extraction of minerals soluble in water .....	50	14	1	...	...	35	1	...	...	...	...	1
24	Extraction of bitumen from Dead Sea .....	...	...	...	...	...	...	...	...	...	...	...	...
	<b>B. PREPARATION AND SUPPLY OF MATERIAL SUBSTANCES.....</b>	<b>141,317</b>	<b>42,248</b>	<b>5,729</b>	<b>294</b>	<b>26</b>	<b>98,346</b>	<b>48,887</b>	<b>16,095</b>	<b>523</b>	<b>103</b>	<b>25</b>	<b>33,869</b>
	<b>III. INDUSTRY .....</b>	<b>68,564</b>	<b>20,750</b>	<b>4,307</b>	<b>45</b>	<b>1</b>	<b>43,507</b>	<b>16,579</b>	<b>5,247</b>	<b>358</b>	<b>84</b>	<b>...</b>	<b>16,074</b>
	6. TEXTILES. ....	1,170	301	307	...	1	562	68	21	1	...	...	41
25	Cotton weaving, spinning, carding and cleaning .....	51	12	8	...	...	31	...	...	...	...	...	...
26	Cotton carpet weaving .....	20	5	5	...	...	10	...	...	...	...	...	...
27	Rope, twine and string .....	45	9	12	...	...	24	5	1	...	...	...	4
28	Other fibres, (flax, hemp, straw, etc.).....	58	19	4	...	...	35	26	14	1	...	...	21
29	Wool carders, spinners, weavers of woollen goods, carpets, etc .....	179	46	28	...	...	105	1	1	...	...	...	...
30	Silk spinners and weavers .....	32	10	4	...	...	18	8	...	...	...	...	2
31	Hair, camel and horse hair, bristles work, brush makers, etc .....	77	26	1	...	...	50	18	4	...	...	...	12
32	Persons occupied with feathers .....	...	...	...	...	...	...	...	...	...	...	...	...
33	Hosiery knitters and textile weavers .....	523	138	171	...	1	213	1	...	...	...	...	1
34	Dyeing, bleaching, printing, preparation and sponging of textiles .....	48	16	6	...	...	26	8	1	...	...	...	1
35	Other (lace, crape, fringes, embroideries, etc.) and insufficiently described textile industries.	138	20	68	...	...	50	...	...	...	...	...	...
	7. HIDES, SKINS AND HARD MATERIALS FROM THE ANIMAL KINGDOM .....	426	135	16	...	...	278	128	35	1	...	...	92
36	Tanners, curriers, leather dressers, etc., and blood boilers .....	240	67	5	...	...	168	110	29	1	...	...	80
37	Leather dyers .....	7	4	...	...	...	3	2	...	...	...	...	...
38	Makers of leather articles .....	118	42	8	...	...	68	1	...	...	...	...	1
39	Furriers.....	59	21	3	...	...	35	15	4	...	...	...	11
40	Bone, ivory horn, shell, etc., workers, catgut string preparer .....	2	1	...	...	...	1	...	...	...	...	...	...
	8 WOOD.....	8,115	2,803	29	8	...	5,483	2,024	623	...	1	...	1,401
41	Sawyers, carpenters, turners, and joiners, etc.	7,821	2,522	21	7	...	5,278	1,900	588	...	...	...	1,312
42	Basket makers and other industries of woody material and cork goods including leaves, wickerworkers, makers of brooms, gutsieves etc	294	81	8	1	...	205	124	35	...	1	...	89
	9. METALS .....	4,941	1,620	51	4	...	3,270	1,503	538	5	2	...	960
43	Forging and rolling of wire and other materials.	45	14	1	...	...	30	13	4	...	...	...	8
44	Plough and agricultural implement makers...	6	1	...	...	...	5	1	...	...	...	...	1
45	Makers of arms, guns, cutlery .....	35	12	1	...	...	22	25	10	...	...	...	15
46	Makers of sieves and other workers in iron and makers of implements and tools principally or exclusively of iron .....	3,237	1,119	41	4	...	2,127	1,181	419	5	2	...	757
47	Workers in brass, copper, and bell metal.....	255	83	1	...	...	171	78	32	...	...	...	41
48	Workers in other metals (tin, zinc, lead, mercury, etc.).....	1,308	389	7	...	...	912	209	72	...	...	...	137
49	Workers in mints, die-sinkers, etc .....	5	2	...	...	...	3	2	1	...	...	...	1
	10. CERAMICS .....	1,242	436	54	4	...	752	152	57	...	...	...	95
50	Makers of glass and crystal ware.....	81	26	2	1	...	53	11	2	...	...	...	9
51	Makers of porcelain and crockery .....	20	7	2	...	...	11	2	...	...	...	...	...
52	Potters and earthen pipe and bowl makers ...	85	26	3	...	...	56	15	5	...	...	...	10
53	Brick and tile makers .....	747	248	6	3	...	493	123	47	...	...	...	76
54	Others (mosaic, talc, mica, workers). Artificial teeth manufacturers and dental mechanics, mother-of-pearl workers .....	309	129	41	...	...	139	1	1	...	...	...	...

TABLE XVI.

Occupation or means of livelihood. Part I(a).—General table.—Summary.—Settled population Four main towns.—Jaffa, Tel Aviv, Jerusalem and Haifa.

JEWS						CHRISTIANS						OTHERS					
Total earners .. .. . 44,462						Total earners .. .. . 15,723						Total earners .. .. . 351					
Total dependants .. .. . 75,456						Total dependants .. .. . 26,711						Total dependants .. .. . 340					
Total population .. .. . 119,918						Total population .. .. . 42,434						Total population .. .. . 691					
Total earners and dependants	EARNERS				Total working and non-working dependants	Total earners and dependants	EARNERS				Total working and non-working dependants	Total earners and dependants	EARNERS				Total working and non-working dependants
	Total following each occupation as principal		Partly agriculturists				Total following each occupation as principal		Partly agriculturists				Total following each occupation as principal		Partly agriculturists		
	Males	Females	Males	Females			Males	Females	Males	Females			Males	Females	Males	Females	
15	16	17	18	19	20	21	22	23	24	25	26	27	28	29	30	31	32
48	13	...	...	...	35	4	1	...	...	...	3	2	1	1	...	...	...
1	...	...	...	...	1	4	1	...	...	...	3	...	...	...	...	...	...
47	13	...	...	...	34	...	...	...	...	...	...	2	1	1	...	...	...
...	...	...	...	...	...	...	...	...	...	...	...	...	...	...	...	...	...
69,926	20,682	4,402	14	1	44,842	22,192	6,337	782	26	...	15,073	312	134	22	1	...	156
39,567	12,091	3,316	9	1	24,160	12,234	3,332	616	12	...	8,286	184	80	17	...	...	87
1,056	268	285	...	1	503	42	8	17	...	...	17	9	4	4	...	...	1
48	12	5	...	...	31	3	...	3	...	...	...	...	...	...	...	...	...
12	3	3	...	...	6	8	...	2	...	...	...	4	...	...	...	...	...
40	8	12	...	...	20	...	...	...	...	...	...	...	...	...	...	...	...
16	4	2	...	...	10	6	...	1	...	...	4	...	...	...	...	...	...
172	43	27	...	...	102	6	...	2	...	...	3	...	...	...	...	...	...
30	10	4	...	...	16	...	...	...	...	...	...	...	...	...	...	...	...
61	21	1	...	...	38	...	...	...	...	...	...	...	...	...	...	...	...
...	...	...	...	...	...	...	...	...	...	...	...	...	...	...	...	...	...
518	135	168	...	1	210	1	...	...	...	...	1	7	3	3	...	...	1
42	11	6	...	...	25	3	3	...	...	...	...	1	1	...	...	...	...
122	20	57	...	...	45	15	...	10	...	...	5	1	...	1	...	...	...
227	79	14	...	...	134	70	20	1	...	...	49	1	1	...	...	...	...
84	26	3	...	...	55	46	12	1	...	...	33	...	...	...	...	...	...
4	2	...	...	...	2	1	...	...	...	...	1	...	...	...	...	...	...
109	39	8	...	...	62	7	...	2	...	...	5	1	1	...	...	...	...
28	11	3	...	...	14	16	6	...	...	...	10	...	...	...	...	...	...
2	1	...	...	...	1	...	...	...	...	...	...	...	...	...	...	...	...
3,966	1,408	22	...	...	2,536	2,110	563	7	7	...	1,540	15	9	...	...	...	6
3,811	1,367	15	...	...	2,429	2,095	558	6	7	...	1,531	15	9	...	...	...	6
155	41	7	...	...	107	15	5	1	...	...	9	...	...	...	...	...	...
2,246	696	24	1	...	1,526	1,166	377	21	1	...	768	26	9	1	...	...	16
30	8	1	...	...	21	3	2	...	...	...	1	...	...	...	...	...	...
5	1	...	...	...	4	...	...	...	...	...	...	...	...	...	...	...	...
8	1	1	...	...	6	2	1	...	...	...	1	...	...	...	...	...	...
1,147	385	14	1	...	748	956	313	21	1	...	622	3	2	1	...	...	...
62	18	1	...	...	43	98	27	...	...	...	71	22	6	...	...	...	16
993	282	7	...	...	71	105	34	...	...	...	71	1	1	...	...	...	...
1	1	...	...	...	...	2	...	...	...	...	2	...	...	...	...	...	...
812	304	47	2	...	461	277	74	7	2	...	196	1	1	...	...	...	...
70	24	2	1	...	44	...	...	...	...	...	...	...	...	...	...	...	...
5	1	...	...	...	4	13	4	2	...	...	7	...	...	...	...	...	...
25	9	...	...	...	16	45	12	3	...	...	30	...	...	...	...	...	...
421	146	6	1	...	269	202	54	...	2	...	148	1	1	...	...	...	...
291	124	39	...	...	128	17	4	2	...	...	11	...	...	...	...	...	...

TABLE XVI.

Occupation or means of livelihood. Part I(a).—General table.—Summary.—Settled population  
Four main towns.—Jaffa, Tel Aviv, Jerusalem and Haifa.

GROUP NUMBER	OCCUPATION	ALL RELIGIONS						MOSLEMS					
		Total earners .. .. . 85,568 Total dependants .. .. . 153,305 Total population .. .. . 238,873						Total earners .. .. . 25,032 Total dependants .. .. . 50,798 Total population .. .. . 75,830					
		Total earners and dependants	EARNERS				Total working and non-working dependants	Total earners and dependants	EARNERS				Total working and non-working dependants
			Total following each occupation as principal		Partly agriculturists				Total following each occupation as principal		Partly agriculturists		
		Males	Females	Males	Females		Males	Females	Males	Females			
1	2	3	4	5	6	7	8	9	10	11	12	13	14
	<b>II. CHEMICAL PRODUCTS PROPERLY SO CALLED AND ANALOGOUS .....</b>	<b>906</b>	<b>251</b>	<b>30</b>	...	...	<b>625</b>	<b>232</b>	<b>65</b>	<b>1</b>	...	...	<b>166</b>
55	Manufacture of matches and explosive materials .....	15	6	...	...	...	9	1	...	...	...	...	1
56	Manufacture of aerated and mineral waters ..	153	46	2	...	...	105	29	13	...	...	...	16
57	Manufacture of dyes, paint, and ink .....	14	6	...	...	...	8	...	...	...	...	...	...
58	Manufacture and refinery of vegetable and mineral oils .....	249	75	11	...	...	163	108	32	...	...	...	76
59	Manufacture of soap .....	362	84	6	...	...	272	89	19	1	...	...	69
60	Others (candles, perfumes, and miscellaneous drugs, carbonic acid gas, oxygen, essential oils, tooth paste, boot polish, fertilizers; manufacture of) .....	118	34	11	...	...	68	5	1	...	...	...	4
	<b>12. FOOD INDUSTRIES .....</b>	<b>10,099</b>	<b>2,956</b>	<b>291</b>	<b>14</b>	...	<b>6,852</b>	<b>5,250</b>	<b>1,686</b>	<b>61</b>	<b>12</b>	...	<b>3,503</b>
61	Cereals and salt grinders .....	527	136	7	2	...	384	247	66	2	...	...	179
62	Bakers and biscuit makers and macaroni manufacturers .....	3,652	1,097	62	5	...	2,493	1,759	562	9	5	...	1,188
63	Grain parchers, etc .....	108	31	2	...	...	75	89	25	1	...	...	63
64	Butchers .....	2,763	670	16	1	...	2,077	1,370	340	1	1	...	1,029
65	Fish curers .....	11	2	...	...	...	9	...	...	...	...	...	...
66	Butter, cheese, etc., makers .....	284	75	21	...	...	188	2	1	...	...	...	1
67	Sweetmeat makers, preparers of jam and condiments, vegetable preserves and pickles, etc. ....	847	247	60	...	...	540	484	136	...	...	...	298
68	Distillers of spirits and manufacturers of wine.	110	28	2	...	...	80	3	1	...	...	...	2
69	Manufacture of sugar .....	5	2	...	...	...	3	2	...	...	...	...	2
70	Manufacture of tobacco and cigarettes .....	1,792	668	121	6	...	1,003	1,344	555	48	6	...	741
	<b>13. INDUSTRIES OF DRESS AND THE TOILET .....</b>	<b>16,819</b>	<b>3,891</b>	<b>3,226</b>	<b>4</b>	...	<b>9,702</b>	<b>3,240</b>	<b>921</b>	<b>284</b>	<b>4</b>	...	<b>2,035</b>
71	Hat, cap, aggal and tarbush makers and pressers .....	259	75	39	...	...	145	19	3	...	...	...	16
72	Tailors, milliners, dressmakers, darners, embroiderers .....	6,902	1,203	1,981	3	...	3,018	728	204	123	3	...	401
73	Shoe, boot and sandal makers .....	5,559	1,674	25	...	...	3,860	1,120	373	3	...	...	744
74	Other industries pertaining to dress (gloves, gaiters, belts, neckties, shirts, pyjamas, buttons, combs, umbrellas, canes, etc. ....	114	22	27	...	...	65	1	1	...	...	...	...
75	Washing, cleaning, dyeing .....	2,460	238	1,114	...	...	1,108	411	56	151	...	...	204
76	Barbers, hairdressers, wigmakers .....	1,966	613	19	1	...	1,334	830	248	3	1	...	579
77	Other industries connected with the toilet (tattooers, shampooers, bathing establishments, etc.) .....	259	66	21	...	...	172	181	36	4	...	...	91
	<b>14. FURNITURE INDUSTRIES .....</b>	<b>1,086</b>	<b>329</b>	<b>13</b>	...	...	<b>744</b>	<b>128</b>	<b>43</b>	...	...	...	<b>85</b>
78	Cabinet makers, carriage and car painters, etc.	302	111	4	...	...	187	14	10	...	...	...	4
79	Upholsterers, tentmakers, etc .....	784	218	9	...	...	557	114	33	...	...	...	81
	<b>15. BUILDING INDUSTRIES .....</b>	<b>16,118</b>	<b>5,544</b>	<b>55</b>	<b>9</b>	...	<b>10,519</b>	<b>2,748</b>	<b>873</b>	<b>4</b>	<b>4</b>	...	<b>1,871</b>
80	Cement workers and lime burners .....	215	74	1	...	...	140	69	21	...	...	...	48
81	Excavators, well sinkers .....	48	21	1	...	...	26	5	2	...	...	...	3
82	Stone and marble workers and crushers, masons and bricklayers .....	6,438	2,042	30	7	...	4,336	1,865	585	4	4	...	1,276
83	Others (thatchers, building contractors, house painters, tilers, plumbers, locksmiths, etc.) ..	9,417	3,407	23	2	...	5,987	809	265	...	...	...	544
	<b>16. CONSTRUCTION OF MEANS OF TRANSPORT .....</b>	<b>617</b>	<b>213</b>	<b>2</b>	...	...	<b>402</b>	<b>212</b>	<b>63</b>	...	...	...	<b>149</b>
84	Motorcar body makers .....	174	83	1	...	...	90	22	12	...	...	...	10
85	Cart, carriage makers and wheelwrights, bicycle repairers .....	90	35	...	...	...	55	27	8	...	...	...	19
86	Saddlers, harness makers, whip and lash makers .....	318	87	1	...	...	230	128	35	...	...	...	93
87	Boat builders .....	85	8	...	...	...	27	35	8	...	...	...	27



TABLE XVI.

Occupation or means of livelihood. Part I(a).—General table.—Summary.—Settled population  
Four main towns.—Jaffa, Tel Aviv, Jerusalem and Haifa.

GROUP NUMBER	OCCUPATION	ALL RELIGIONS						MOSLEMS					
		Total earners .. .. . 85,568						Total earners .. .. . 25,032					
		Total dependants .. .. . 153,305						Total dependants .. .. . 50,798					
		Total population .. .. . 238,873						Total population .. .. . 75,830					
	Total earners and dependants	EARNERS				Total working and non-working dependants	Total earners and dependants	EARNERS				Total working and non-working dependants	
		Total following each occupation as principal		Partly agriculturists				Total following each occupation as principal		Partly agriculturists			
		Males	Females	Males	Females			Males	Females	Males	Females		
1	2	3	4	5	6	7	8	9	10	11	12	13	14
	17. PRODUCTION AND TRANSMISSION OF PHYSICAL FORCES (heat, light, electricity motive power etc.) .....	1,251	542	11	1	...	698	102	28	...	...	...	74
88	Electric power, and ice factories .....	1,251	542	11	1	...	698	102	28	...	...	...	74
	18. INDUSTRIES OF LUXURY AND THOSE PERTAINING TO LITERATURE AND THE ARTS AND SCIENCES ...	4,941	1,658	221	1	...	3,062	229	102	1	1	...	126
89	Printers, lithographers, engravers, etc. ....	1,652	635	24	1	...	993	71	33	1	1	...	37
90	Newspaper and magazine managers and editors, journalists, etc. ....	325	130	6	...	...	189	55	26	...	...	...	29
91	Bookbinders and stitchers, envelope makers, paper bags and cardboard boxes manufacturers. ....	772	233	117	...	...	422	38	24	...	...	...	14
92	Makers of musical instruments .....	9	3	...	...	...	6	...	...	...	...	...	...
93	Makers of watches, clocks, optical, photographic and surgical instruments .....	387	135	1	...	...	251	12	4	...	...	...	8
94	Workers in precious stones and metals, enamellers, imitation jewelry makers, gilders, etc. ....	844	219	4	...	...	621	26	7	...	...	...	19
95	Makers of bangles, rosaries, bead and other necklaces, spangles, etc. Picture frame makers.	39	9	13	...	...	17	3	1	...	...	...	2
96	Toy, kite, cage, fishing tackle, etc., makers and taxidermists. ....	12	4	...	...	...	8	10	3	...	...	...	7
97	Others, including managers, persons other than performers employed in theatres, cinemas, and other places of public entertainment, employees of public societies, race club service, etc. ....	901	290	56	...	...	555	14	4	...	...	...	10
	19. INDUSTRIES CONCERNED WITH REFUSE MATTER.	674	214	1	...	...	459	483	161	...	...	...	322
98	Sweepers, scavengers, dust and refuse contractors. ....	674	214	1	...	...	459	483	161	...	...	...	322
	20. OTHER INDUSTRIES. ....	159	57	...	...	...	102	85	31	...	...	...	54
99	Other industries. ....	159	57	...	...	...	102	85	31	...	...	...	54
	IV. TRANSPORT. ....	25,922	8,633	182	90	...	17,107	14,771	4,956	26	89	...	9,789
	21. TRANSPORT BY WATER .....	4,592	1,565	15	2	...	3,012	3,927	1,277	4	2	...	2,646
100	Harbour works and stevedores .....	412	150	2	1	...	260	221	69	...	1	...	152
101	Ship-owners and their employees, ship's officers, ship agents, etc. ....	362	175	9	...	...	178	65	29	...	...	...	36
102	Persons employed on the maintenance of streams and canals (including construction) ..	1	...	...	...	...	1	1	...	...	...	...	1
103	Boat owners, boatmen and towmen .....	3,817	1,240	4	1	...	2,573	3,640	1,179	4	1	...	2,457
	22. TRANSPORT BY ROAD .....	16,293	5,439	56	83	...	10,798	8,850	3,087	14	83	...	5,749
104	Persons employed on the construction and maintenance of roads and bridges. ....	433	142	1	2	...	290	301	105	1	2	...	195
105	Cart, car and tractor owners and drivers, stable boys, managers and employees (excluding private servants) .....	7,564	2,593	15	5	...	4,956	2,855	939	...	5	...	1,716
106	Pack camel, mule, ass and bullock owners and drivers and animal hospitals managers and attendants .....	1,478	405	4	10	...	1,069	1,323	365	2	10	...	956
107	Porters and messengers .....	6,818	2,299	36	66	...	4,483	4,571	1,678	11	66	...	2,882
	23. TRANSPORT BY RAIL .....	3,400	1,066	21	5	...	2,313	1,749	517	6	4	...	1,226
108	Railway employees of all kinds other than on construction .....	3,318	1,041	21	5	...	2,256	1,695	498	6	4	...	1,191
109	Labourers employed on railway construction ..	82	25	...	...	...	57	54	19	...	...	...	35

TABLE XVI.

Occupation or means of livelihood. Part I (a).—General table.—Summary.—Settled population  
Four main towns.—Jaffa, Tel Aviv, Jerusalem and Haifa.

JEWS					CHRISTIANS					OTHERS							
Total earners .. .. .	44,462				Total earners .. .. .	25,723				Total earners .. .. .	351						
Total dependants .. .. .	75,456				Total dependants .. .. .	26,711				Total dependants .. .. .	340						
Total population .. .. .	119,918				Total population .. .. .	42,434				Total population .. .. .	691						
Total earners and dependants	EARNERS				Total working and non-working dependants	Total earners and dependants	EARNERS				Total working and non-working dependants	Total earners and dependants	EARNERS				Total working and non-working dependants
	Total following each occupation as principal		Partly agriculturists				Total following each occupation as principal		Partly agriculturists				Total following each occupation as principal		Partly agriculturists		
	Males	Females	Males	Females			Males	Females	Males	Females			Males	Females	Males	Females	
15	16	17	18	19	20	21	22	23	24	25	26	27	28	29	30	31	32
1,026	451	11	1	...	564	118	58	...	...	...	60	5	5	...	...	...	...
1,028	451	11	1	...	564	118	58	...	...	...	60	5	5	...	...	...	...
3,969	1,325	192	...	...	2,452	710	220	26	...	...	464	33	11	2	...	...	20
1,301	508	22	...	...	771	274	89	1	...	...	184	6	5	...	...	...	1
208	83	5	...	...	120	58	20	1	...	...	37	4	1	...	...	...	3
655	181	113	...	...	361	77	28	2	...	...	47	2	...	2	...	...	...
4	2	...	...	...	2	5	1	...	...	...	4	...	...	...	...	...	...
340	118	1	...	...	221	34	12	...	...	...	22	1	1	...	...	...	...
621	159	4	...	...	458	181	50	...	...	...	131	16	3	...	...	...	13
11	5	...	...	...	6	25	3	13	...	...	9	...	...	...	...	...	...
2	1	...	...	...	1	...	...	...	...	...	...	...	...	...	...	...	...
827	268	47	...	...	512	56	17	9	...	...	30	4	1	...	...	...	3
160	46	...	...	...	114	31	7	1	...	...	23	...	...	...	...	...	...
160	46	...	...	...	114	31	7	1	...	...	23	...	...	...	...	...	...
72	24	...	...	...	48	2	2	...	...	...	...	...	...	...	...	...	...
72	24	...	...	...	48	2	2	...	...	...	...	...	...	...	...	...	...
7,209	2,317	105	...	...	4,787	3,887	1,334	50	1	...	2,503	55	26	1	...	...	28
210	94	8	...	...	108	444	186	3	...	...	255	11	8	...	...	...	3
93	41	1	...	...	51	88	33	1	...	...	54	10	7	...	...	...	3
102	43	7	...	...	52	194	102	2	...	...	90	1	1	...	...	...	...
...	...	...	...	...	...	...	...	...	...	...	...	...	...	...	...	...	...
15	10	...	...	...	5	162	51	...	...	...	111	...	...	...	...	...	...
5,524	1,714	35	...	...	3,775	1,903	631	7	...	...	1,265	16	7	...	...	...	9
67	23	...	...	...	44	64	13	...	...	...	51	1	1	...	...	...	...
3,330	1,122	14	...	...	2,194	1,564	526	1	...	...	1,037	15	6	...	...	...	9
114	28	1	...	...	85	41	12	1	...	...	28	...	...	...	...	...	...
2,013	541	20	...	...	1,452	234	80	5	...	...	149	...	...	...	...	...	...
700	240	8	...	...	452	928	302	6	1	...	620	23	7	1	...	...	15
687	236	8	...	...	443	913	300	6	1	...	607	23	7	1	...	...	15
18	4	...	...	...	9	15	2	...	...	...	13	...	...	...	...	...	...

TABLE XVI.

Occupation or means of livelihood. Part I (a).—General table.—Summary.—Settled population  
Four main towns.—Jaffa, Tel Aviv, Jerusalem and Haifa.

GROUP NUMBER	OCCUPATION	ALL RELIGIONS						MOSLEMS					
		Total earners .. .. . 85,568						Total earners .. .. . 25,032					
		Total dependants .. .. . 153,305						Total dependants .. .. . 50,798					
		Total population .. .. . 238,873						Total population .. .. . 75,830					
	Total earners and dependants	EARNERS				Total working and non-working dependants	Total earners and dependants	EARNERS				Total working and non-working dependants	
		Total following each occupation as principal		Partly agriculturists				Total following each occupation as principal		Partly agriculturists			
		Males	Females	Males	Females			Males	Females	Males	Females		
1	2	3	4	5	6	7	8	9	10	11	12	13	14
	24. POST OFFICE, TELEGRAPH AND TELEPHONE SERVICES .....	1,637	563	90	...	...	984	245	75	2	...	...	168
110	Post office, telegraph and telephone services, persons employed on telegraph and telephone line construction .....	1,637	563	90	...	...	984	245	75	2	...	...	168
	<b>V. TRADE .....</b>	<b>46,831</b>	<b>12,865</b>	<b>1,240</b>	<b>99</b>	<b>25</b>	<b>32,726</b>	<b>17,537</b>	<b>4,892</b>	<b>139</b>	<b>80</b>	<b>25</b>	<b>12,506</b>
	25. BANKS, ESTABLISHMENTS OF CREDIT, EXCHANGE AND INSURANCE .....	2,366	814	120	1	...	1,432	120	36	3	...	...	81
111	Bank managers, money-lenders, exchange and insurance agents, money-changers and their employees .....	2,366	814	120	1	...	1,432	120	36	3	...	...	81
	26. BROKERAGE, COMMISSION AND EXPORT.....	3,298	976	28	4	...	2,294	850	198	...	3	...	652
112	Brokers, commission agents, commercial travellers, warehouse owners and employees...	3,298	976	28	4	...	2,294	850	198	...	3	...	652
	27. TRADE IN TEXTILES .....	3,157	773	39	3	...	2,345	857	193	3	2	...	661
113	Trade in piece goods, wool, cotton, silk, hair and other textiles and fibres.....	3,157	773	39	3	...	2,345	857	193	3	2	...	661
	28. TRADE IN SKINS, LEATHER AND FURS.....	322	77	5	...	...	240	52	15	...	...	...	37
1. 4	Trade in skins, leather, furs, feathers, horn, etc.	322	77	5	...	...	240	52	15	...	...	...	37
	29. TRADE IN WOOD .....	204	66	...	...	...	138	40	13	...	...	...	27
115	Trade in wood (not firewood,) cork, bark, etc.	204	66	...	...	...	138	40	13	...	...	...	27
	30. TRADE IN METALS .....	341	105	2	...	...	234	16	8	...	...	...	8
116	Trade in metals, machinery, cutlery, tool, etc., sellers .....	341	105	2	...	...	234	16	8	...	...	...	8
	31. TRADE IN POTTERY .....	133	18	3	...	...	112	89	10	...	...	...	79
117	Trade in pottery .....	133	18	3	...	...	112	89	10	...	...	...	79
	32. TRADE IN CHEMICAL PRODUCTS. ....	1,044	186	14	...	...	844	630	61	...	...	...	569
118	Trade in chemical products, (drugs, dyes paints, fuel oil, explosives, etc., and fertilizers).....	1,044	186	14	...	...	844	630	61	...	...	...	569
	33. HOTELS, CAFÉS, RESTAURANTS .....	7,007	2,366	390	6	...	4,251	3,099	1,272	20	5	...	1,807
119	Vendors of wine, liquors, aerated waters, ice cream, etc. ....	2,631	903	39	4	...	1,689	1,394	571	12	4	...	811
120	Owners and managers of hotels, cookshops, serais, garages and stables (khans) etc., and their employees .....	4,376	1,463	351	2	...	2,562	1,705	701	8	1	...	996
	34. OTHER TRADE IN FOODSTUFFS .....	20,249	4,950	450	79	25	14,849	9,867	2,412	102	68	25	7,353
121	Fish dealers .....	1,080	120	17	...	...	943	863	68	6	...	...	789
122	Grocers and sellers of vegetable oil, salt and other condiments.....	7,543	1,909	198	15	...	5,436	2,533	666	14	12	...	1,853
123	Sellers of dairy produce, eggs, poultry .....	2,773	755	100	4	...	1,918	663	231	16	4	...	416

TABLE XVI.

Occupation or means of livelihood. Part I(a).—General table.—Summary.—Settled population  
Four main towns.—Jaffa, Tel Aviv, Jerusalem and Haifa.

JEWS					CHRISTIANS					OTHERS							
Total earners .. .. .	44,462				Total earners .. .. .	25,723				Total earners .. .. .	351						
Total dependants .. .. .	75,456				Total dependants .. .. .	26,711				Total dependants .. .. .	340						
Total population .. .. .	119,918				Total population .. .. .	42,434				Total population .. .. .	691						
Total earners and dependants	EARNERS				Total working and non-working dependants	Total earners and dependants	EARNERS				Total working and non-working dependants	Total earners and dependants	EARNERS				Total working and non-working dependants
	Total following each occupation as principal		Partly agriculturists				Total following each occupation as principal		Partly agriculturists				Total following each occupation as principal		Partly agriculturists		
	Males	Females	Males	Females			Males	Females	Males	Females			Males	Females	Males	Females	
15	16	17	18	19	20	21	22	23	24	25	26	27	28	29	30	31	32
775	269	54	...	...	452	612	215	34	...	...	363	5	4	...	...	...	1
775	269	54	...	...	452	612	215	34	...	...	363	5	4	...	...	...	1
23,150	6,274	981	5	...	15,895	6,071	1,671	116	13	...	4,284	73	28	4	1	...	41
1,698	602	100	...	...	996	541	173	16	1	...	352	7	3	1	...	...	3
1,698	602	100	...	...	996	541	173	16	1	...	352	7	3	1	...	...	3
1,856	605	24	...	...	1,227	580	170	4	1	...	406	12	3	...	...	...	9
1,856	605	24	...	...	1,227	580	170	4	1	...	406	12	3	...	...	...	9
2,070	515	34	1	...	1,521	218	63	2	...	...	153	12	2	...	...	...	10
2,070	515	34	1	...	1,521	218	63	2	...	...	153	12	2	...	...	...	10
233	50	5	...	...	178	37	12	...	...	...	25	...	...	...	...	...	...
233	50	5	...	...	178	37	12	...	...	...	25	...	...	...	...	...	...
134	42	...	...	...	92	30	11	...	...	...	19	...	...	...	...	...	...
134	42	...	...	...	92	30	11	...	...	...	19	...	...	...	...	...	...
275	86	2	...	...	187	50	11	...	...	...	39	...	...	...	...	...	...
275	86	2	...	...	187	50	11	...	...	...	39	...	...	...	...	...	...
32	7	2	...	...	23	12	1	1	...	...	10	...	...	...	...	...	...
32	7	2	...	...	23	12	1	1	...	...	10	...	...	...	...	...	...
345	101	13	...	...	231	69	24	1	...	...	44	...	...	...	...	...	...
345	101	13	...	...	231	69	24	1	...	...	44	...	...	...	...	...	...
2,528	675	306	1	...	1,547	1,361	409	61	...	...	891	19	10	3	...	...	6
630	168	22	...	...	440	602	162	4	...	...	436	5	2	1	...	...	2
1,898	507	284	1	...	1,107	759	247	57	...	...	455	14	8	2	...	...	4
8,442	2,084	335	2	...	6,023	1,936	451	13	8	...	1,472	4	3	...	1	...	1
209	50	10	...	...	149	8	2	1	...	...	5	...	...	...	...	...	...
3,933	980	179	...	...	2,774	1,074	261	5	2	...	808	3	2	...	1	...	1
2,019	504	82	...	...	1,433	90	19	2	...	...	69	1	1	...	...	...	...

TABLE XVI.

Occupation or means of livelihood. Part I (a).—General table.—Summary.—Settled population Four main towns.—Jaffa, Tel Aviv, Jerusalem and Haifa.

GROUP NUMBER	OCCUPATION	ALL RELIGIONS						MOSLEMS					
		Total earners .. .. . 85,568						Total earners .. .. . 25,032					
		Total dependants .. .. . 153,305						Total dependants .. .. . 50,798					
		Total population .. .. . 238,873						Total population .. .. . 75,830					
	Total earners and dependants	EARNERS				Total working and non-working dependants	Total earners and dependants	EARNERS				Total working and non-working dependants	
		Total following each occupation as principal		Partly agriculturists				Total following each occupation as principal		Partly agriculturists			
		Males	Females	Males	Females			Males	Females	Males	Females		
I	2	3	4	5	6	7	8	9	10	11	12	13	14
124	Sellers of meat .....	397	59	6	...	...	332	266	33	1	...	...	232
125	Sellers of bread, cakes and sweetmeats, etc ..	1,763	270	30	1	...	1,463	1,338	171	4	1	...	1,163
126	Sellers of vegetables and fruit .....	4,494	1,313	79	50	25	3,102	2,881	938	54	50	25	1,889
127	Sellers of citrus fruit .....	466	110	5	1	...	351	293	62	3	...	...	228
128	Grain dealers .....	1,250	289	9	8	...	952	703	167	2	1	...	534
129	Tobacco, cigarettes and snuff sellers .....	232	80	2	...	...	150	128	45	...	...	...	83
130	Dealers in sheep, goats and pigs .....	123	34	3	...	...	91	89	22	2	...	...	65
131	Dealers in hay, grass and fodder .....	123	11	1	...	...	111	110	9	...	...	...	101
	<b>35. TRADE IN CLOTHING AND TOILET ARTICLES..</b>	<b>2,144</b>	<b>615</b>	<b>44</b>	<b>2</b>	<b>...</b>	<b>1,485</b>	<b>406</b>	<b>143</b>	<b>1</b>	<b>2</b>	<b>...</b>	<b>262</b>
132	Trade in ready-made clothing, second-hand clothing, and other articles of dress and the toilet (hats, umbrellas, canes, socks, shoes, perfumes, soap, etc.) .....	2,144	615	44	2	...	1,485	406	143	1	2	...	262
	<b>36. TRADE IN FURNITURE .....</b>	<b>749</b>	<b>200</b>	<b>9</b>	<b>...</b>	<b>...</b>	<b>540</b>	<b>117</b>	<b>31</b>	<b>...</b>	<b>...</b>	<b>...</b>	<b>86</b>
133	Trade in furniture, carpets, curtains and bedding .....	357	93	6	...	...	258	29	11	...	...	...	18
134	Hardware, cooking utensils, porcelain, crockery glassware, bottles, etc. ....	392	107	3	...	...	282	88	20	...	...	...	68
	<b>37. TRADE IN BUILDING MATERIALS .....</b>	<b>440</b>	<b>114</b>	<b>3</b>	<b>2</b>	<b>...</b>	<b>323</b>	<b>56</b>	<b>10</b>	<b>1</b>	<b>...</b>	<b>...</b>	<b>45</b>
135	Trade in building materials (stones, bricks, plaster, cement, sand, tiles, thatch, etc.)....	440	114	3	2	...	323	56	10	1	...	...	45
	<b>38. TRADE IN MEANS OF TRANSPORT .....</b>	<b>316</b>	<b>86</b>	<b>2</b>	<b>...</b>	<b>...</b>	<b>228</b>	<b>138</b>	<b>31</b>	<b>...</b>	<b>...</b>	<b>...</b>	<b>107</b>
136	Dealers in motorcars, horses, mules, camels, asses, etc., sellers (not makers) of carriages, saddlery, etc .....	316	86	2	...	...	228	188	31	...	...	...	107
	<b>39. TRADE IN FUEL .....</b>	<b>320</b>	<b>88</b>	<b>4</b>	<b>1</b>	<b>...</b>	<b>228</b>	<b>170</b>	<b>45</b>	<b>1</b>	<b>...</b>	<b>...</b>	<b>124</b>
137	Dealers in firewood, charcoal, coal, dung, etc., for fuel .....	320	88	4	1	...	228	170	45	1	...	...	124
	<b>40. TRADE IN ARTICLES OF LUXURY AND THOSE PERTAINING TO LETTERS AND THE ARTS AND SCIENCES .....</b>	<b>1,334</b>	<b>387</b>	<b>47</b>	<b>1</b>	<b>...</b>	<b>900</b>	<b>96</b>	<b>36</b>	<b>...</b>	<b>...</b>	<b>...</b>	<b>60</b>
138	Dealers in precious stones, jewelry (real and imitation), clocks, optical instruments, etc. .	101	30	2	1	...	69	6	1	...	...	...	5
139	Dealers in bangles, bead necklaces, fans, small articles, toys, hunting and fishing tackle, flowers, etc.....	313	85	20	...	...	208	25	9	...	...	...	16
140	Publishers, booksellers, stationers, dealers in music, pictures, musical instruments, curiosities, antiquities, and souvenir goods.....	920	272	25	...	...	623	65	26	...	...	...	39
	<b>41. TRADE IN REFUSE MATTER.....</b>	<b>229</b>	<b>59</b>	<b>4</b>	<b>...</b>	<b>...</b>	<b>166</b>	<b>13</b>	<b>1</b>	<b>1</b>	<b>...</b>	<b>...</b>	<b>11</b>
141	Dealers in rags, stable refuse, etc.....	229	59	4	...	...	166	13	1	1	...	...	11
	<b>42. TRADE IN OTHER SORTS.....</b>	<b>3,178</b>	<b>985</b>	<b>76</b>	<b>...</b>	<b>...</b>	<b>2,117</b>	<b>921</b>	<b>377</b>	<b>7</b>	<b>...</b>	<b>...</b>	<b>537</b>
142	Shopkeepers otherwise unspecified .....	399	116	28	...	...	255	12	4	1	...	...	7
143	Itinerant traders, pedlars, hawkers, etc .....	2,713	847	47	...	...	1,819	861	356	6	...	...	499
144	Conjurors, fortune tellers, exhibitors of curiosities, and wild animals.....	23	11	1	...	...	11	17	10	...	...	...	7
145	Other trades (including farmers of pounds, tolls, and markets) .....	43	11	...	...	...	32	31	7	...	...	...	24

TABLE XVI.

Occupation or means of livelihood. Part I(a).—General table.—Summary.—Settled population  
Four main towns.—Jaffa, Tel Aviv, Jerusalem and Haifa.

JEWS						CHRISTIANS						OTHERS					
Total earners .. .. . 44,462						Total earners .. .. . 15,723						Total earners .. .. . 351					
Total dependants .. .. . 75,456						Total dependants .. .. . 26,711						Total dependants .. .. . 340					
Total population .. .. . 119,918						Total population .. .. . 42,434						Total population .. .. . 691					
Total earners and dependants	EARNERS				Total working and non-working dependants	Total earners and dependants	EARNERS				Total working and non-working dependants	Total earners and dependants	EARNERS				Total working and non-working dependants
	Total following each occupation as principal		Partly agriculturists				Total following each occupation as principal		Partly agriculturists				Total following each occupation as principal		Partly agriculturists		
	Males	Females	Males	Females			Males	Females	Males	Females			Males	Females	Males	Females	
15	16	17	18	19	20	21	22	23	24	25	26	27	28	29	30	31	32
123	24	4	...	...	95	8	2	1	...	...	5	...	...	...	...	...	...
394	92	26	...	...	276	31	7	...	...	...	24	...	...	...	...	...	...
1,374	327	25	...	...	1,022	239	48	...	...	...	191	...	...	...	...	...	...
65	22	2	1	...	41	108	26	...	...	...	82	...	...	...	...	...	...
208	50	4	1	...	154	339	72	3	6	...	265	...	...	...	...	...	...
88	27	1	...	...	58	18	8	1	...	...	9	...	...	...	...	...	...
25	7	1	...	...	17	14	5	...	...	...	9	...	...	...	...	...	...
6	1	1	...	...	4	7	1	...	...	...	6	...	...	...	...	...	...
1,306	354	39	...	...	913	427	117	4	...	...	306	5	1	...	...	...	4
1,306	354	39	...	...	913	427	117	4	...	...	306	5	1	...	...	...	4
570	163	9	...	...	408	60	15	...	...	...	45	2	1	...	...	...	1
293	74	6	...	...	213	33	7	...	...	...	26	2	1	...	...	...	1
277	79	3	...	...	195	27	8	...	...	...	19	...	...	...	...	...	...
301	86	1	...	...	214	33	18	1	2	...	64	...	...	...	...	...	...
301	86	1	...	...	214	33	18	1	2	...	64	...	...	...	...	...	...
75	24	1	...	...	50	103	31	1	...	...	71	...	...	...	...	...	...
75	24	1	...	...	50	103	31	1	...	...	71	...	...	...	...	...	...
134	36	3	...	...	95	16	7	...	1	...	9	...	...	...	...	...	...
134	36	3	...	...	95	16	7	...	1	...	9	...	...	...	...	...	...
1,003	290	38	1	...	675	234	60	9	...	...	165	1	1	...	...	...	...
88	25	2	1	...	56	12	4	...	...	...	8	...	...	...	...	...	...
267	70	14	...	...	183	21	6	6	...	...	9	...	...	...	...	...	...
653	195	22	...	...	436	201	50	3	...	...	148	1	1	...	...	...	...
207	53	3	...	...	151	4	3	...	...	...	1	5	2	...	...	...	3
207	53	3	...	...	151	4	3	...	...	...	1	5	2	...	...	...	3
1,941	511	66	...	...	1,364	310	95	3	...	...	212	6	2	...	...	...	4
360	101	27	...	...	232	26	10	...	...	...	16	1	1	...	...	...	...
1,570	407	38	...	...	1,125	277	83	3	...	...	191	5	1	...	...	...	4
4	...	1	...	...	3	2	1	...	...	...	1	...	...	...	...	...	...
7	3	...	...	...	4	5	1	...	...	...	4	...	...	...	...	...	...

TABLE XVI.

Occupation or means of livelihood. Part I (a).—General table.—Summary.—Settled population  
Four main towns.—Jaffa, Tel Aviv, Jerusalem and Haifa.

GROUP NUMBER	OCCUPATION	ALL RELIGIONS						MOSLEMS					
		Total earners .. .. . 85,568						Total earners ... .. . 25,032					
		Total dependants .. .. . 153,305						Total dependants .. .. . 50,798					
		Total population .. .. . 238,873						Total population .. .. . 75,830					
Total earners and dependants	EARNERS				Total working and non-working dependants	Total earners and dependants	EARNERS				Total working and non-working dependants		
	Total following each occupation as principal		Partly agriculturists				Total following each occupation as principal		Partly agriculturists				
	Males	Females	Males	Females			Males	Females	Males	Females			
1	2	3	4	5	6	7	8	9	10	11	12	13	14
	<b>C. PUBLIC ADMINISTRATION AND LIBERAL ARTS. ....</b>	<b>45,972</b>	<b>12,937</b>	<b>3,975</b>	<b>56</b>	<b>6</b>	<b>29,060</b>	<b>10,025</b>	<b>2,456</b>	<b>461</b>	<b>39</b>	<b>5</b>	<b>7,108</b>
	<b>VI. PUBLIC FORCE .....</b>	<b>5,464</b>	<b>3,127</b>	<b>14</b>	<b>4</b>	<b>...</b>	<b>2,323</b>	<b>1,915</b>	<b>600</b>	<b>3</b>	<b>4</b>	<b>...</b>	<b>1,312</b>
	<b>43. ARMY AND AIR FORCE. ....</b>	<b>1,652</b>	<b>1,580</b>	<b>1</b>	<b>...</b>	<b>...</b>	<b>71</b>	<b>10</b>	<b>4</b>	<b>...</b>	<b>...</b>	<b>...</b>	<b>6</b>
146	Army and Air Force (Imperial).....	1,628	1,573	1	...	...	54	3	3	...	...	...	...
147	Army local .....	24	7	...	...	...	17	7	1	...	...	...	6
	<b>44. NAVY.....</b>	<b>10</b>	<b>3</b>	<b>...</b>	<b>...</b>	<b>...</b>	<b>7</b>	<b>8</b>	<b>1</b>	<b>...</b>	<b>...</b>	<b>...</b>	<b>7</b>
148	Navy officers and men .....	10	3	...	...	...	7	8	1	...	...	...	7
	<b>45. POLICE .....</b>	<b>3,802</b>	<b>1,544</b>	<b>13</b>	<b>4</b>	<b>...</b>	<b>2,245</b>	<b>1,897</b>	<b>595</b>	<b>3</b>	<b>4</b>	<b>...</b>	<b>1,299</b>
149	Police .....	3,524	1,462	12	4	...	2,050	1,688	536	2	4	...	1,150
150	Village watchmen and ghafirs .....	278	82	1	...	...	195	209	59	1	...	...	149
	<b>VII. PUBLIC ADMINISTRATION .....</b>	<b>6,364</b>	<b>1,997</b>	<b>123</b>	<b>10</b>	<b>1</b>	<b>4,244</b>	<b>2,366</b>	<b>674</b>	<b>7</b>	<b>10</b>	<b>...</b>	<b>1,685</b>
	<b>46. PUBLIC ADMINISTRATION .....</b>	<b>6,364</b>	<b>1,997</b>	<b>123</b>	<b>10</b>	<b>1</b>	<b>4,244</b>	<b>2,366</b>	<b>674</b>	<b>7</b>	<b>10</b>	<b>...</b>	<b>1,685</b>
151	Service of the state .....	4,004	1,351	96	5	...	2,647	1,256	362	6	5	...	888
152	Service of foreign states .....	197	74	6	...	...	117	39	13	...	...	...	26
153	Municipal and local council service .....	1,633	468	17	5	1	1,148	892	252	1	5	...	639
154	Service of community .....	251	73	1	...	...	177	88	22	...	...	...	66
155	Village officials and servants other than watchmen,—criers and secretaries.....	189	31	3	...	...	155	91	25	...	...	...	66
	<b>VIII. PROFESSIONS AND LIBERAL ARTS. ....</b>	<b>21,479</b>	<b>6,872</b>	<b>2,655</b>	<b>15</b>	<b>...</b>	<b>12,952</b>	<b>2,645</b>	<b>638</b>	<b>92</b>	<b>7</b>	<b>...</b>	<b>1,915</b>
	<b>47. RELIGION. ....</b>	<b>7,569</b>	<b>2,084</b>	<b>112</b>	<b>...</b>	<b>...</b>	<b>5,373</b>	<b>825</b>	<b>182</b>	<b>4</b>	<b>...</b>	<b>...</b>	<b>639</b>
156	Priests, ministers, sheikhs, and rabbis, etc....	1,238	467	12	...	...	759	337	70	2	...	...	255
157	Inmates of monasteries, etc. ....	3,702	918	32	...	...	2,752	13	2	...	...	...	11
158	Catechists, readers, church and mission service .....	480	139	46	...	...	295	157	38	...	...	...	119
159	Burial ground service, pilgrim conductors, circumcisers, ritual slaughterers, beadles .....	2,149	560	22	...	...	1,567	328	72	2	...	...	254
	<b>48. LAW .....</b>	<b>1,524</b>	<b>462</b>	<b>29</b>	<b>5</b>	<b>...</b>	<b>1,033</b>	<b>661</b>	<b>159</b>	<b>1</b>	<b>5</b>	<b>...</b>	<b>501</b>
160	Lawyers of all kinds, including judges, qadis, law agents .....	916	255	3	4	...	658	345	73	1	4	...	271
161	Lawyers, clerks, petition writers, etc.....	608	207	26	1	...	375	316	86	...	1	...	230
	<b>49. MEDICINE .....</b>	<b>3,441</b>	<b>680</b>	<b>1,114</b>	<b>2</b>	<b>...</b>	<b>1,647</b>	<b>268</b>	<b>50</b>	<b>35</b>	<b>1</b>	<b>...</b>	<b>183</b>
162	Medical practitioners of all kinds, including dentists, veterinary surgeons and orthopedists.	1,528	405	193	2	...	930	132	28	...	1	...	104
163	Midwives, pharmaceutical chemists, nurses, masseurs, etc .....	1,913	275	921	...	...	717	136	22	35	...	...	79
	<b>50. INSTRUCTION .....</b>	<b>5,370</b>	<b>1,332</b>	<b>1,080</b>	<b>3</b>	<b>...</b>	<b>2,958</b>	<b>592</b>	<b>160</b>	<b>35</b>	<b>1</b>	<b>...</b>	<b>397</b>
164	Professors and teachers, (excluding law, medicine, music, dancing and drawing) and clerks and servants connected with education .....	5,370	1,332	1,080	3	...	2,958	592	160	35	1	...	397

TABLE XVI.

Occupation or means of livelihood. Part I (a).—General table.—Summary.—Settled population  
Four main towns.—Jaffa, Tel Aviv, Jerusalem and Haifa.

JEWS					CHRISTIANS							OTHERS					
Total earners .. .. .	44,462				Total earners .. .. .	25,723				Total earners .. .. .	351						
Total dependants .. .. .	75,456				Total dependants .. .. .	26,711				Total dependants .. .. .	340						
Total population .. .. .	119,918				Total population .. .. .	42,434				Total population .. .. .	691						
Total earners and dependants	EARNERS				Total working and non-working dependants	Total earners and dependants	EARNERS				Total working and non-working dependants	Total earners and dependants	EARNERS				Total working and non-working dependants
	Total following each occupation as principal		Partly agriculturists				Total following each occupation as principal		Partly agriculturists				Total following each occupation as principal		Partly agriculturists		
	Males	Females	Males	Females			Males	Females	Males	Females			Males	Females	Males	Females	
15	16	17	18	19	20	21	22	23	24	25	26	27	28	29	30	31	32
23,501	6,005	2,650	7	...	14,846	12,298	4,438	836	10	1	7,024	148	38	28	...	...	82
779	307	6	...	...	468	2,760	2,215	5	...	...	540	10	5	...	...	...	5
8	4	...	...	...	4	1,630	1,571	1	...	...	58	4	1	...	...	...	3
8	1	...	...	...	1	1,623	1,569	1	...	...	53	...	...	...	...	...	...
6	3	...	...	...	3	7	2	...	...	...	5	4	1	...	...	...	3
1	1	...	...	...	...	1	1	...	...	...	...	...	...	...	...	...	...
1	1	...	...	...	...	1	1	...	...	...	...	...	...	...	...	...	...
770	302	6	...	...	462	1,129	643	4	...	...	482	6	4	...	...	...	2
746	292	6	...	...	448	1,084	630	4	...	...	450	6	4	...	...	...	2
24	10	...	...	...	14	45	13	...	...	...	32	...	...	...	...	...	...
1,711	554	82	...	...	1,075	2,266	762	34	...	1	1,470	21	7	...	...	...	14
1,711	554	82	...	...	1,075	2,266	762	34	...	1	1,470	21	7	...	...	...	14
1,058	378	61	...	...	614	1,769	606	29	...	...	1,134	16	5	...	...	...	11
39	12	4	...	...	23	118	48	2	...	...	68	1	1	...	...	...	...
517	155	13	...	...	349	220	60	3	...	1	157	4	1	...	...	...	3
13	5	1	...	...	7	150	46	...	...	...	104	...	...	...	...	...	...
89	4	3	...	...	82	9	2	...	...	...	7	...	...	...	...	...	...
14,342	4,045	2,010	2	...	8,287	4,405	1,164	527	6	...	2,714	87	25	26	...	...	36
4,876	1,391	48	...	...	3,437	1,866	509	60	...	...	1,297	2	2	...	...	...	...
551	174	5	...	...	372	358	221	5	...	...	132	2	2	...	...	...	...
2,798	819	21	...	...	1,958	891	97	11	...	...	783	...	...	...	...	...	...
162	51	8	...	...	103	161	50	38	...	...	73	...	...	...	...	...	...
1,365	347	14	...	...	1,004	456	141	6	...	...	309	...	...	...	...	...	...
691	250	29	...	...	413	160	50	...	...	...	110	12	3	...	...	...	9
455	151	2	...	...	302	113	30	...	...	...	83	8	1	...	...	...	2
236	99	26	...	...	111	47	20	...	...	...	27	9	2	...	...	...	7
2,390	468	909	...	...	1,013	759	158	159	1	...	442	24	4	11	...	...	9
1,080	273	190	...	...	567	355	102	1	1	...	252	11	2	2	...	...	7
1,360	195	719	...	...	446	404	56	158	...	...	190	13	2	9	...	...	2
3,785	951	764	1	...	2,070	972	217	269	1	...	486	21	4	12	...	...	5
3,785	951	764	1	...	2,070	972	217	269	1	...	486	21	4	12	...	...	5

TABLE XVI.

Occupation or means of livelihood. Part I(a).—General table.—Summary.—Settled population  
Four main towns.—Jaffa, Tel Aviv, Jerusalem and Haifa.

GROUP NUMBER	OCCUPATION	ALL RELIGIONS						MOSLEMS					
		Total earners .. .. . 85,568						Total earners .. .. . 25,932					
		Total dependants .. .. . 153,305						Total dependants .. .. . 50,798					
		Total population .. .. . 238,873						Total population .. .. . 75,830					
		Total earners and dependants	EARNERS				Total working and non-working dependants	Total earners and dependants	EARNERS				Total working and non-working dependants
			Total following each occupation as principal		Partly agriculturists				Total following each occupation as principal		Partly agriculturists		
			Males	Females	Males	Females			Males	Females	Males	Females	
1	2	3	4	5	6	7	8	9	10	11	12	13	14
	<b>51. LETTERS AND ARTS AND SCIENCES.....</b>	<b>3,504</b>	<b>1,308</b>	<b>307</b>	<b>5</b>	<b>...</b>	<b>1,889</b>	<b>294</b>	<b>87</b>	<b>14</b>	<b>...</b>	<b>...</b>	<b>193</b>
165	Public scribes, stenographers, etc.....	290	41	44	...	...	135	70	13	...	...	...	57
166	Architects, surveyors, engineers and their employees .....	1,718	737	23	4	...	958	102	36	...	...	...	68
167	Others (authors, photographers, astronomers, meteorologists, botanists, archaeologists artists, sculptors, etc.) .....	930	342	79	1	...	509	28	9	...	...	...	19
168	Music composers and masters, players on all kinds of instruments (not military or police), singers, actors, and dancers.....	636	188	161	...	...	287	94	29	14	...	...	51
	<b>52. OTHER PROFESSIONAL OCCUPATIONS.....</b>	<b>71</b>	<b>6</b>	<b>13</b>	<b>...</b>	<b>...</b>	<b>52</b>	<b>5</b>	<b>...</b>	<b>3</b>	<b>...</b>	<b>...</b>	<b>2</b>
169	House management not domestic service.....	71	6	13	...	...	52	5	...	3	...	...	2
	<b>IX. PERSONS LIVING ON THEIR INCOME</b>	<b>12,665</b>	<b>1,941</b>	<b>1,183</b>	<b>27</b>	<b>5</b>	<b>9,541</b>	<b>3,099</b>	<b>544</b>	<b>359</b>	<b>18</b>	<b>5</b>	<b>2,196</b>
	<b>53. PERSONS LIVING PRINCIPALLY ON THEIR INCOME .....</b>	<b>12,665</b>	<b>1,941</b>	<b>1,183</b>	<b>27</b>	<b>5</b>	<b>9,541</b>	<b>3,099</b>	<b>544</b>	<b>359</b>	<b>18</b>	<b>5</b>	<b>2,196</b>
170	Proprietors (other than of agricultural land), scholarship holders and pensioners .....	8,051	1,633	1,155	27	5	5,263	2,854	533	358	18	5	1,963
171	Receivers of remittances from abroad .....	4,614	308	28	...	...	4,278	245	11	1	...	...	233
	<b>D. MISCELLANEOUS .....</b>	<b>39,414</b>	<b>11,119</b>	<b>5,246</b>	<b>35</b>	<b>3</b>	<b>23,049</b>	<b>8,895</b>	<b>3,291</b>	<b>593</b>	<b>18</b>	<b>1</b>	<b>5,011</b>
	<b>X. DOMESTIC SERVICE .....</b>	<b>9,701</b>	<b>2,148</b>	<b>4,009</b>	<b>12</b>	<b>3</b>	<b>3,544</b>	<b>2,904</b>	<b>1,200</b>	<b>546</b>	<b>5</b>	<b>1</b>	<b>1,158</b>
	<b>54. DOMESTIC SERVICE .....</b>	<b>9,701</b>	<b>2,148</b>	<b>4,009</b>	<b>12</b>	<b>3</b>	<b>3,544</b>	<b>2,904</b>	<b>1,200</b>	<b>546</b>	<b>5</b>	<b>1</b>	<b>1,158</b>
172	Cooks, water carriers, doorkeepers, watchmen and other indoor servants.....	9,674	2,139	4,008	11	3	3,527	2,896	1,197	546	5	1	1,153
173	Private grooms, chauffeurs, etc .....	27	9	1	1	...	17	8	3	...	...	...	5
	<b>XI. INSUFFICIENTLY DESCRIBED OCCUPATIONS .....</b>	<b>24,893</b>	<b>8,819</b>	<b>1,126</b>	<b>22</b>	<b>...</b>	<b>14,948</b>	<b>4,762</b>	<b>2,015</b>	<b>15</b>	<b>12</b>	<b>...</b>	<b>2,732</b>
	<b>55. GENERAL TERMS NOT INDICATING THE PRECISE OCCUPATION .....</b>	<b>24,893</b>	<b>8,819</b>	<b>1,126</b>	<b>22</b>	<b>...</b>	<b>14,948</b>	<b>4,762</b>	<b>2,015</b>	<b>15</b>	<b>12</b>	<b>...</b>	<b>2,732</b>
174	Manufacturers, business men and contractors otherwise unspecified, general merchants...	2,517	785	57	...	...	1,675	503	170	3	...	...	330
175	Cashiers, accountants, bookkeepers, clerks and other employees in unspecified offices, warehouses and shops .....	9,478	3,148	627	6	...	5,703	574	187	1	2	...	386
176	Mechanics otherwise unspecified .....	2,283	882	10	2	...	1,391	456	148	1	1	...	307
177	Labourers and workmen otherwise unspecified.	10,815	4,003	432	14	...	6,179	3,229	1,510	10	9	...	1,709
	<b>XII. UNPRODUCTIVE .....</b>	<b>4,820</b>	<b>152</b>	<b>111</b>	<b>1</b>	<b>...</b>	<b>4,557</b>	<b>1,229</b>	<b>76</b>	<b>32</b>	<b>1</b>	<b>...</b>	<b>1,121</b>
	<b>56. INMATES OF JAILS ASYLUMS AND HOSPITALS..</b>	<b>1,197</b>	<b>5</b>	<b>1</b>	<b>...</b>	<b>...</b>	<b>1,191</b>	<b>437</b>	<b>1</b>	<b>...</b>	<b>...</b>	<b>...</b>	<b>436</b>
178	Inmates of jails, mental homes and hospitals...	1,197	5	1	...	...	1,191	437	1	...	...	...	436
	<b>57. BEGGARS, VAGRANTS, PROSTITUTES, PERSONS SUPPORTED BY CHARITY .....</b>	<b>3,595</b>	<b>143</b>	<b>110</b>	<b>1</b>	<b>...</b>	<b>3,342</b>	<b>774</b>	<b>73</b>	<b>32</b>	<b>1</b>	<b>...</b>	<b>669</b>
179	Beggars, vagrants, prostitutes, gamblers, etc..	566	123	89	1	...	354	206	64	29	1	...	113
180	Persons supported by charity .....	3,029	20	21	...	...	2,988	568	9	3	...	...	556
	<b>58. PERSONS WITHOUT ANY OCCUPATION .....</b>	<b>28</b>	<b>4</b>	<b>...</b>	<b>...</b>	<b>...</b>	<b>24</b>	<b>18</b>	<b>2</b>	<b>...</b>	<b>...</b>	<b>...</b>	<b>16</b>
181	Persons without any occupation .....	28	4	...	...	...	24	18	2	...	...	...	16

TABLE XVI.

Occupation or means of livelihood. Part I(a).—General table.—Summary.—Settled population  
Four main towns.—Jaffa, Tel Aviv, Jerusalem and Haifa.

JEWS						CHRISTIANS						OTHERS					
Total earners .. .. . 44,462						Total earners .. .. . 15,723						Total earners .. .. . 351					
Total dependants .. .. . 75,456						Total dependants .. .. . 26,711						Total dependants .. .. . 340					
Total population .. .. . 119,918						Total population .. .. . 42,434						Total population .. .. . 691					
Total earners and depend- ants	EARNERS				Total working and non- working depend- ants	Total earners and depend- ants	EARNERS				Total working and non- working depend- ants	Total earners and depend- ants	EARNERS				Total working and non- working depend- ants
	Total following each occupation as principal		Partly agricul- turists				Total following each occupation as principal		Partly agricul- turists				Total following each occupation as principal		Partly agricul- turists		
	Males	Females	Males	Females			Males	Females	Males	Females			Males	Females	Males	Females	
15	16	17	18	19	20	21	22	23	24	25	26	27	28	29	30	31	32
2,538	978	251	1	...	1,308	644	230	39	4	...	375	28	12	3	...	...	13
107	20	44	...	...	43	43	8	...	...	...	35	...	...	...	...	...	...
1,245	553	14	...	...	678	360	143	8	4	...	209	11	5	1	...	...	5
714	265	68	1	...	381	178	64	10	...	...	104	10	4	1	...	...	5
472	141	125	...	...	206	63	15	21	...	...	27	7	3	1	...	...	3
62	6	10	...	...	46	4	...	...	...	...	4	...	...	...	...	...	...
62	6	10	...	...	46	4	...	...	...	...	4	...	...	...	...	...	...
6,669	1,099	552	5	...	5,018	2,867	297	270	4	...	2,300	30	1	2	...	...	27
6,669	1,099	552	5	...	5,018	2,867	297	270	4	...	2,300	30	1	2	...	...	27
3,465	811	531	5	...	2,123	1,716	288	264	4	...	1,164	16	1	2	...	...	13
3,204	268	21	...	...	2,895	1,151	9	6	...	...	1,136	14	...	...	...	...	14
23,846	6,125	3,362	5	1	14,359	6,478	1,618	1,264	12	1	3,596	195	85	27	...	...	83
4,255	468	2,245	...	1	1,542	2,506	469	1,204	7	1	833	36	11	14	...	...	11
4,255	468	2,245	...	1	1,542	2,506	469	1,204	7	1	833	36	11	14	...	...	11
4,247	467	2,245	...	1	1,535	2,495	464	1,203	6	1	828	36	11	14	...	...	11
8	1	...	...	...	7	11	5	1	1	...	5	...	...	...	...	...	...
16,741	5,583	1,049	5	...	10,109	3,234	1,147	49	5	...	2,038	156	74	13	...	...	69
16,741	5,583	1,049	5	...	10,109	3,234	1,147	49	5	...	2,038	156	74	13	...	...	69
1,648	500	50	...	...	1,098	352	108	4	...	...	240	14	7	...	...	...	7
7,586	2,464	587	2	...	4,535	1,291	488	37	2	...	766	27	9	2	...	...	16
1,285	512	8	...	...	765	524	214	1	1	...	319	8	8	...	...	...	...
6,222	2,107	404	3	...	3,711	1,057	337	7	2	...	713	107	50	11	...	...	46
2,350	74	68	...	...	2,708	738	2	11	...	...	725	3	...	...	...	...	3
649	4	1	...	...	644	109	...	...	...	...	109	2	...	...	...	...	2
649	4	1	...	...	644	109	...	...	...	...	109	2	...	...	...	...	2
2,197	68	67	...	...	2,062	623	2	11	...	...	610	1	...	...	...	...	1
242	57	55	...	...	130	118	2	5	...	...	111	...	...	...	...	...	...
1,955	11	12	...	...	1,932	505	...	6	...	...	499	1	...	...	...	...	1
4	2	...	...	...	2	6	...	...	...	...	6	...	...	...	...	...	...
4	2	...	...	...	2	6	...	...	...	...	6	...	...	...	...	...	...

TABLE XVI.

Occupation or means of livelihood. Part I(b).—General table.—Summary.—  
Nomadic population.—Non-synchronous tracts—Nomadic.

GROUP NUMBER	OCCUPATION	PALESTINE — TOTAL.			
		Total earners ... ..			18,739
		Total working and non-working dependants ...			47,598
		Total population ... ..			66,337
		Total earners and dependants	EARNERS		Total working and non-working dependants
Total following each occupation as principal	Partly agriculturists				
Both sexes	Both sexes	Both sexes	Both sexes		
1	2	3	4	5	6
	<b>A. PRODUCTION OF RAW MATERIALS..</b>	<b>60,684</b>	<b>17,217</b>	...	<b>43,467</b>
	<b>I. EXPLOITATION OF THE SURFACE OF THE EARTH</b>	<b>60,684</b>	<b>17,217</b>	...	<b>43,467</b>
	<b>1. Pasture and agriculture .....</b>	<b>60,684</b>	<b>17,217</b>	...	<b>43,467</b>
	(a) Ordinary cultivation .....	<b>54,834</b>	13,255	...	<b>41,579</b>
2	Ordinary cultivators .....	<b>47,845</b>	11,506	...	<b>36,339</b>
5	Farm servants and field labourers and watchers .....	<b>6,989</b>	1,749	...	<b>5,240</b>
	(d) Raising of farm stock and Stud-service	<b>5,850</b>	3,962	...	<b>1,888</b>
14	Herdsmen, shepherds, goatherds etc. ....	<b>5,850</b>	3,962	...	<b>1,888</b>
	<b>D. MISCELLANEOUS .....</b>	<b>5,869</b>	<b>1,580</b>	...	<b>4,289</b>
	<b>XI. INSUFFICIENTLY DESCRIBED OCCUPATIONS .</b>	<b>5,869</b>	<b>1,580</b>	...	<b>4,289</b>
55	General terms not indicating the precise occupation .....	<b>5,869</b>	1,580	...	<b>4,289</b>
177	Labourers and workmen otherwise unspeci- fied. ....	<b>5,869</b>	1,580	...	<b>4,289</b>

Occupation or means of livelihood. Part II (a).—General table. Details for districts and sub-districts.—continued  
Settled population

DISTRICT AND SUB-DISTRICT	CLASS A.—PRODUCTION OF RAW MATERIALS SUB-CLASS I.—EXPLOITATION OF THE SURFACE OF THE EARTH																	
	TOTAL ALL CLASSES							TOTAL ORDER 1. PASTURE AND AGRICULTURE							TOTAL ORDER 1 (c). ORDINARY CULTIVATION (Groups 1, 2, 3, 4, and 5)			
	EARNERS		Partly agriculturalists		Depen- dants & working depen- dants		EARNERS		Partly agriculturalists		Depen- dants & working depen- dants		EARNERS		Partly agriculturalists		Depen- dants & working depen- dants	
	Males	Females	Males	Females	Both sexes	Males	Females	Males	Females	Males	Females	Both sexes	Males	Females	Males	Females	Both sexes	
1	2	3	4	5	6	7	8	9	10	11	12	13	14	15	16	17	18	19
PALESTINE .. .. .	969,268	246,921	34,017	6,360	344	688,330	517,032	122,206	11,593	4,284	243	383,233	440,084	99,277	9,488	1,939	94	331,319
SOUTHERN DISTRICT .. .. .	304,532	82,247	11,083	1,499	104	211,202	148,162	37,558	2,749	862	59	107,865	121,095	28,365	1,955	399	14	90,755
Gaza Sub-district .. .. .	94,104	21,585	1,372	498	14	71,147	68,258	15,722	834	277	10	51,702	62,792	14,236	773	147	6	47,783
Beersheba Sub-district .. .. .	3,101	741	34	2	...	2,326	396	93	4	...	...	299	318	77	3	...	...	238
Jaffa Sub-district .. .. .	140,584	42,043	8,046	665	81	90,445	38,578	11,053	1,058	362	44	24,462	23,165	6,548	597	114	3	18,020
Ramle Sub-district .. .. .	66,788	17,878	1,631	334	9	47,284	43,985	10,690	853	223	5	31,392	34,890	7,524	582	138	5	26,714
JERUSALEM DISTRICT .. .. .	257,490	61,544	9,622	2,007	79	186,314	117,559	25,978	1,947	1,411	59	89,634	105,220	22,737	1,800	675	20	80,883
Hebron Sub-district .. .. .	65,630	13,627	822	588	9	51,181	49,520	10,072	528	453	7	38,920	48,802	9,347	468	394	7	36,987
Bethlehem Sub-district .. .. .	16,781	3,448	447	34	2	12,886	4,634	1,114	38	3	...	3,482	3,486	821	25	...	...	2,580
Jerusalem Sub-district .. .. .	139,661	34,075	7,206	407	11	91,380	28,142	6,481	516	63	2	21,145	28,590	5,923	430	49	2	20,237
Jericho Sub-district .. .. .	3,356	1,474	46	13	2	1,836	1,929	626	13	1	...	1,290	1,786	531	6	...	...	1,199
Kamallah Sub-district .. .. .	39,068	8,920	1,111	965	55	29,031	33,384	7,685	852	891	50	24,797	26,656	6,115	671	230	11	19,870
NORTHERN DISTRICT .. .. .	407,246	103,130	13,302	2,854	161	290,814	251,311	58,670	6,897	2,011	125	185,744	213,769	48,155	5,933	865	60	169,881
Tulkarm Sub-district .. .. .	46,328	10,756	1,096	370	9	34,476	36,760	8,089	857	262	6	27,814	34,443	7,301	799	227	5	26,343
Nablus Sub-district .. .. .	68,490	15,093	1,622	382	25	51,775	48,125	10,481	1,267	259	16	36,377	44,109	9,321	1,141	94	3	33,647
Jenin Sub-district .. .. .	41,411	9,538	1,374	348	26	30,499	33,991	7,650	1,166	260	24	25,175	27,979	6,180	795	148	9	20,824
Nazareth Sub-district .. .. .	28,592	7,097	1,075	161	16	20,420	15,941	3,935	445	115	14	11,561	13,341	3,213	407	97	13	9,731
Beisan Sub-district .. .. .	15,123	4,672	789	26	2	9,662	11,278	3,188	644	15	1	7,446	9,337	2,456	589	5	1	6,292
Tiberias Sub-district .. .. .	26,975	6,959	948	119	4	19,068	15,097	3,869	412	80	2	10,816	12,918	3,180	355	58	2	9,383
Haifa Sub-district .. .. .	95,472	28,518	3,849	491	35	63,105	31,000	7,769	633	192	25	22,598	25,283	6,057	518	111	18	18,708
Acra Sub-district .. .. .	45,182	11,713	1,477	675	35	31,952	32,398	7,962	958	577	29	23,473	24,091	5,844	708	89	8	17,541
Salad Sub-district .. .. .	39,713	8,784	1,072	282	9	29,857	26,786	5,727	515	251	8	20,484	22,268	4,603	443	36	1	17,222
FOUR MAIN TOWNS .. .. .	236,873	70,257	15,311	349	37	153,305	9,282	3,121	355	21	2	5,806	4,581	1,593	209	11	1	2,809
Jaffa .. .. .	51,986	15,612	1,681	185	31	34,573	4,980	1,663	71	10	1	3,246	2,143	730	27	3	...	1,386
Tel Aviv .. .. .	46,101	14,080	4,845	15	1	17,176	1,610	597	177	2	...	836	871	364	22	...	...	396
Jerusalem .. .. .	90,503	23,942	6,193	49	3	60,368	1,410	440	900	4	...	906	818	224	49	2	...	545
Haifa .. .. .	50,403	16,623	2,592	100	2	31,188	1,282	421	37	5	1	824	749	245	22	4	...	482

TABLE XVI.

Occupation or means of livelihood. Part II (a).—General table. Details for districts and sub-districts.—continued  
Settled population

DISTRICT AND SUB-DISTRICT	CLASS A.—PRODUCTION OF RAW MATERIALS SUB-CLASS I.—EXPLOITATION OF THE SURFACE OF THE EARTH.—contd.																			
	ORDER 1.—PASTURE AND AGRICULTURE.—(c)—ORDINARY CULTIVATION.—contd.																			
	GROUP 1. Income from rent of agricultural land					GROUP 2. Ordinary cultivators					GROUP 3. Agents, managers of estates, clerks, rent collectors, etc.									
	Total earners and depen- dants	EARNERS		Partly agricul- tural- turbists		Depen- dants & working depen- dants	Both sexes	Total earners and depen- dants	EARNERS		Partly agricul- tural- turbists		Depen- dants & working depen- dants	Both sexes	Total earners and depen- dants	EARNERS		Partly agricul- tural- turbists		Depen- dants & working depen- dants
Males		Females	Males	Females	Males				Females	Males	Females	Males				Females	Males	Females	Males	
20	21	22	23	24	25	26	27	28	29	30	31	32	33	34	35	36	37			
PALESTINE .. .. .	18,428	3,795	1,516	228	16	13,117	322,847	65,786	4,740	1,373	51	252,321	1,049	361	21	9	667			
SOUTHERN DISTRICT .. .. .	3,977	886	417	44	..	2,674	80,059	16,438	878	233	12	62,743	652	216	18	2	418			
Gaza Sub-district .. .. .	2,184	448	260	23	..	1,476	48,994	9,264	300	95	5	34,360	5	1	..	..	4			
Beersheba Sub-district .. .. .	4	1	..	..	..	287	68	2	..	..	..	217	..	..	..	..	..			
Jaffa Sub-district .. .. .	461	115	24	1	..	322	10,645	2,343	281	54	3	8,021	..	..	..	..	..			
Ramle Sub-district .. .. .	1,398	322	133	20	..	873	26,308	4,763	295	84	4	20,145	155	50	6	2	99			
JERUSALEM DISTRICT .. .. .	5,955	1,160	408	62	4	4,387	90,769	18,801	1,011	552	14	70,957	73	25	1	..	47			
Hebron Sub-district .. .. .	4,463	917	206	59	2	3,340	87,407	7,018	199	319	5	30,190	4	3	..	..	1			
Bethlehem Sub-district .. .. .	55	8	10	..	..	37	8,211	747	15	..	..	2,449	..	..	..	..	..			
Jerusalem Sub-district .. .. .	1,930	227	131	3	..	872	24,368	5,361	258	35	2	18,743	56	19	1	..	36			
Jericho Sub-district .. .. .	..	..	..	..	..	1,133	295	3	..	..	..	835	2	1	..	..	1			
Ramallah Sub-district .. .. .	207	8	61	..	2	138	24,658	5,380	536	197	7	18,740	11	2	..	..	9			
NORTHERN DISTRICT .. .. .	8,496	1,749	691	122	12	6,056	152,019	30,547	2,851	588	25	118,621	324	120	2	7	302			
Tulkarm Sub-district .. .. .	2,032	370	153	27	1	1,509	24,021	4,586	320	177	2	19,115	88	19	..	..	19			
Nablus Sub-district .. .. .	1,687	349	121	18	3	1,167	38,654	7,258	622	102	3	28,774	7	3	..	..	4			
Jenin Sub-district .. .. .	1,455	305	117	16	4	1,033	17,859	3,524	481	102	..	13,854	8	2	..	..	1			
Nazareth Sub-district .. .. .	695	147	41	15	2	507	9,576	2,137	219	74	..	7,220	29	8	..	..	20			
Beisan Sub-district .. .. .	84	17	25	..	..	42	8,392	1,485	447	4	..	4,400	4	4	..	..	..			
Tiberias Sub-district .. .. .	247	61	23	13	1	163	8,664	1,821	158	32	..	6,685	55	14	..	..	41			
Haifa Sub-district .. .. .	1,074	238	57	17	..	779	17,006	3,335	190	80	16	13,481	140	51	1	2	88			
Acre Sub-district .. .. .	814	163	113	7	1	538	17,027	3,572	243	41	3	13,212	48	18	..	9	24			
Safad Sub-district .. .. .	458	99	41	9	..	318	14,880	2,822	171	17	1	11,880	6	1	..	..	5			
FOUR MAIN TOWNS .. .. .	604	155	81	1	..	418	1,621	509	77	8	1	1,035	344	121	1	1	511			
Jaffa .. .. .	399	106	10	..	..	283	456	160	12	3	..	284	33	13	..	..	20			
Tel Aviv .. .. .	6	2	..	..	..	171	60	39	89	1	..	72	219	76	..	..	132			
Jerusalem .. .. .	154	34	18	1	..	102	501	136	21	..	..	344	56	19	..	..	36			
Haifa .. .. .	45	13	1	..	..	31	493	153	5	4	1	395	36	13	..	..	33			

TABLE XVI.

Occupation or means of livelihood. Part II (a).—General table. Details for districts and sub-districts.—continued  
Settled population.

CLASS A.—PRODUCTION OF RAW MATERIALS  
SUB-CLASS I.—EXPLOITATION OF THE SURFACE OF THE EARTH.—contd.

ORDER 1.—PASTURE AND AGRICULTURE.—(a) ORDINARY CULTIVATION.—contd.

GROUP 4.  
Agricultural instructors not in educational institutions.

GROUP 5.  
Farm servants and field labourers and workers.

TOTAL ORDER 1 (b).  
GROWERS OF SPECIAL PRODUCTS AND MARKET GARDENING.  
(Groups 6 and 7).

DISTRICT AND  
SUB-DISTRICT

DISTRICT AND SUB-DISTRICT	GROUP 4. Agricultural instructors not in educational institutions.				GROUP 5. Farm servants and field labourers and workers.				GROWERS OF SPECIAL PRODUCTS AND MARKET GARDENING. (Groups 6 and 7).									
	Total earners and dependants	EARNERS		Total earners and dependants	EARNERS		Total earners and dependants	EARNERS		Total earners and dependants	EARNERS		Total earners and dependants					
		Males	Females		Males	Females		Males	Females		Males	Females						
PALESTINE .. .. .	38	39	40	41	42	43	44	45	46	47	48	49	50	51	52	53	54	55
SOUTHERN DISTRICT .. .. .	16	4	3	..	..	..	8	97,745	29,331	3,208	329	27	65,206	14,427	1,583	2,000	136	35,466
Gaza Sub-district .. .. .	..	..	..	..	..	..	..	36,407	10,845	642	120	2	24,920	8,237	727	449	41	16,043
Beersheba Sub-district .. .. .	..	..	..	..	..	..	16,879	4,523	213	29	1	11,933	4,911	1,277	49	125	..	3,585
Jaffa Sub-district .. .. .	..	..	..	..	..	..	11,567	3,925	280	..	..	7,362	12,847	4,294	427	..	..	8,126
Ramle Sub-district .. .. .	..	..	..	..	..	..	8,134	2,389	148	34	..	5,597	7,178	2,652	250	78	..	4,271
JERUSALEM DISTRICT .. .. .	..	..	..	..	..	..	8,423	2,751	180	61	2	5,492	9,556	2,188	251	677	39	7,117
Hebron Sub-district .. .. .	..	..	..	..	..	..	4,928	1,409	63	16	..	3,456	1,251	262	16	9	..	973
Bethlehem Sub-district .. .. .	..	..	..	..	..	..	170	66	..	..	..	104	1,045	223	10	2	..	812
Jerusalem Sub-district .. .. .	..	..	..	..	..	..	942	316	40	11	..	586	745	225	48	10	..	472
Jericho Sub-district .. .. .	..	..	..	..	..	..	601	235	3	..	..	363	91	42	..	..	..	49
Ramallah Sub-district .. .. .	..	..	..	..	..	..	1,782	725	74	33	2	983	6,424	1,436	177	656	39	4,811
NORTHERN DISTRICT .. .. .	15	4	3	..	..	..	52,915	15,735	2,386	148	23	34,794	16,913	4,002	605	874	56	12,306
Tulkarm Sub-district .. .. .	..	..	..	..	..	..	8,842	2,323	326	21	2	5,693	306	311	27	6	..	468
Nablus Sub-district .. .. .	10	3	..	..	..	..	5,811	1,711	398	15	..	3,702	2,067	445	95	113	12	1,527
Jenin Sub-district .. .. .	..	..	..	..	..	..	8,682	2,349	377	30	..	5,936	3,279	666	151	77	13	2,462
Nazareth Sub-district .. .. .	5	1	3	..	..	..	3,086	920	143	8	11	1,973	567	137	12	4	..	418
Beisan Sub-district .. .. .	..	..	..	..	..	..	8,917	950	117	1	1	1,850	307	105	6	2	..	196
Tiberias Sub-district .. .. .	..	..	..	..	..	..	3,952	1,284	174	13	1	2,494	829	225	11	10	..	593
Haifa Sub-district .. .. .	..	..	..	..	..	..	7,063	2,433	270	12	2	4,360	1,674	489	62	40	5	1,123
Acre Sub-district .. .. .	..	..	..	..	..	..	6,208	2,091	350	38	4	3,767	5,789	1,319	220	422	20	4,200
Safad Sub-district .. .. .	..	..	..	..	..	..	6,924	1,674	231	10	..	5,019	1,645	305	21	200	6	1,319
FOUR MAIN TOWNS .. .. .	..	..	..	..	..	..	2,012	778	89	1	..	1,145	4,119	1,336	123	7	1	2,680
Jaffa .. .. .	..	..	..	..	..	..	1,255	451	5	..	..	799	2,762	892	43	7	1	1,827
Tel Aviv .. .. .	..	..	..	..	..	..	475	226	59	..	..	190	610	199	49	..	..	362
Jerusalem .. .. .	..	..	..	..	..	..	107	35	9	1	..	63	353	123	19	..	..	211
Haifa .. .. .	..	..	..	..	..	..	175	66	16	..	..	93	394	122	12	..	..	260

**T A B L E X V I .**

**Occupation or means of livelihood. Part II (a).—General table. Details for districts and sub-districts.—continued Settled population.**

DISTRICT AND SUB-DISTRICT	CLASS A.—PRODUCTION OF RAW MATERIALS										TOTAL ORDER 1 (c).						
	SUB-CLASS I.—EXPLOITATION OF THE SURFACE OF THE EARTH.—contd.					ORDER 1.—PASTURE AND AGRICULTURE.—(b).—GROWERS OF SPECIAL PRODUCTS AND MARKET GARDENING.					FORESTRY.						
	GROUP 6. Orange growers.					GROUP 7. Fruit, flower, vegetable, vine, etc., growers and pickers. Floriculturists and nurserymen.					(Groups 8 and 9).						
	Total earners and dependants	EARNERS		Partly agriculturalists		Dependants & working dependants	Total earners and dependants	EARNERS		Partly agriculturalists		Dependants & working dependants	Total earners and dependants	EARNERS		Partly agriculturalists	
56	57	58	59	60	61	62	63	64	65	66	67	68	69	70	71	72	73
PALESTINE .. .. .	12,682	3,578	232	328	3	8,872	10,849	1,351	1,672	133	26,594	1,870	428	26	24	..	1,216
SOUTHERN DISTRICT .. .. .	11,118	3,039	174	274	1	7,905	5,198	553	175	40	8,138	82	25	3	3	..	54
Gaza Sub-district .. .. .	1,307	378	10	58	..	919	899	39	67	..	2,666	19	11	1	1	..	7
Beersheba Sub-district .. .. .	7,689	13	..	..	..	56	1	1	..	..	5	..	..	..	..	..	..
Jaffa Sub-district .. .. .	7,621	2,095	128	171	1	5,198	2,199	299	75	40	2,728	30	9	2	..	..	19
Ramle Sub-district .. .. .	2,121	553	36	45	..	1,532	2,099	214	33	..	2,739	38	5	..	2	..	28
JERUSALEM DISTRICT .. .. .	150	27	2	..	..	121	2,161	249	677	39	6,996	259	64	2	8	..	203
Hebron Sub-district .. .. .	..	..	..	..	..	..	262	16	9	..	973	175	35	2	7	..	138
Bethlehem Sub-district .. .. .	..	..	..	..	..	..	223	10	2	..	812	30	5	..	..	..	25
Jerusalem Sub-district .. .. .	..	..	..	..	..	..	641	46	10	..	394	58	21	..	1	..	37
Jericho Sub-district .. .. .	104	24	2	..	..	78	201	..	..	..	48	4	2	..	..	..	2
Ramallah Sub-district .. .. .	1	3	..	..	..	42	1,433	177	656	39	4,769	2	1	..	..	..	1
NORTHERN DISTRICT .. .. .	1,414	612	56	54	2	846	3,490	549	820	54	11,460	1,319	339	21	13	..	959
Tulkarm Sub-district .. .. .	548	252	22	2	..	274	59	5	4	..	194	11	4	..	..	..	7
Nablus Sub-district .. .. .	13	2	1	1	..	10	443	94	112	12	1,517	48	11	..	..	..	37
Jenin Sub-district .. .. .	..	..	..	..	..	..	666	151	77	13	2,462	361	106	4	3	..	251
Nazareth Sub-district .. .. .	4	2	..	..	..	2	563	135	12	..	416	131	2	2	4	..	101
Beisan Sub-district .. .. .	8	7	..	..	..	1	399	88	2	..	195	9	4	..	..	..	5
Tiberias Sub-district .. .. .	46	12	..	1	..	34	783	11	9	..	559	88	10	1	..	..	27
Haifa Sub-district .. .. .	390	132	26	30	2	202	357	36	10	3	894	93	8	8	4	..	283
Acre Sub-district .. .. .	494	105	7	20	..	322	1,214	213	402	20	3,878	185	49	2	..	..	134
Safad Sub-district .. .. .	1	..	..	..	..	1	305	21	200	6	1,318	152	34	4	2	..	114
FOUR MAIN TOWNS .. .. .	2,959	935	61	7	1	1,963	401	62	..	..	697	102	28	1	..	..	73
Jaffa .. .. .	2,425	781	43	7	1	1,601	111	..	..	..	226	4	3	..	..	..	1
Tel Aviv .. .. .	439	133	15	..	..	272	66	34	..	..	90	15	2	..	..	..	13
Jerusalem .. .. .	91	16	2	..	..	73	107	17	..	..	138	41	12	..	..	..	29
Haifa .. .. .	23	5	1	..	..	17	117	11	..	..	243	49	11	1	..	..	30

Occupation or means of livelihood. Part II (a).—General table. Details for districts and sub-districts.—continued  
Settled population

DISTRICT AND SUB-DISTRICT	ORDER I.—PASTURE AND AGRICULTURE.—(c)—FORESTRY.												TOTAL ORDER I (d).					
	GROUP 8. Forest officers, rangers, guards, etc.						GROUP 9. Woodcutters, firewood collectors and charcoal burners.						RAISING OF FARM STOCK AND STUD SERVICE (Groups 10, 11, 12, 13, and 14).					
	EARNERS		Partly agriculturalists		Dependants & working dependants		EARNERS		Partly agriculturalists		Dependants & working dependants		EARNERS		Partly agriculturalists		Dependants & working dependants	
	Males	Females	Males	Females	Both sexes	Males	Females	Males	Females	Both sexes	Males	Females	Males	Females	Both sexes	Males	Females	Both sexes
I	74	75	76	77	78	79	80	81	82	83	84	85	86	87	88	89	90	91
PALESTINE .. .. .	252	70	5	1	..	177	1,418	358	21	23	..	1,039	23,179	7,904	322	318	11	14,953
SOUTHERN DISTRICT ..	33	8	2	1	..	23	49	17	1	2	..	31	1,702	831	13	11	4	858
Gaza Sub-district ..	11	5	..	..	..	6	8	6	1	1	..	1	498	193	3	4	4	302
BeerSheba Sub-district ..	..	..	..	..	..	..	..	..	..	..	..	..	..	..	..	..	..	..
Jaffa Sub-district ..	..	..	..	..	..	..	..	..	..	..	..	..	..	..	..	..	..	..
Ramle Sub-district ..	17	1	..	1	..	16	16	4	..	1	..	12	852	492	6	5	..	202
JERUSALEM DISTRICT ..	88	26	1	..	..	61	181	38	1	8	..	142	2,448	971	59	51	..	1,418
Hebron Sub-district ..	23	6	1	..	..	15	158	29	1	7	..	123	1,289	428	39	43	..	822
Bethlehem Sub-district ..	30	5	..	..	..	25	..	..	..	..	..	..	115	63	1	..	..	51
Jerusalem Sub-district ..	30	12	..	..	..	18	28	9	..	1	..	19	686	297	8	3	..	391
Jericho Sub-district ..	4	2	..	..	..	2	..	..	..	..	..	..	97	50	7	..	..	40
Ramallah Sub-district ..	2	1	..	..	..	1	..	..	..	..	..	..	251	133	4	5	..	114
NORTHERN DISTRICT ..	131	36	2	..	..	93	1,188	303	19	13	..	866	19,029	6,102	250	256	7	12,677
Tulkarm Sub-district ..	9	3	..	..	..	6	2	1	..	..	..	1	1,487	446	27	29	1	964
Nablus Sub-district ..	12	3	..	..	..	9	36	8	..	..	..	28	1,856	693	20	51	1	1,143
Jenin Sub-district ..	17	2	..	..	..	15	114	104	4	3	..	248	2,367	698	33	32	2	1,636
Nazareth Sub-district ..	5	1	..	..	..	3	8	3	2	4	..	86	1,877	554	16	9	1	1,307
Beisan Sub-district ..	6	1	..	..	..	5	3	3	..	..	..	..	1,617	420	8	8	..	949
Tiberias Sub-district ..	23	7	..	..	..	15	15	3	1	..	..	11	1,269	450	14	12	..	805
Haifa Sub-district ..	27	9	1	..	..	17	357	84	7	4	..	266	3,691	1,111	32	36	..	2,448
Acra Sub-district ..	27	7	1	..	..	19	158	42	1	..	..	115	2,366	747	22	66	1	1,597
Safad Sub-district ..	5	2	..	..	..	3	147	32	4	2	..	111	2,649	783	38	13	1	1,828
FOUR MAIN TOWNS ..	23	10	1	..	..	12	79	18	..	..	..	61	371	152	4	3	..	215
Jaffa .. .. .	2	2	..	..	..	..	2	2	1	..	..	1	60	35	..	..	..	25
Tel Aviv .. .. .	..	..	..	..	..	..	15	15	2	..	..	13	44	9	1	..	..	34
Jerusalem .. .. .	..	..	..	..	..	..	24	6	..	..	..	18	177	67	2	..	..	108
Haifa .. .. .	4	2	1	..	..	1	88	9	..	..	..	29	90	41	1	1	..	48

**TABLE XVI.**  
**Occupation or means of livelihood. Part II (a).—General table. Details for districts and sub-districts.—continued**  
**Settled population**

DISTRICT AND SUB-DISTRICT	CLASS A.—PRODUCTION OF RAW MATERIALS SUB-CLASS I.—EXPLOITATION OF THE SURFACE OF THE EARTH.—contd.										ORDER 1.—PASTURE AND AGRICULTURE.—(d) RAISING OF FARM STOCK AND STUD SERVICE.									
	GROUP 10. Cattle and buffalo breeders and keepers.					GROUP 11. Sheep, goat and pig breeders.					GROUP 12. Breeders and trainers of other animals (horses, mules, camels, donkeys, etc.)									
	Total earners and dependants	EARNERS		Partly agriculturalists	Dependants & working dependants	Total earners and dependants	EARNERS		Partly agriculturalists	Dependants & working dependants	Total earners and dependants	EARNERS		Partly agriculturalists	Dependants & working dependants					
		Males	Females				Males	Females				Males	Females			Males	Females			
92	93	94	95	96	97	98	99	100	101	102	103	104	105	106	107	108	109			
PALESTINE .. .. .	2,568	585	83	90	1,900	9,284	2,199	222	173	10	6,863	229	42	2	..	..	185			
SOUTHERN DISTRICT ..	145	39	5	..	101	628	323	8	6	4	297	38	8	..	..	..	30			
Gaza Sub-district ..	18	2	..	..	11	167	33	3	3	4	131	28	3	..	..	..	20			
Beersheba Sub-district ..	..	..	..	..	..	..	..	..	..	..	..	..	..	..	..	..	..			
Jaffa Sub-district ..	188	33	4	..	85	41	12	..	1	..	29	19	8	..	..	..	9			
Ramleh Sub-district ..	10	4	1	..	5	420	278	5	2	..	137	8	2	..	..	..	1			
JERUSALEM DISTRICT ..	169	39	1	..	129	1,134	251	55	43	..	828	2	1	..	..	..	1			
Hebron Sub-district ..	4	..	1	..	3	746	159	37	38	..	550	..	..	..	..	..	..			
Bethlehem Sub-district ..	4	1	..	..	3	58	15	42	1	..	42	..	..	..	..	..	..			
Jerusalem Sub-district ..	161	38	..	..	123	192	48	7	3	..	137	9	1	..	..	..	1			
Jericho Sub-district ..	..	..	..	..	..	87	6	7	..	..	14	..	..	..	..	..	..			
Ramallah Sub-district ..	..	..	..	..	..	111	23	3	2	..	85	..	..	..	..	..	..			
NORTHERN DISTRICT ..	2,254	507	77	90	1,670	7,522	1,625	169	124	6	5,738	169	33	2	..	..	154			
Tulkarm Sub-district ..	250	49	17	4	184	474	110	7	23	1	357	67	10	1	..	..	56			
Nablus Sub-district ..	319	77	4	17	238	668	160	14	33	1	484	17	2	..	..	..	15			
Jenin Sub-district ..	305	53	3	7	249	1,195	263	27	16	2	905	20	2	..	..	..	18			
Nazareth Sub-district ..	25	6	3	..	16	746	140	13	6	1	593	6	2	..	..	..	4			
Beisan Sub-district ..	273	60	21	6	192	678	171	24	1	..	478	8	1	..	..	..	2			
Tiberias Sub-district ..	77	21	1	5	55	225	45	13	1	..	167	16	4	..	..	..	12			
Haifa Sub-district ..	102	33	..	13	69	1,000	343	30	15	..	1,328	25	5	..	..	..	20			
Acra Sub-district ..	567	137	15	32	415	718	159	6	28	1	553	36	7	1	..	..	27			
Safad Sub-district ..	886	71	13	6	252	1,134	234	25	1	..	875	..	..	..	..	..	..			
FOUR MAIN TOWNS ..	115	29	1	2	85	107	32	1	..	..	74	6	3	..	..	..	3			
Jaffa .. .. .	11	4	..	..	7	20	8	..	..	..	12	2	2	..	..	..	1			
Tel Aviv .. .. .	48	9	..	..	32	3	..	..	..	..	44	..	..	..	..	..	..			
Jerusalem .. .. .	58	13	..	2	39	63	18	..	1	..	44	2	1	..	..	..	1			
Haifa .. .. .	10	3	..	..	7	28	6	..	..	..	16	1	..	..	..	..	..			

Occupation or means of livelihood. Part II (a).—General table. Details for districts and sub-districts.—continued  
Settled population

CLASS A.—PRODUCTION OF RAW MATERIALS  
SUB-CLASS I.—EXPLOITATION OF THE SURFACE OF THE EARTH.—contd.

DISTRICT AND SUB-DISTRICT	ORDER 1.—PASTURE AND AGRICULTURE.—(d) RAISING OF FARM STOCK AND STUD SERVICE.										TOTAL ORDER 1 (d).						
	GROUP 13. Advisers in stock raising and dairy production and poultry breeders.					GROUP 14. Herdsman, shepherds, goatherds, etc.					RAISING OF SMALL ANIMALS. (Group 15.)						
	EARNERS		Partly agriculturalists		Depen- dants & working depen- dants	EARNERS		Partly agriculturalists		Total earners and depen- dants	EARNERS		Partly agriculturalists		Total earners and depen- dants		
	Males	Females	Males	Females	Both sexes	Males	Females	Males	Females	Both sexes	Males	Females	Males	Females	Both sexes		
110	111	112	113	114	115	116	117	118	119	120	121	122	123	124	125	126	127
PALESTINE .. .. .	1	1	..	..	..	11,097	5,077	15	53	..	6,005	430	85	174	3	2	171
SOUTHERN DISTRICT .. .. .	..	..	..	..	..	891	461	..	5	..	430	187	39	51	..	..	97
Gaza .. .. .	..	..	..	..	..	295	155	..	1	..	140	33	5	8	..	..	20
Beersheba .. .. .	..	..	..	..	..	2	2	..	..	..	..	..	..	..	..	..	..
Jaffa .. .. .	..	..	..	..	..	175	96	..	1	..	79	180	30	28	..	..	72
Ramle .. .. .	..	..	..	..	..	419	208	..	3	..	211	24	4	15	..	..	5
JERUSALEM DISTRICT .. .. .	..	..	..	..	..	1,143	680	3	8	..	460	66	18	35	..	..	13
Hebron .. .. .	..	..	..	..	..	539	269	1	5	..	269	3	..	3	..	..	4
Bethlehem .. .. .	..	..	..	..	..	53	47	..	..	..	6	8	2	2	..	..	8
Jerusalem .. .. .	..	..	..	..	..	341	210	1	..	..	130	53	15	30	..	..	8
Jericho .. .. .	..	..	..	..	..	70	44	..	..	..	26	1	..	..	..	..	1
Ramallah .. .. .	..	..	..	..	..	140	110	1	3	..	29	1	..	..	..	..	1
NORTHERN DISTRICT .. .. .	1	1	..	..	..	9,063	3,936	12	40	..	5,115	177	28	88	3	2	61
Tulkarm .. .. .	..	..	..	..	..	646	277	2	1	..	367	24	7	4	..	..	13
Nabulus .. .. .	..	..	..	..	..	862	454	2	1	..	406	20	4	11	..	..	5
Jenin .. .. .	..	..	..	..	..	847	380	3	8	..	464	5	..	3	..	..	2
Nazareth .. .. .	..	..	..	..	..	1,098	405	..	3	..	694	25	..	8	..	..	14
Beisan .. .. .	1	1	..	..	..	688	388	..	3	..	277	7	2	1	..	..	5
Tiberias .. .. .	..	..	..	..	..	951	380	..	6	..	571	36	..	31	..	..	5
Haifa .. .. .	..	..	..	..	..	1,765	730	2	8	..	1,033	36	7	13	..	2	16
Acre .. .. .	..	..	..	..	..	1,046	444	..	6	..	602	12	3	8	..	..	1
Safad .. .. .	..	..	..	..	..	1,179	478	..	6	..	701	12	2	9	..	..	1
FOUR MAIN TOWNS .. .. .	..	..	..	..	..	143	88	2	1	..	53	82	25	18	..	..	39
Jaffa .. .. .	..	..	..	..	..	26	21	..	..	..	5	11	3	1	..	..	7
Tel Aviv .. .. .	..	..	..	..	..	..	..	..	..	..	..	43	6	16	..	..	21
Jerusalem .. .. .	..	..	..	..	..	60	35	1	..	..	..	21	14	..	..	..	7
Haifa .. .. .	..	..	..	..	..	57	32	1	1	..	24	7	2	1	..	..	4



TABLE XVI.

Occupation or means of livelihood. Part II (a).—General table. Details for districts and sub-districts.—continued  
Settled population

CLASS A.—PRODUCTION OF RAW MATERIALS  
SUB-CLASS I.—EXPLOITATION OF THE SURFACE OF THE EARTH.—contd.

ORDER 2.—FISHING AND HUNTING.

DISTRICT AND SUB-DISTRICT	TOTAL ORDER 2. FISHING AND HUNTING (Groups 17 and 18).										GROUP 17. Fishing.										GROUP 18. Hunting.														
	EARNERS			Partly agriculturalists			Dependants & working dependants		Total earners and dependants			EARNERS			Partly agriculturalists			Dependants & working dependants		Total earners and dependants			EARNERS			Partly agriculturalists			Dependants & working dependants						
	Males		Females	Males		Females	Both sexes					Males		Females	Males		Females	Both sexes					Males		Females	Males		Females	Both sexes						
	146	147	148	149	150	151	152	153	154	155	156	157	158	159	160	161	162	163	164	165	166	167	168	169	170	171	172	173	174	175					
PALESTINE .. .. .	2,905	787	5	14	2,113	2,855	775	4	14	2,076	50	12	1	..	..	..	37	..	..	..	..	..	..	..	..	..	..	..	..	..					
SOUTHERN DISTRICT .. .. .	1,604	433	..	11	1,171	1,588	428	..	11	1,160	16	5	..	..	..	..	11	..	..	..	..	..	..	..	..	..	..	..	..	..					
Gaza Sub-district .. .. .	753	197	..	10	554	751	197	..	10	554	2	..	..	..	..	..	2	..	..	..	..	..	..	..	..	..	..	..	..	..					
Beersheba Sub-district .. .. .	..	..	..	..	..	..	..	..	..	..	..	..	..	..	..	..	..	..	..	..	..	..	..	..	..	..	..	..	..	..	..				
Jaffa Sub-district .. .. .	848	233	..	1	615	836	230	..	1	606	12	3	..	..	..	..	9	..	..	..	..	..	..	..	..	..	..	..	..	..	..				
Ramle Sub-district .. .. .	8	3	..	..	..	1	1	..	..	..	2	2	..	..	..	..	..	..	..	..	..	..	..	..	..	..	..	..	..	..	..	..			
JERUSALEM DISTRICT .. .. .	44	11	1	..	32	15	7	1	..	7	29	4	..	..	..	..	25	..	..	..	..	..	..	..	..	..	..	..	..	..	..				
Hebron Sub-district .. .. .	1	..	..	..	1	..	..	..	..	..	..	..	..	..	..	..	1	..	..	..	..	..	..	..	..	..	..	..	..	..	..	..			
Bethlehem Sub-district .. .. .	..	..	..	..	..	..	..	..	..	..	..	..	..	..	..	..	..	..	..	..	..	..	..	..	..	..	..	..	..	..	..	..	..		
Jerusalem Sub-district .. .. .	36	8	..	..	28	8	4	..	..	4	28	4	..	..	..	..	24	..	..	..	..	..	..	..	..	..	..	..	..	..	..	..	..		
Jericho Sub-district .. .. .	7	3	1	..	3	7	3	..	..	3	..	..	..	..	..	..	..	..	..	..	..	..	..	..	..	..	..	..	..	..	..	..	..		
Ramallah Sub-district .. .. .	..	..	..	..	..	..	..	..	..	..	..	..	..	..	..	..	..	..	..	..	..	..	..	..	..	..	..	..	..	..	..	..	..	..	
NORTHERN DISTRICT .. .. .	1,257	343	4	3	910	1,252	340	3	3	909	5	3	1	..	..	..	1	..	..	..	..	..	..	..	..	..	..	..	..	..	..	..	..	..	
Tulkarm Sub-district .. .. .	2	1	..	..	1	2	1	..	..	1	..	..	..	..	..	..	..	..	..	..	..	..	..	..	..	..	..	..	..	..	..	..	..	..	..
Nablus Sub-district .. .. .	1	1	..	..	..	..	..	..	..	..	..	..	..	..	..	..	..	..	..	..	..	..	..	..	..	..	..	..	..	..	..	..	..	..	..
Jenin Sub-district .. .. .	1	..	..	..	1	..	..	..	..	1	..	..	..	..	..	..	..	..	..	..	..	..	..	..	..	..	..	..	..	..	..	..	..	..	..
Nazareth Sub-district .. .. .	..	..	..	..	2	2	2	..	..	2	..	..	..	..	..	..	..	..	..	..	..	..	..	..	..	..	..	..	..	..	..	..	..	..	..
Beisan Sub-district .. .. .	8	5	..	..	3	8	5	..	..	3	..	..	..	..	..	..	..	..	..	..	..	..	..	..	..	..	..	..	..	..	..	..	..	..	..
Tiberias Sub-district .. .. .	298	73	1	..	224	298	73	1	..	224	..	..	..	..	..	..	..	..	..	..	..	..	..	..	..	..	..	..	..	..	..	..	..	..	..
Haifa Sub-district .. .. .	565	150	1	2	414	563	149	..	2	413	8	1	..	..	..	..	1	..	..	..	..	..	..	..	..	..	..	..	..	..	..	..	..	..	..
Acre Sub-district .. .. .	167	55	..	1	112	166	54	..	1	112	1	1	..	..	..	..	..	..	..	..	..	..	..	..	..	..	..	..	..	..	..	..	..	..	..
Safad Sub-district .. .. .	213	58	2	..	153	213	58	2	..	153	..	..	..	..	..	..	..	..	..	..	..	..	..	..	..	..	..	..	..	..	..	..	..	..	..
FOUR MAIN TOWNS .. .. .	1,238	335	1	2	902	1,201	328	..	2	873	37	7	1	..	..	..	29	..	..	..	..	..	..	..	..	..	..	..	..	..	..	..	..	..	..
Jaffa .. .. .	803	219	..	1	584	792	216	..	1	576	11	3	..	..	..	..	8	..	..	..	..	..	..	..	..	..	..	..	..	..	..	..	..	..	..
Tel Aviv .. .. .	19	7	..	..	12	19	7	..	..	12	..	..	..	..	..	..	..	..	..	..	..	..	..	..	..	..	..	..	..	..	..	..	..	..	..
Jerusalem .. .. .	30	7	..	..	23	30	7	..	..	23	3	3	..	..	..	..	20	..	..	..	..	..	..	..	..	..	..	..	..	..	..	..	..	..	..
Haifa .. .. .	386	102	1	1	283	383	101	..	1	282	3	1	..	..	..	..	1	..	..	..	..	..	..	..	..	..	..	..	..	..	..	..	..	..	..

TABLE XVI.

Occupation or means of livelihood. Part II (a).—General table. Details for districts and sub-districts.—continued  
Settled population

DISTRICT AND SUB-DISTRICT	CLASS A.—PRODUCTION OF RAW MATERIALS:																	
	SUB-CLASS I.—EXPLOITATION OF THE SURFACE OF THE EARTH.—concluded.						SUB-CLASS II.—EXTRACTION OF MINERALS.						TOTAL ORDER 3. MINES (Group 20.)					
	TOTAL ORDER 2 (a) NOMADS.* (Group 19).			ORDER 2(a).—NOMADS.*			TOTAL ORDER 3.			MINES (Group 20.)								
	Total earners and dependants	EARNERS		Partly agricultural-turists	Dependants & working dependants	Total earners and dependants	EARNERS		Partly agricultural-turists	Dependants & working dependants	Total earners and dependants	EARNERS		Partly agricultural-turists	Dependants & working dependants			
Males		Females	Males				Females	Males				Females	Males			Females	Both sexes	
PALESTINE .....	164	165	166	167	168	169	170	171	172	173	174	175	176	177	178	179	180	181
SOUTHERN DISTRICT .....	..	..	..	..	..	..	..	..	..	..	..	..	..	11	1	..	..	10
Gaza Sub-district ..	..	..	..	..	..	..	..	..	..	..	..	..	..	6	1	..	..	7
Beersheba Sub-district ..	..	..	..	..	..	..	..	..	..	..	..	..	..	3	..	..	..	3
Jaffa Sub-district ..	..	..	..	..	..	..	..	..	..	..	..	..	..	4	..	..	..	3
Ramle Sub-district ..	..	..	..	..	..	..	..	..	..	..	..	..	..	1	..	..	..	1
JERUSALEM DISTRICT ..	..	..	..	..	..	..	..	..	..	..	..	..	..	..	..	..	..	..
Hebron Sub-district ..	..	..	..	..	..	..	..	..	..	..	..	..	..	..	..	..	..	..
Bethlehem Sub-district ..	..	..	..	..	..	..	..	..	..	..	..	..	..	..	..	..	..	..
Jerusalem Sub-district ..	..	..	..	..	..	..	..	..	..	..	..	..	..	..	..	..	..	..
Jericho Sub-district ..	..	..	..	..	..	..	..	..	..	..	..	..	..	..	..	..	..	..
Ramallah Sub-district ..	..	..	..	..	..	..	..	..	..	..	..	..	..	..	..	..	..	..
NORTHERN DISTRICT ..	..	..	..	..	..	..	..	..	..	..	..	..	..	..	..	..	..	..
Tulkarm Sub-district ..	..	..	..	..	..	..	..	..	..	..	..	..	..	..	..	..	..	..
Nablus Sub-district ..	..	..	..	..	..	..	..	..	..	..	..	..	..	..	..	..	..	..
Jenin Sub-district ..	..	..	..	..	..	..	..	..	..	..	..	..	..	..	..	..	..	..
Nazareth Sub-district ..	..	..	..	..	..	..	..	..	..	..	..	..	..	..	..	..	..	..
Beisan Sub-district ..	..	..	..	..	..	..	..	..	..	..	..	..	..	..	..	..	..	..
Tiberias Sub-district ..	..	..	..	..	..	..	..	..	..	..	..	..	..	..	..	..	..	..
Haifa Sub-district ..	..	..	..	..	..	..	..	..	..	..	..	..	..	..	..	..	..	..
Acra Sub-district ..	..	..	..	..	..	..	..	..	..	..	..	..	..	..	..	..	..	..
Safad Sub-district ..	..	..	..	..	..	..	..	..	..	..	..	..	..	..	..	..	..	..
FOUR MAIN TOWNS ..	..	..	..	..	..	..	..	..	..	..	..	..	..	..	..	..	..	..
Jaffa ..	..	..	..	..	..	..	..	..	..	..	..	..	..	..	..	..	..	..
Tel Aviv ..	..	..	..	..	..	..	..	..	..	..	..	..	..	..	..	..	..	..
Jerusalem ..	..	..	..	..	..	..	..	..	..	..	..	..	..	..	..	..	..	..
Haifa ..	..	..	..	..	..	..	..	..	..	..	..	..	..	..	..	..	..	..

\*The details for the nomadic population are given in section (b) Part II of this table.

Occupation or means of livelihood. Part II (a).—General table. Details for districts and sub-districts.—continued  
Settled population

CLASS A.—PRODUCTION OF RAW MATERIALS  
SUB-CLASS II.—EXTRACTION OF MINERALS.—contd.

DISTRICT AND SUB-DISTRICT	ORDER 3.—MINES.				TOTAL ORDER 4. QUARIES OF HARD ROCKS. (Group 21).				ORDER 4.—QUARIES OF HARD ROCKS. GROUP 21. Other minerals, stone, (limestone, sulphur, gypsum) and zifzif.									
	GROUP 20. Metalic minerals.																	
	Total earners and depen- dants	EARNERS		Partly agricul- turstists	Depen- dants & working depen- dants	Both sexes	Total earners and depen- dants	EARNERS		Partly agricul- turstists	Depen- dants & working depen- dants	Both sexes	Total earners and depen- dants	EARNERS		Partly agricul- turstists	Depen- dants & working depen- dants	Both sexes
		Males	Females					Males	Females					Males	Females			
PALESTINE .. .. .	182	183	184	185	186	187	188	189	190	191	192	193	194	195	196	197	198	199
SOUTHERN DISTRICT .. .. .	11	1	1	..	..	10	7,794	2,219	17	124	1	5,558	7,794	2,219	17	124	1	5,558
Gaza Sub-district .. .. .	8	..	..	..	..	7	966	279	2	3	..	685	966	279	2	3	..	685
Beersheba Sub-district .. .. .	3	..	..	..	..	3	286	66	..	2	..	220	286	66	..	2	..	220
Jaffa Sub-district .. .. .	4	..	..	..	..	3	77	19	..	..	..	58	77	19	..	..	..	58
Ramle Sub-district .. .. .	1	..	..	..	..	1	357	102	1	1	..	254	357	102	1	1	..	254
JERUSALEM DISTRICT .. .. .	3	..	..	..	..	3	2,669	684	8	105	1	1,977	2,669	684	8	105	1	1,977
Hebron Sub-district .. .. .	..	..	..	..	..	..	230	60	1	4	..	169	230	60	1	4	..	169
Bethlehem Sub-district .. .. .	..	..	..	..	..	..	641	147	1	5	..	493	641	147	1	5	..	493
Jerusalem Sub-district .. .. .	3	..	..	..	..	3	1,638	439	4	92	..	1,195	1,638	439	4	92	..	1,195
Jericho Sub-district .. .. .	..	..	..	..	..	..	8	3	..	..	..	..	8	3	..	..	..	..
Ramallah Sub-district .. .. .	..	..	..	..	..	..	157	35	2	4	..	120	157	35	2	4	..	120
NORTHERN DISTRICT .. .. .	..	..	..	..	..	..	4,159	1,256	7	16	..	2,896	4,159	1,256	7	16	..	2,896
Tulkarm Sub-district .. .. .	..	..	..	..	..	..	114	89	..	..	..	75	114	89	..	..	..	75
Nablus Sub-district .. .. .	..	..	..	..	..	..	622	156	..	..	..	466	622	156	..	..	..	466
Jenin Sub-district .. .. .	..	..	..	..	..	..	702	25	..	..	..	77	702	25	..	..	..	77
Nazareth Sub-district .. .. .	..	..	..	..	..	..	287	66	..	..	..	221	287	66	..	..	..	221
Beisan Sub-district .. .. .	..	..	..	..	..	..	19	19	..	..	..	..	19	19	..	..	..	..
Tiberias Sub-district .. .. .	..	..	..	..	..	..	59	18	..	..	..	41	59	18	..	..	..	41
Haifa Sub-district .. .. .	..	..	..	..	..	..	2,402	801	7	15	..	1,594	2,402	801	7	15	..	1,594
Acre Sub-district .. .. .	..	..	..	..	..	..	224	64	..	..	..	160	224	64	..	..	..	160
Safad Sub-district .. .. .	..	..	..	..	..	..	330	68	..	..	..	262	330	68	..	..	..	262
FOUR MAIN TOWNS .. .. .	4	..	..	..	..	4	1,589	480	4	1	..	1,105	1,589	480	4	1	..	1,105
Jaffa .. .. .	..	..	..	..	..	..	312	90	..	..	..	222	312	90	..	..	..	222
Tel Aviv .. .. .	1	..	..	..	..	1	17	7	1	..	..	9	17	7	1	..	..	9
Jerusalem .. .. .	3	..	..	..	..	3	281	90	..	..	..	191	281	90	..	..	..	191
Haifa .. .. .	..	..	..	..	..	..	979	293	3	1	..	683	979	293	3	1	..	683

**TABLE XVI.**  
**Occupation or means of livelihood. Part II (a).—General table. Details for districts and sub-districts.—continued**  
**Settled population**

DISTRICT AND SUB-DISTRICT	ORDER 5.—SALT, etc.												GROUP 22.						GROUP 23.						
	TOTAL ORDER 5.												Rock, sea and march salt.						Extraction of minerals soluble in water.						
	SALT, etc.																								
	(Groups 22, 23, and 24).																								
Total earners and dependants	EARNERS		Partly agriculturists		Total earners and dependants	EARNERS		Partly agriculturists		Total earners and dependants	EARNERS		Partly agriculturists		Total earners and dependants	EARNERS		Partly agriculturists		Total earners and dependants	EARNERS		Partly agriculturists		Total earners and dependants
	Males	Females	Males	Females		Males	Females	Males	Females		Males	Females	Males	Females		Males	Females	Males	Females		Males	Females	Males	Females	
200	201	202	203	204	205	206	207	208	209	210	211	212	213	214	215	216	217	218	219	220	221	222	223	224	225
PALESTINE .. .. .	208	133	1	9	74	36	16	..	..	..	20	172	117	1	..	..	54	..	..	..	..	..	..	..	
SOUTHERN DISTRICT .. .. .	46	16	..	..	30	2	2	..	..	..	..	44	14	..	..	..	30	..	..	..	..	..	..	..	
Gaza Sub-district .. .. .	2	1	..	..	1	..	..	..	..	..	..	2	1	..	..	..	1	..	..	..	..	..	..	1	
Beersheba Sub-district .. .. .	..	..	..	..	..	..	..	..	..	..	..	..	..	..	..	..	..	..	..	..	..	..	..	..	
Jaffa Sub-district .. .. .	44	15	..	..	29	2	2	..	..	..	..	42	13	..	..	..	29	..	..	..	..	..	..	..	
Ramle Sub-district .. .. .	..	..	..	..	..	..	..	..	..	..	..	..	..	..	..	..	..	..	..	..	..	..	..	..	
JERUSALEM DISTRICT .. .. .	115	95	1	9	19	6	1	..	..	..	6	109	94	1	..	..	14	..	..	..	..	..	..	..	
Hebron Sub-district .. .. .	6	..	..	..	6	1	..	..	..	..	1	5	..	..	..	..	5	..	..	..	..	..	..	..	
Bethlehem Sub-district .. .. .	..	..	..	..	..	..	..	..	..	..	..	..	..	..	..	..	..	..	..	..	..	..	..	..	
Jerusalem Sub-district .. .. .	18	3	..	..	10	5	1	..	..	..	4	8	2	..	..	..	6	..	..	..	..	..	..	..	
Jericho Sub-district .. .. .	96	92	1	9	3	..	..	..	..	..	..	96	92	1	..	..	3	..	..	..	..	..	..	..	
Ramallah Sub-district .. .. .	..	..	..	..	..	..	..	..	..	..	..	..	..	..	..	..	..	..	..	..	..	..	..	..	
NORTHERN DISTRICT .. .. .	47	22	..	..	26	28	13	..	..	..	16	19	9	..	..	..	10	..	..	..	..	..	..	..	
Tulkarm Sub-district .. .. .	1	..	..	..	1	..	..	..	..	..	..	1	..	..	..	..	1	..	..	..	..	..	..	..	
Nablus Sub-district .. .. .	..	..	..	..	..	..	..	..	..	..	..	..	..	..	..	..	..	..	..	..	..	..	..	..	
Jenin Sub-district .. .. .	..	..	..	..	..	..	..	..	..	..	..	..	..	..	..	..	..	..	..	..	..	..	..	..	
Nazareth Sub-district .. .. .	..	..	..	..	..	..	..	..	..	..	..	..	..	..	..	..	..	..	..	..	..	..	..	..	
Beisan Sub-district .. .. .	..	..	..	..	..	..	..	..	..	..	..	..	..	..	..	..	..	..	..	..	..	..	..	..	
Tiberias Sub-district .. .. .	..	..	..	..	..	..	..	..	..	..	..	..	..	..	..	..	..	..	..	..	..	..	..	..	
Haifa Sub-district .. .. .	41	18	..	..	23	28	13	..	..	..	15	13	5	..	..	..	8	..	..	..	..	..	..	..	
Haifa Sub-district .. .. .	..	..	..	..	1	..	..	..	..	..	..	5	4	..	..	..	1	..	..	..	..	..	..	..	
Acre Sub-district .. .. .	5	4	..	..	..	..	..	..	..	..	..	..	..	..	..	..	..	..	..	..	..	..	..	..	
Safad Sub-district .. .. .	..	..	..	..	..	..	..	..	..	..	..	..	..	..	..	..	..	..	..	..	..	..	..	..	
FOUR MAIN TOWNS .. .. .	57	17	..	..	36	7	3	..	..	..	4	50	14	1	..	..	35	..	..	..	..	..	..	..	
Jaffa .. .. .	4	2	..	..	2	2	2	..	..	..	..	2	13	..	..	..	2	..	..	..	..	..	..	..	
Tel Aviv .. .. .	40	13	..	..	26	..	..	..	..	..	..	40	13	..	..	..	26	..	..	..	..	..	..	..	
Jerusalem .. .. .	11	1	..	..	10	5	1	..	..	..	4	6	6	..	..	..	6	..	..	..	..	..	..	..	
Haifa .. .. .	2	1	..	..	1	..	..	..	..	..	..	2	1	..	..	..	1	..	..	..	..	..	..	..	



T A B L E X V I .

Occupation or means of livelihood. Part II (a).—General table. Details for districts and sub-districts.—continued  
Settled population

CLASS B.—PREPARATION AND SUPPLY OF MATERIAL SUBSTANCES  
SUB-CLASS III.—INDUSTRY.—*contid.*

ORDER 6.—TEXTILES.—*continued*

DISTRICT AND SUB-DISTRICT	GROUP 26. Cotton carpet weaving.						GROUP 27. Rope, twine and string.						GROUP 28. Other fibres, (flax, hemp, straw, etc.)											
	Total earners and dependants		EARNERS		Partly agriculturalists		Dependants & working dependants		Total earners and dependants		EARNERS		Partly agriculturalists		Dependants & working dependants		Total earners and dependants		EARNERS		Partly agriculturalists		Dependants & working dependants	
	Males	Females	Males	Females	Males	Females	Both sexes	Males	Females	Males	Females	Males	Females	Males	Females	Both sexes	Males	Females	Males	Females	Males	Females	Both sexes	
PALESTINE .. .. .	236	237	238	239	240	241	242	243	244	245	246	247	248	249	250	251	252	253	254	255	256	257	258	
SOUTHERN DISTRICT .. .. .	29	9	6	..	..	14	130	25	14	..	..	91	1,584	370	80	..	..	1,134	..	..	..	..	291	
Gaza Sub-district .. .. .	6	4	..	..	..	2	65	13	2	..	..	50	12	2	..	..	..	10	..	..	..	..	10	
Beersheba Sub-district .. .. .	..	..	..	..	..	..	..	..	..	..	..	..	..	..	..	..	..	..	..	..	..	..	..	
Jaffa Sub-district .. .. .	..	..	..	..	..	..	..	..	..	..	..	..	..	..	..	..	..	..	..	..	..	..	..	
Ramle Sub-district .. .. .	..	..	..	..	..	..	..	..	..	..	..	..	..	..	..	..	..	..	..	..	..	..	..	
JERUSALEM DISTRICT .. .. .	15	3	6	..	..	6	1	..	1	..	..	..	28	8	2	..	..	18	..	..	..	..	..	
Hebron Sub-district .. .. .	1	..	1	..	..	..	..	..	..	..	..	..	7	4	..	..	..	3	..	..	..	..	..	
Bethlehem Sub-district .. .. .	..	..	..	..	..	..	..	..	..	..	..	..	..	..	..	..	..	..	..	..	..	..	..	
Jerusalem Sub-district .. .. .	14	3	5	..	..	6	1	..	1	..	..	..	..	..	..	..	..	..	..	..	..	..	..	
Jericho Sub-district .. .. .	..	..	..	..	..	..	..	..	..	..	..	..	..	..	..	..	..	..	..	..	..	..	..	
Ramallah Sub-district .. .. .	..	..	..	..	..	..	..	..	..	..	..	..	..	..	..	..	..	..	..	..	..	..	..	
NORTHERN DISTRICT .. .. .	5	1	..	..	..	4	8	1	..	..	..	7	1,157	278	54	..	..	825	..	..	..	..	..	
Tulkarm Sub-district .. .. .	..	..	..	..	..	..	..	..	..	..	..	..	..	..	..	..	..	..	..	..	..	..	..	
Nablus Sub-district .. .. .	..	..	..	..	..	1	6	..	..	..	..	6	196	48	6	..	..	142	..	..	..	..	..	
Jenin Sub-district .. .. .	..	..	..	..	..	..	..	..	..	..	..	..	..	..	..	..	..	7	..	..	..	..	..	
Nazareth Sub-district .. .. .	..	..	..	..	..	..	..	..	..	..	..	..	..	..	..	..	..	8	..	..	..	..	..	
Beisan Sub-district .. .. .	..	..	..	..	..	..	..	..	..	..	..	..	..	..	..	..	..	21	..	..	..	..	..	
Tiberias Sub-district .. .. .	..	..	..	..	..	..	..	..	..	..	..	..	..	..	..	..	..	15	..	..	..	..	..	
Haifa Sub-district .. .. .	4	1	..	..	..	3	2	1	..	..	..	1	56	20	1	..	..	28	..	..	..	..	..	
Acra Sub-district .. .. .	..	..	..	..	..	..	..	..	..	..	..	..	..	..	..	..	..	26	..	..	..	..	..	
Safad Sub-district .. .. .	..	..	..	..	..	..	..	..	..	..	..	..	796	181	39	..	..	578	..	..	..	..	..	
FOUR MAIN TOWNS .. .. .	20	5	5	..	..	10	45	9	12	..	..	24	58	19	4	..	..	35	..	..	..	..	..	
Jaffa .. .. .	..	..	..	..	..	..	..	..	..	..	..	..	..	..	..	..	..	..	..	..	..	..	..	
Tel Aviv .. .. .	..	..	..	..	..	..	..	..	..	..	..	..	..	..	..	..	..	..	..	..	..	..	..	
Jerusalem .. .. .	14	3	5	..	..	2	28	7	10	..	..	19	4	4	..	..	..	3	..	..	..	..	..	
Haifa .. .. .	8	1	..	..	..	2	2	1	..	..	..	..	..	10	2	..	..	15	..	..	..	..	..	

TABLE XVI.

## Occupation or means of livelihood. Part II (a).—General table. Details for districts and sub-districts.—continued

CLASS B.—PREPARATION AND SUPPLY OF MATERIAL SUBSTANCES  
SUB-CLASS III.—INDUSTRY.—contd.

## ORDER 6.—TEXTILES.—continued

DISTRICT AND SUB-DISTRICT	GROUP 29. Wool carders, spinners, weavers of woolen goods, carpets, etc.						GROUP 30. Silk spinners and weavers.						GROUP 31. Hair, camel and horse hair, bristles work, brush makers, etc.											
	Total earners and depen- dants		EARNERS		Partly agricul- turists		Depen- dants & working depen- dants		Total earners and depen- dants		EARNERS		Partly agricul- turists		Depen- dants & working depen- dants		Total earners and depen- dants		EARNERS		Partly agricul- turists		Depen- dants & working depen- dants	
	254	255	256	257	258	259	260	261	262	263	264	265	266	267	268	269	270	271	272	273	274	275	276	277
PALESTINE .. .. .	388	96	44	9	..	248	47	13	4	..	30	154	44	2	1	..	108	..	..	..	..	..	..	
SOUTHERN DISTRICT .. .. .	211	52	34	9	..	125	21	7	3	..	11	73	25	2	..	..	45	..	..	..	..	..	..	
Gaza Sub-district .. .. .	69	14	10	9	..	45	10	2	..	..	8	11	3	1	..	..	7	..	..	..	..	..	..	
Beersheba Sub-district .. .. .	..	..	..	..	..	..	..	..	..	..	..	..	..	..	..	..	..	..	..	..	..	..	..	
Jaffa Sub-district .. .. .	133	36	24	..	..	73	11	5	3	..	3	53	19	1	..	..	32	..	..	..	..	..	..	
Ramle Sub-district .. .. .	9	2	..	..	..	7	..	..	..	..	..	..	..	..	..	..	7	..	..	..	..	..	..	
JERUSALEM DISTRICT .. .. .	61	11	4	..	..	34	14	4	..	..	10	52	12	..	..	..	40	..	..	..	..	..	..	
Hebron Sub-district .. .. .	7	1	..	..	..	6	..	..	..	..	..	..	..	..	..	..	22	..	..	..	..	..	..	
Bethlehem Sub-district .. .. .	..	..	..	..	..	..	..	..	..	..	..	..	..	..	..	..	..	..	..	..	..	..	..	
Jerusalem Sub-district .. .. .	40	8	4	..	..	28	14	4	..	..	10	27	5	..	..	..	22	..	..	..	..	..	..	
Jericho Sub-district .. .. .	..	..	..	..	..	..	..	..	..	..	..	..	..	..	..	..	..	..	..	..	..	..	..	
Ramallah Sub-district .. .. .	14	2	..	..	..	12	..	..	..	..	..	..	..	..	..	..	..	..	..	..	..	..	..	
NORTHERN DISTRICT .. .. .	116	33	6	..	..	77	12	2	1	..	9	29	7	..	1	..	22	..	..	..	..	..	..	
Tulkarm Sub-district .. .. .	..	..	..	..	..	..	..	..	..	..	..	..	..	..	..	..	..	..	..	..	..	..	..	
Nablus Sub-district .. .. .	97	29	..	..	..	68	5	1	..	..	4	10	3	..	1	..	7	..	..	..	..	..	..	
Jenin Sub-district .. .. .	..	..	..	..	..	..	..	..	..	..	..	..	..	..	..	..	..	..	..	..	..	..	..	
Nazareth Sub-district .. .. .	2	..	..	..	..	2	..	..	..	..	..	..	..	..	..	..	..	..	..	..	..	..	..	
Beisan Sub-district .. .. .	..	..	..	..	..	..	..	..	..	..	..	..	..	..	..	..	..	..	..	..	..	..	..	
Tiberias Sub-district .. .. .	..	..	..	..	..	..	..	..	..	..	..	..	..	..	..	..	..	..	..	..	..	..	..	
Haifa Sub-district .. .. .	8	2	2	..	..	4	7	1	1	..	5	2	1	..	..	..	7	..	..	..	..	..	..	
Acra Sub-district .. .. .	9	2	4	..	..	3	..	..	..	..	3	2	..	..	..	..	1	..	..	..	..	..	..	
Safad Sub-district .. .. .	..	..	..	..	..	..	..	..	..	..	..	..	..	..	..	..	..	..	..	..	..	..	..	
FOUR MAIN TOWNS .. .. .	179	46	28	..	..	105	32	10	4	..	18	77	26	1	..	..	50	..	..	..	..	..	..	
Jaffa .. .. .	9	3	..	..	..	6	..	..	..	..	..	..	..	..	..	..	12	..	..	..	..	..	..	
Tel Aviv .. .. .	124	33	24	..	..	67	11	5	3	..	3	16	4	..	..	..	19	..	..	..	..	..	..	
Jerusalem .. .. .	89	8	3	..	..	28	14	4	..	..	10	34	14	..	..	..	18	..	..	..	..	..	..	
Haifa .. .. .	7	2	1	..	..	4	7	1	1	..	5	25	7	..	..	..	18	..	..	..	..	..	..	

**TABLE XVI.**  
**Occupation or means of livelihood. Part II (a).—General Table. Details for districts and sub-districts.—continued**  
**Settled population**

DISTRICT AND SUB-DISTRICT		CLASS B.—PREPARATION AND SUPPLY OF MATERIAL SUBSTANCES SUB-CLASS III.—INDUSTRY.— <i>contd.</i>															
		GROUP 32. Persons occupied with feathers.					GROUP 33. Hosiery knitters and textile weavers.					GROUP 34. Dyeing, bleaching, printing, preparation and sponging of textiles.					
		Total earners and dependants	EARNERS		Partly agriculturists		Dependants & working dependants	Total earners and dependants	EARNERS		Partly agriculturists		Dependants & working dependants	Total earners and dependants	EARNERS		Partly agriculturists
272	273	274	275	276	277	278	279	280	281	282	283	284	285	286	287	288	289
PALESTINE .. .. .	4	1	2	..	..	1	585	149	184	..	1	466	109	6	1	..	361
SOUTHERN DISTRICT .. .. .	2	1	..	..	1	555	145	172	..	1	238	348	85	6	1	..	257
Gaza Sub-district .. .. .	..	..	..	..	..	7	..	1	..	..	6	265	59	..	..	..	206
Beersheba Sub-district .. .. .	..	..	..	..	..	..	..	..	..	..	..	42	12	..	..	..	30
Jaffa Sub-district .. .. .	1	..	..	..	1	548	145	171	..	1	232	40	14	6	..	..	20
Ramle Sub-district .. .. .	1	1	..	..	..	..	..	..	..	..	..	1	..	..	..	..	1
JERUSALEM DISTRICT .. .. .	1	..	1	..	..	28	4	12	..	..	12	50	9	..	..	..	41
Hebron Sub-district .. .. .	1	..	1	..	..	2	..	..	..	..	2	34	6	..	..	..	28
Bethlehem Sub-district .. .. .	..	..	..	..	..	2	..	2	..	..	..	..	..	..	..	..	..
Jerusalem Sub-district .. .. .	..	..	..	..	..	24	4	10	..	..	10	16	3	..	..	..	13
Jericho Sub-district .. .. .	..	..	..	..	..	..	..	..	..	..	..	..	..	..	..	..	..
Ramallah Sub-district .. .. .	..	..	..	..	..	..	..	..	..	..	..	..	..	..	..	..	..
NORTHERN DISTRICT .. .. .	1	..	1	..	..	2	..	..	..	..	2	68	15	..	..	..	53
Tulkarm Sub-district .. .. .	..	..	..	..	..	..	..	..	..	..	..	..	..	..	..	..	..
Nablus Sub-district .. .. .	..	..	..	..	..	..	..	..	..	..	..	..	..	..	..	..	..
Jenin Sub-district .. .. .	..	..	..	..	..	..	..	..	..	..	..	..	..	..	..	..	..
Nazareth Sub-district .. .. .	..	..	..	..	..	..	..	..	..	..	..	..	..	..	..	..	..
Beisan Sub-district .. .. .	..	..	..	..	..	..	..	..	..	..	..	..	..	..	..	..	..
Tiberias Sub-district .. .. .	..	..	..	..	..	..	..	..	..	..	..	..	..	..	..	..	..
Haifa Sub-district .. .. .	1	..	1	..	..	1	..	..	..	..	1	3	2	..	..	..	1
Acra Sub-district .. .. .	..	..	..	..	..	1	..	..	..	..	1	45	8	..	..	..	37
Safad Sub-district .. .. .	..	..	..	..	..	..	..	..	..	..	..	..	..	..	..	..	..
FOUR MAIN TOWNS .. .. .	..	..	..	..	..	522	138	171	..	1	213	48	16	6	..	..	26
Jaffa .. .. .	..	..	..	..	..	18	6	3	..	..	9	5	4	..	..	..	1
Tel Aviv .. .. .	..	..	..	..	..	481	128	159	..	1	194	85	10	6	..	..	19
Jerusalem .. .. .	..	..	..	..	..	23	4	9	..	..	10	8	2	..	..	..	6
Haifa .. .. .	..	..	..	..	..	..	..	..	..	..	..	..	..	..	..	..	..

ORDER 6.—TEXTILES.—*continued*

TABLE XVI.

Occupation or means of livelihood. Part II (a).—General table. Details for districts and sub-districts.—continued  
Settled populationCLASS B.—PREPARATION AND SUPPLY OF MATERIAL SUBSTANCES  
SUB-CLASS III.—INDUSTRY.—*contd.*

DISTRICT AND SUB-DISTRICT	ORDER 6.—TEXTILES.— <i>concluded.</i>						TOTAL ORDER 7.						ORDER 7.—HIDES, SKINS, AND HARD MATERIALS FROM THE ANIMAL KINGDOM.													
	GROUP 35. Other (lace, crape, fringes, embroideries, etc.) and insufficiently described textile industries.						HIDES, SKINS AND HARD MATERIALS FROM THE ANIMAL KINGDOM. (Groups 36, 37, 38, 39, and 40).						GROUP 36. Tanners, curriers, leather dressers, etc., and blood boilers.													
	EARNERS		Partly agricul- turists		Depen- dants & working depen- dants		EARNERS		Partly agricul- turists		Depen- dants & working depen- dants		EARNERS		Partly agricul- turists		Total earners and depen- dants		Depen- dants & working depen- dants		Partly agricul- turists		Total earners and depen- dants			
	Males	Females	Males	Females	Both sexes	Males	Females	Males	Females	Both sexes	Males	Females	Males	Females	Both sexes	Males	Females	Males	Females	Both sexes	Males	Females	Males	Females	Both sexes	
290	291	292	293	294	295	296	297	298	299	300	301	302	303	304	305	306	307	308	309	310	311	312	313	314	315	
PALESTINE .. .. .	274	39	103	..	1	1,594	393	74	6	..	1,127	561	135	6	..	..	420	..	..	..	..	..	..	..	..	
SOUTHERN DISTRICT .. .. .	179	36	65	..	..	615	167	13	2	..	435	266	72	4	..	..	210	..	..	..	..	..	..	..	..	
Gaza Sub-district .. .. .	72	18	3	..	..	203	40	1	2	..	162	1	..	..	..	..	1	..	..	..	..	..	..	..	..	
Beersheba Sub-district .. .. .	..	..	..	..	..	..	..	..	..	..	..	..	..	..	..	..	..	..	..	..	..	..	..	..	..	..
Jaffa Sub-district .. .. .	106	18	61	..	..	316	105	12	..	..	199	195	..	..	..	..	..	..	..	..	..	..	..	..	..	
Ramle Sub-district .. .. .	1	..	1	..	..	94	21	..	..	..	73	90	19	..	..	..	..	..	..	..	..	..	..	..	..	
JERUSALEM DISTRICT .. .. .	45	3	15	..	1	827	187	60	2	..	550	169	37	2	..	..	130	..	..	..	..	..	..	..	..	
Hebron Sub-district .. .. .	..	..	..	..	..	..	..	..	..	..	..	..	..	..	..	..	..	..	..	..	..	..	..	..	..	
Bethlehem Sub-district .. .. .	8	..	4	..	1	238	43	3	1	..	192	118	21	1	..	..	96	..	..	..	..	..	..	..	..	
Jerusalem Sub-district .. .. .	35	3	9	..	..	462	111	53	4	..	298	..	16	..	..	..	..	..	..	..	..	..	..	..	..	
Jericho Sub-district .. .. .	..	..	..	..	..	127	33	..	..	..	90	..	..	..	..	..	..	..	..	..	..	..	..	..	..	
Ramallah Sub-district .. .. .	2	..	2	..	..	..	..	..	..	..	..	..	..	..	..	..	..	..	..	..	..	..	..	..	..	
NORTHERN DISTRICT .. .. .	50	..	23	..	..	152	39	1	2	..	112	106	26	..	..	..	80	..	..	..	..	..	..	..	..	
Tulkarm Sub-district .. .. .	..	..	..	..	..	..	..	..	..	..	..	..	..	..	..	..	..	..	..	..	..	..	..	..	..	
Nablus Sub-district .. .. .	4	..	..	..	4	76	16	..	..	..	60	..	15	..	..	..	..	..	..	..	..	..	..	..	..	
Jenin Sub-district .. .. .	..	..	..	..	..	..	..	..	..	..	..	..	..	..	..	..	..	..	..	..	..	..	..	..	..	
Nazareth Sub-district .. .. .	41	..	20	..	21	16	4	..	..	..	12	7	2	..	..	..	..	..	..	..	..	..	..	..	..	
Beisan Sub-district .. .. .	..	..	..	..	..	..	..	..	..	..	..	..	..	..	..	..	..	..	..	..	..	..	..	..	..	
Tiberias Sub-district .. .. .	..	..	..	..	..	..	..	..	..	..	..	..	..	..	..	..	..	..	..	..	..	..	..	..	..	
Haifa Sub-district .. .. .	1	..	1	..	..	17	7	1	2	..	9	2	6	..	..	..	..	..	..	..	..	..	..	..	..	
Acra Sub-district .. .. .	3	..	2	..	1	2	..	..	..	..	2	6	..	..	..	..	..	..	..	..	..	..	..	..	..	
Safad Sub-district .. .. .	1	..	..	..	1	36	8	..	..	..	28	6	1	..	..	..	..	..	..	..	..	..	..	..	..	
FOUR MAIN TOWNS .. .. .	138	20	68	..	50	498	135	16	..	..	275	240	67	5	..	..	168	..	..	..	..	..	..	..	..	
Jaffa .. .. .	6	..	5	..	1	160	45	3	..	..	112	148	35	2	..	..	106	..	..	..	..	..	..	..	..	
Tel Aviv .. .. .	98	17	55	..	26	130	52	8	..	..	70	88	11	2	..	..	20	..	..	..	..	..	..	..	..	
Jerusalem .. .. .	34	3	8	..	23	120	32	4	..	..	84	51	16	1	..	..	34	..	..	..	..	..	..	..	..	
Haifa .. .. .	..	..	..	..	..	16	6	1	..	..	9	18	5	..	..	..	8	..	..	..	..	..	..	..	..	

TABLE XVI.

Occupation or means of livelihood. Part II (a).—General table. Details for districts and sub-districts.—continued  
Settled population

DISTRICT AND SUB-DISTRICT	CLASS B.—PREPARATION AND SUPPLY OF MATERIAL SUBSTANCES SUB-CLASS III.—INDUSTRY.—contd.																
	GROUP 37. Leather dyers.					GROUP 38. Makers of leather articles.					GROUP 39. Furriers.						
	EARNERS		Partly agricultural-turists		Total earners and dependants	EARNERS		Partly agricultural-turists		Total earners and dependants	EARNERS		Partly agricultural-turists		Total earners and dependants		
	Males	Females	Males	Females		Males	Females	Males	Females		Males	Females	Males	Females			
308	309	310	311	312	313	314	315	316	317	318	319	320	321	322	323	324	325
PALESTINE .. .. .	104	22	1	...	81	137	45	9	...	1	83	224	61	6	...	158	
SOUTHERN DISTRICT .. .. .	18	7	...	...	11	90	36	8	...	...	46	133	38	1	...	84	
Gaza Sub-district .. .. .	13	4	...	...	9	...	...	...	...	...	...	104	24	1	...	79	
Beersheba Sub-district .. .. .	...	...	...	...	...	...	...	...	...	...	...	...	1	...	...	1	
Jaffa Sub-district .. .. .	...	3	...	...	2	89	36	8	...	...	45	25	12	...	...	13	
Ramle Sub-district .. .. .	...	...	...	...	...	1	...	...	...	...	1	9	1	...	...	1	
JERUSALEM DISTRICT .. .. .	66	11	1	...	54	46	8	1	...	...	37	84	20	3	...	61	
Hebron Sub-district .. .. .	64	10	1	...	53	11	2	...	...	...	9	45	10	1	...	34	
Bethlehem Sub-district .. .. .	...	...	...	...	...	...	...	...	...	...	...	...	...	...	...	...	
Jerusalem Sub-district .. .. .	...	1	...	...	1	35	6	1	...	...	28	...	10	2	...	27	
Jericho Sub-district .. .. .	...	...	...	...	...	...	...	...	...	...	...	...	...	...	...	...	
Ramallah Sub-district .. .. .	...	...	...	...	...	...	...	...	...	...	...	...	...	...	...	...	
NORTHERN DISTRICT .. .. .	20	4	...	...	16	1	1	...	...	1	...	7	3	1	...	3	
Tulkarm Sub-district .. .. .	...	...	...	...	...	...	...	...	...	...	...	...	...	...	...	...	
Nablus Sub-district .. .. .	...	...	...	...	...	...	...	...	...	...	...	...	...	...	...	...	
Jenin Sub-district .. .. .	...	...	...	...	...	...	...	...	...	...	...	...	...	...	...	...	
Nazareth Sub-district .. .. .	...	2	...	...	6	...	...	...	...	...	...	...	...	...	...	...	
Beisan Sub-district .. .. .	...	...	...	...	...	...	...	...	...	...	...	...	...	...	...	...	
Tiberias Sub-district .. .. .	...	...	...	...	...	...	...	...	...	...	...	...	...	...	...	...	
Haifa Sub-district .. .. .	...	...	...	...	...	1	1	...	...	1	...	...	...	...	...	...	
Acra Sub-district .. .. .	...	2	...	...	10	...	...	...	...	...	...	...	...	...	...	...	
Safad Sub-district .. .. .	12	...	...	...	...	...	...	...	...	...	...	...	...	...	...	...	
FOUR MAIN TOWNS .. .. .	7	6	...	...	3	118	42	8	...	...	69	59	21	2	...	25	
Jaffa .. .. .	4	2	...	...	2	9	6	1	...	...	2	4	2	...	...	2	
Tel Aviv .. .. .	1	1	...	...	...	78	29	6	...	...	39	81	10	...	...	11	
Jerusalem .. .. .	2	1	...	...	...	35	8	1	...	...	28	33	9	...	...	21	
Haifa .. .. .	...	...	...	...	...	1	1	...	...	...	...	2	1	...	...	1	

ORDER 7.—HIDES, SKINS AND HARD MATERIAL FROM THE ANIMAL KINGDOM.—contd.

CLASS B.—PREPARATION AND SUPPLY OF MATERIAL SUBSTANCES  
SUB-CLASS III.—INDUSTRY.—contd.

GROUP 37.  
Leather dyers.

GROUP 38.  
Makers of leather articles.

GROUP 39.  
Furriers.

DISTRICT AND  
SUB-DISTRICT

Total earners and dependants  
EARNERS  
Males Females  
Partly agricultural-turists  
Males Females  
Dependants & working dependants  
Both sexes  
Total earners and dependants  
EARNERS  
Males Females  
Partly agricultural-turists  
Males Females  
Dependants & working dependants  
Both sexes

PALESTINE .. .. .  
SOUTHERN DISTRICT .. .. .  
Gaza Sub-district .. .. .  
Beersheba Sub-district .. .. .  
Jaffa Sub-district .. .. .  
Ramle Sub-district .. .. .  
JERUSALEM DISTRICT .. .. .  
Hebron Sub-district .. .. .  
Bethlehem Sub-district .. .. .  
Jerusalem Sub-district .. .. .  
Jericho Sub-district .. .. .  
Ramallah Sub-district .. .. .  
NORTHERN DISTRICT .. .. .  
Tulkarm Sub-district .. .. .  
Nablus Sub-district .. .. .  
Jenin Sub-district .. .. .  
Nazareth Sub-district .. .. .  
Beisan Sub-district .. .. .  
Tiberias Sub-district .. .. .  
Haifa Sub-district .. .. .  
Acra Sub-district .. .. .  
Safad Sub-district .. .. .  
FOUR MAIN TOWNS .. .. .  
Jaffa .. .. .  
Tel Aviv .. .. .  
Jerusalem .. .. .  
Haifa .. .. .

Occupation or means of livelihood. Part II (a).—General table. Details for districts and sub-districts.—continued  
Settled population

CLASS B.—PREPARATION AND SUPPLY OF MATERIAL SUBSTANCES  
SUB-CLASS III.—INDUSTRY.—contd.

DISTRICT AND SUB-DISTRICT	ORDER 7.—HIDES, SKINS AND HARD MATERIAL FROM THE ANIMAL KINGDOM.—concluded				TOTAL ORDER 8.				ORDER 8.—WOOD.									
	GROUP 40. Bone, ivory, horn, shell, etc., workers, catgut string preparer.				WOOD. (Groups 41 and 42).				Sawyers, carpenters, turners, and joiners, etc.									
	Total earners and depen- dants	EARNERS		Depen- dants & working depen- dants	Total earners and depen- dants	EARNERS		Depen- dants & working depen- dants	Total earners and depen- dants	EARNERS		Depen- dants & working depen- dants						
	Males	Females	Both sexes	Males	Females	Both sexes	Males	Females	Both sexes	Males	Females	Both sexes						
PALESTINE .. .. .	326	327	328	329	330	331	332	333	334	335	336	337	338	339	340	341	342	343
SOUTHERN DISTRICT .. .. .	568	130	53	3	...	385	14,634	4,476	59	62	...	10,099	13,215	4,131	26	55	...	9,058
Gaza Sub-district .. .. .	88	14	...	2	...	74	6,171	1,892	28	26	...	4,251	5,458	1,705	9	21	...	3,744
Beersheba Sub-district .. .. .	85	12	...	2	...	73	1,944	293	14	8	...	937	853	198	1	6	...	654
Jaffa Sub-district .. .. .	...	...	...	...	...	...	4,069	1,331	...	...	...	2,725	8,877	1,259	...	...	...	47
Ramle Sub-district .. .. .	1	1	...	...	...	...	798	255	1	7	...	542	718	235	1	6	...	2,561
JERUSALEM DISTRICT .. .. .	462	111	53	1	...	298	3,934	1,177	11	8	...	2,746	3,712	1,125	8	7	...	2,579
Hebron Sub-district .. .. .	...	...	...	...	...	...	460	108	...	4	...	352	490	104	...	3	...	328
Bethlehem Sub-district .. .. .	462	111	53	1	...	298	3,934	1,177	11	8	...	2,746	3,712	1,125	8	7	...	2,579
Jerusalem Sub-district .. .. .	...	...	...	...	...	...	3,075	953	...	3	...	2,111	2,928	918	...	3	...	180
Jerich Sub-district .. .. .	...	...	...	...	...	...	28	16	...	...	...	12	28	14	...	...	...	12
Ramallah Sub-district .. .. .	...	...	...	...	...	...	133	34	...	1	...	69	123	32	...	1	...	91
NORTHERN DISTRICT .. .. .	18	5	...	...	...	13	4,529	1,407	20	28	...	3,102	4,045	1,301	9	27	...	2,755
Tulkarm Sub-district .. .. .	...	...	...	...	...	...	258	72	1	2	...	185	170	55	1	2	...	114
Nablus Sub-district .. .. .	...	...	...	...	...	...	416	109	...	1	...	307	411	107	...	1	...	304
Jenin Sub-district .. .. .	...	...	...	...	...	...	234	58	...	6	...	175	207	54	...	5	...	153
Nazareth Sub-district .. .. .	...	...	...	...	...	...	424	104	...	2	...	320	416	103	...	2	...	313
Beisan Sub-district .. .. .	...	...	...	...	...	...	94	43	...	...	...	51	82	42	...	...	...	50
Tiberias Sub-district .. .. .	...	...	...	...	...	...	330	79	...	4	...	151	229	79	...	4	...	150
Haifa Sub-district .. .. .	...	...	...	...	...	...	2,039	706	9	9	...	1,324	1,982	695	8	9	...	1,279
Acre Sub-district .. .. .	...	...	...	...	...	...	669	173	9	3	...	487	379	106	...	3	...	273
Safad Sub-district .. .. .	18	5	...	...	...	13	165	63	...	1	...	102	159	60	...	1	...	99
FOUR MAIN TOWNS .. .. .	2	1	...	...	...	1	8,115	2,603	29	8	...	5,483	7,821	2,522	21	7	...	5,278
Jaffa .. .. .	...	...	...	...	...	...	2,115	638	2	2	...	1,475	1,990	604	2	1	...	1,384
Tel Aviv .. .. .	2	1	...	...	...	1	1,452	525	10	...	...	917	1,379	591	4	...	...	874
Jerusalem .. .. .	...	...	...	...	...	...	2,902	879	10	2	...	2,013	2,807	857	8	...	...	1,942
Haifa .. .. .	...	...	...	...	...	...	1,646	561	7	4	...	1,078	1,645	560	7	4	...	1,078



Occupation or means of livelihood. Part II (a).—General table. Details for districts and sub-districts.—continued.

CLASS B.—PREPARATION AND SUPPLY OF MATERIAL SUBSTANCES  
SUB-CLASS III.—INDUSTRY.—contd.

ORDER 9.—METALS.—contd.

DISTRICT AND SUB-DISTRICT	GROUP 44. Plough and agricultural implement makers.						GROUP 45. Makers of arms, guns, cutlery.						GROUP 46. Makers of sieves and other workers in iron and makers of implements and tools principally or exclusively of iron.					
	EARNERS		Partly agriculturalists		Depen- dants & working depen- dants		EARNERS		Partly agriculturalists		Depen- dants & working depen- dants		EARNERS		Partly agriculturalists		Depen- dants & working depen- dants	
	Males	Females	Males	Females	Both sexes	Total earners and depen- dants	Males	Females	Males	Females	Both sexes	Males	Females	Males	Females	Males	Females	Both sexes
	363	364	365	366	367	368	369	370	371	372	373	374	375	376	377	378	379	
PALESTINE .. .. .	55	16	1	..	38	94	21	1	..	72	6,866	2,127	46	13	..	4,693		
SOUTHERN DISTRICT ..	25	7	..	..	18	42	8	1	..	33	2,312	685	33	4	..	1,594		
Gaza Sub-district ..	7	3	..	..	4	27	5	..	..	22	313	75	..	1	..	238		
Beersheba Sub-district ..	..	..	..	..	..	..	..	..	..	..	25	5	..	..	..	20		
Jafa Sub-district ..	..	..	..	..	4	14	3	1	..	10	1,539	483	..	2	..	1,023		
Ramle Sub-district ..	13	3	..	..	10	1	..	..	..	1	435	122	..	1	..	313		
JERUSALEM DISTRICT ..	6	2	..	..	3	29	9	..	..	20	1,800	581	7	1	..	1,212		
Hebron Sub-district ..	..	..	..	..	3	8	..	..	..	8	454	104	3	..	..	347		
Bethlehem Sub-district ..	..	..	..	..	..	..	..	..	..	..	86	24	..	..	..	62		
Jerusalem Sub-district ..	..	..	..	..	..	21	9	..	..	12	1,078	373	..	1	..	701		
Jericho Sub-district ..	..	..	..	..	..	..	..	..	..	..	94	30	..	..	..	4		
Ramallah Sub-district ..	..	..	..	..	..	..	..	..	..	..	148	50	..	..	..	98		
NORTHERN DISTRICT ..	25	7	1	..	17	23	4	..	..	19	2,754	861	6	8	..	1,887		
Tulkarm Sub-district ..	..	..	..	..	..	..	..	..	..	..	219	58	..	..	..	161		
Nablus Sub-district ..	19	6	..	..	13	203	54	..	..	..	157	42	..	..	..	149		
Jenin Sub-district ..	1	..	..	..	1	198	58	..	..	..	83	28	..	..	..	115		
Nazareth Sub-district ..	..	..	..	..	..	..	..	..	..	..	184	51	..	..	..	140		
Beisan Sub-district ..	..	..	..	..	2	16	3	..	..	13	184	51	..	1	..	133		
Tiberias Sub-district ..	..	..	..	..	1	..	..	..	..	..	1,387	480	..	4	..	902		
Haifa Sub-district ..	..	..	..	..	..	5	1	..	..	4	179	44	..	..	..	135		
Acra Sub-district ..	..	..	..	..	..	2	..	..	..	2	144	46	..	..	..	98		
Safad Sub-district ..	..	..	..	..	..	..	..	..	..	..	..	..	..	..	..	..		
FOUR MAIN TOWNS ..	6	1	..	..	5	35	12	1	..	22	3,287	1,119	41	4	..	2,127		
Jaffa ..	1	..	..	..	1	14	3	1	..	10	1,006	306	27	1	..	673		
Tel Aviv ..	4	..	..	..	3	..	..	..	..	..	394	133	6	1	..	255		
Jerusalem ..	..	..	..	..	..	21	9	..	..	12	804	299	4	..	..	501		
Haifa ..	1	..	..	..	1	..	..	..	..	..	1,083	381	4	2	..	698		

TABLE XVI.

Occupation or means of livelihood. Part II (a).—General table. Details for districts and sub-districts.—continued  
Settled population

CLASS B.—PREPARATION AND SUPPLY OF MATERIAL SUBSTANCES  
SUB-CLASS III.—INDUSTRY.—contd.

ORDER 9.—METALS.—concluded.

DISTRICT AND SUB-DISTRICT	GROUP 47. Workers in brass, copper, and bell metal.						GROUP 48. Workers in other metals (tin, zinc, lead, mercury, etc.)						GROUP 49. Workers in mints, die-sinkers, etc.					
	Total earners and depen- dants		EARNERS		Partly agricul- turists		Depen- dants & working depen- dants		Total earners and depen- dants		EARNERS		Partly agricul- turists		Depen- dants & working depen- dants			
	Males	Females	Males	Females	Males	Females	Both sexes	Males	Females	Males	Females	Males	Females	Males	Females	Both sexes		
	380	381	382	383	384	385	386	387	388	389	390	391	392	393	394	395	396	397
PALESTINE .. .. .	685	201	1	383	384	385	386	387	388	389	390	391	392	393	394	395	396	397
SOUTHERN DISTRICT .. .. .	230	75	1	..	..	1,491	701	212	2	..	..	487	..	..	..	..	..	..
Gaza Sub-district .. .. .	77	29	..	..	..	48	83	21	..	..	..	62	..	..	..	..	..	..
BeerSheba Sub-district .. .. .	27	4	..	..	..	23	8	5	..	..	..	3	..	..	..	..	..	..
Jaffa Sub-district .. .. .	94	37	1	..	..	56	495	152	2	..	..	341	..	..	..	..	..	..
Ramle Sub-district .. .. .	82	5	..	..	..	27	115	34	..	..	..	81	..	..	..	..	..	..
JERUSALEM DISTRICT .. .. .	201	62	..	..	..	139	686	187	4	..	..	495	..	..	..	..	..	..
Hebron Sub-district .. .. .	58	15	..	..	..	43	92	4	..	..	..	18	..	..	..	..	..	..
Bethlehem Sub-district .. .. .	7	5	..	..	..	2	36	7	..	..	..	29	..	..	..	..	..	..
Jerusalem Sub-district .. .. .	131	41	..	..	..	90	599	168	4	..	..	427	..	..	..	..	..	..
Jericho Sub-district .. .. .	..	..	..	..	..	..	1	1	..	..	..	..	..	..	..	..	..	..
Ramallah Sub-district .. .. .	5	1	..	..	..	4	28	7	..	..	..	..	..	..	..	..	..	..
NORTHERN DISTRICT .. .. .	254	64	..	..	..	190	745	234	2	..	..	509	..	..	..	..	..	..
Tulkarm Sub-district .. .. .	..	..	..	..	..	..	17	5	..	..	..	12	..	..	..	..	..	..
Nablus Sub-district .. .. .	45	10	..	..	..	35	188	43	..	..	..	140	..	..	..	..	..	..
Jenin Sub-district .. .. .	..	..	..	..	..	..	8	1	..	..	..	7	..	..	..	..	..	..
Nazareth Sub-district .. .. .	105	21	..	..	..	84	44	18	..	..	..	26	..	..	..	..	..	..
Beisan Sub-district .. .. .	..	..	..	..	..	..	15	8	..	..	..	7	..	..	..	..	..	..
Tiberias Sub-district .. .. .	33	8	..	..	..	25	39	13	..	..	..	26	..	..	..	..	..	..
Haifa Sub-district .. .. .	89	11	..	..	..	18	338	117	1	..	..	215	..	..	..	..	..	..
Acra Sub-district .. .. .	42	14	..	..	..	28	50	15	..	..	..	34	..	..	..	..	..	..
Safad Sub-district .. .. .	..	..	..	..	..	28	56	14	..	..	..	42	..	..	..	..	..	..
FOUR MAIN TOWNS .. .. .	255	82	1	..	..	171	1,308	389	7	..	..	912	..	..	..	..	..	..
Jaffa .. .. .	83	31	..	..	..	57	205	61	..	..	..	144	..	..	..	..	..	..
Tel Aviv .. .. .	10	5	1	..	..	4	202	80	2	..	..	180	..	..	..	..	..	..
Jerusalem .. .. .	129	39	..	..	..	90	590	159	4	..	..	417	..	..	..	..	..	..
Haifa .. .. .	33	8	..	..	..	25	281	89	1	..	..	171	..	..	..	..	..	..



**TABLE XVI.**  
**Occupation or means of livelihood. Part II (a).—General table. Details for districts and sub-districts.—continued**  
**Settled population**

DISTRICT AND SUB-DISTRICT		CLASS B.—PREPARATION AND SUPPLY OF MATERIAL SUBSTANCES SUB-CLASS III.—INDUSTRY.—contd.																
		GROUP 52. Potters and earthen pipe and bowl makers.					GROUP 53. Brick and tile makers.					GROUP 54. Others (mosaic, talc, mica, workers). Artificial teeth manufacturers and dental mechanics, mother-of-pearl workers.						
		Total earners and dependants	EARNERS		Partly agriculturists	Dependants & working dependants	Total earners and dependants	EARNERS		Partly agriculturists	Dependants & working dependants	Total earners and dependants	EARNERS		Partly agriculturists	Dependants & working dependants		
416	417	418	419	420	421	422	423	424	425	426	427	428	429	430	431	432	433	
Males	Females	Males	Females	Males	Females	Both sexes	Males	Females	Males	Females	Both sexes	Males	Females	Males	Females	Both sexes	Males	Females
PALESTINE .. .. .	883	211	25	2	1	647	921	303	8	5	610	1,088	298	70	1	720	1	720
SOUTHERN DISTRICT .. .. .	567	139	1	1	1	427	619	214	6	2	399	173	70	35	...	68	...	68
Gaza .. .. .	352	80	1	1	...	271	34	8	...	...	26	6	...	...	...	6	...	6
Beersheba Sub-district .. .. .	...	9	...	...	...	12	557	193	6	2	358	152	65	34	...	53	...	53
Jaffa .. .. .	194	50	...	...	1	144	28	13	...	...	15	15	5	1	...	9	...	9
Ramle .. .. .	...	...	...	...	...	...	...	...	...	...	...	...	...	...	...	...	...	...
JERUSALEM DISTRICT .. .. .	193	43	20	...	...	130	182	56	1	3	125	878	218	29	...	631	...	631
Hebron Sub-district .. .. .	120	27	1	...	...	92	4	1	1	...	2	1	1	...	...	...	...	...
Bethlehem Sub-district .. .. .	...	16	19	...	...	36	156	50	...	3	9	781	156	24	...	551	...	551
Jerusalem Sub-district .. .. .	...	...	...	...	...	...	...	...	...	...	106	146	61	5	...	80	...	80
Jericho Sub-district .. .. .	...	...	...	...	...	...	...	...	...	...	...	...	...	...	...	...	...	...
Ramallah Sub-district .. .. .	2	...	...	...	...	2	10	2	...	...	8	...	...	...	...	...	...	...
NORTHERN DISTRICT .. .. .	123	29	4	1	...	90	120	33	1	...	86	37	10	6	...	21	...	21
Tulkarm Sub-district .. .. .	20	4	2	1	...	14	5	2	...	...	3	...	...	...	...	...	...	...
Nablus Sub-district .. .. .	7	...	...	...	...	7	2	1	...	...	1	...	...	...	...	...	...	...
Jenin Sub-district .. .. .	84	10	...	...	...	24	1	1	...	...	...	...	...	...	...	...	...	...
Nazareth Sub-district .. .. .	9	1	...	...	...	7	4	1	...	...	3	...	...	...	...	...	...	...
Beisan Sub-district .. .. .	...	...	...	...	...	...	...	...	...	...	...	...	...	...	...	...	...	...
Tiberias Sub-district .. .. .	...	...	...	...	...	...	14	3	...	...	11	5	...	...	...	5	...	5
Haifa Sub-district .. .. .	15	5	1	...	...	10	94	25	1	...	68	32	10	6	...	16	...	16
Acra Sub-district .. .. .	37	9	...	...	...	27	...	...	...	...	...	...	...	...	...	...	...	...
Safad Sub-district .. .. .	1	...	...	...	...	1	...	...	...	...	...	...	...	...	...	...	...	...
FOUR MAIN TOWNS .. .. .	85	26	3	...	...	56	747	248	6	3	493	309	129	41	...	139	...	139
Jaffa .. .. .	8	2	...	...	...	6	211	65	...	1	146	1	1	...	...	...	...	...
Tel Aviv .. .. .	10	5	...	...	...	5	309	115	6	1	188	144	62	31	...	51	...	51
Jerusalem .. .. .	54	16	3	...	...	35	142	46	...	1	96	142	59	5	...	78	...	78
Haifa .. .. .	13	3	...	...	...	10	85	22	...	...	63	22	7	...	...	10	...	10

ORDER 10.—CERAMICS.—contd.

Occupation or means of livelihood. Part II (a).—General table. Details for districts and sub-districts.—continued.

CLASS B.—PREPARATION AND SUPPLY OF MATERIAL SUBSTANCES  
SUB-CLASS III.—INDUSTRY.—contd.

DISTRICT AND SUB-DISTRICT	TOTAL ORDER 11. CHEMICAL PRODUCTS PROPERLY SO CALLED AND ANALOGOUS. (Groups 55, 56, 57, 58, 59 and 60).										ORDER 11.—CHEMICAL PRODUCTS PROPERLY SO CALLED AND ANALOGOUS. GROUP 56.									
	TOTAL ORDER 11. CHEMICAL PRODUCTS PROPERLY SO CALLED AND ANALOGOUS. (Groups 55, 56, 57, 58, 59 and 60).					GROUP 55. Manufacture of matches and explosive materials.					GROUP 56. Manufacture of serated and mineral waters.									
	Total earners and depen- dants	EARNERS		Partly agricul- turists		Depen- dants & working depen- dants	Total earners and depen- dants	EARNERS		Partly agricul- turists		Depen- dants & working depen- dants	Total earners and depen- dants	EARNERS		Partly agricul- turists		Depen- dants & working depen- dants		
		Males	Females	Males	Females			Males	Females	Males	Females			Males	Females	Males	Females		Males	Females
PALESTINE .. .. .	434	435	436	437	438	439	440	441	442	443	444	445	446	447	448	449	450	451		
SOUTHERN DISTRICT .. .. .	2,601	649	59	16	...	1,893	314	101	19	2	...	194	244	74	5	...	...	165		
Gaza Sub-district .. .. .	1,203	282	14	7	...	907	43	9	...	...	...	34	88	26	...	...	...	62		
Beersheba Sub-district .. .. .	158	33	...	2	...	125	38	7	...	...	...	31	2	...	...	...	...	2		
Jaffa Sub-district .. .. .	517	133	14	...	...	370	5	2	...	...	...	3	67	19	...	...	...	48		
Ramle Sub-district .. .. .	588	116	...	5	...	412	...	...	...	...	...	...	19	7	...	...	...	12		
JERUSALEM DISTRICT .. .. .	358	96	5	1	...	257	73	16	...	...	...	57	72	20	2	...	...	50		
Hebron Sub-district .. .. .	107	23	...	1	...	84	72	16	...	...	...	56	...	...	...	...	...	...		
Bethlehem Sub-district .. .. .	16	2	...	...	...	14	...	...	...	...	...	...	...	...	...	...	...	...		
Jerusalem Sub-district .. .. .	281	68	5	...	...	148	1	...	...	...	...	1	71	20	2	...	...	49		
Jericho Sub-district .. .. .	...	3	...	...	...	...	...	...	...	...	...	...	...	...	...	...	...	1		
Ramallah Sub-district .. .. .	14	...	...	...	...	11	...	...	...	...	...	...	...	...	...	...	...	...		
NORTHERN DISTRICT .. .. .	1,040	271	40	8	...	729	198	76	19	2	...	103	84	28	3	...	...	53		
Tulkarm Sub-district .. .. .	2	2	...	6	...	441	12	2	...	...	...	10	...	...	...	...	...	...		
Nablus Sub-district .. .. .	546	105	...	...	...	...	...	...	...	...	...	...	...	...	...	...	...	...		
Jenin Sub-district .. .. .	2	1	...	...	...	8	...	...	...	...	...	...	...	...	...	...	...	...		
Nazareth Sub-district .. .. .	9	1	...	...	...	...	...	...	...	...	...	...	...	...	...	...	...	...		
Beisan Sub-district .. .. .	...	1	...	...	...	1	...	...	...	...	...	...	...	...	...	...	...	...		
Tiberias Sub-district .. .. .	2	1	...	...	...	135	9	4	...	...	...	5	22	10	...	...	...	12		
Haifa Sub-district .. .. .	220	69	16	...	...	134	177	70	19	2	...	88	60	18	3	...	...	39		
Haifa Sub-district .. .. .	248	90	24	2	...	9	...	...	...	...	...	...	2	...	...	...	...	2		
Acra Sub-district .. .. .	11	2	...	...	...	...	...	...	...	...	...	...	...	...	...	...	...	...		
Safad Sub-district .. .. .	...	...	...	...	...	...	...	...	...	...	...	...	...	...	...	...	...	...		
FOUR MAIN TOWNS .. .. .	906	251	30	...	...	625	15	6	...	...	...	9	153	46	2	...	...	105		
Jaffa .. .. .	825	72	2	...	...	251	1	1	...	...	...	...	28	8	...	...	...	20		
Tel Aviv .. .. .	174	51	12	...	...	111	4	1	...	...	...	3	38	10	...	...	...	28		
Jerusalem .. .. .	210	64	5	...	...	141	1	...	...	...	...	1	70	19	...	...	...	49		
Haifa .. .. .	197	64	11	...	...	122	9	4	...	...	...	5	17	9	...	...	...	8		

**TABLE XVI.**  
**Occupation or means of livelihood. Part II (a).—General Table. Details for districts and sub-districts.—continued**  
**Settled population**

DISTRICT AND SUB-DISTRICT		GROUP 57. Manufacture of dyes, paint, and ink.						GROUP 58. Manufacture and refinery of vegetable and mineral oils.						GROUP 59. Manufacture of soap.					
		Total earners and dependants	EARNERS		Partly agriculturists		Dependants & working dependants	Total earners and dependants	EARNERS		Partly agriculturists		Dependants & working dependants	Total earners and dependants	EARNERS		Partly agriculturists		Dependants & working dependants
		452	453	454	455	456	457	458	459	460	461	462	463	464	465	466	467	468	469
PALESTINE	..	..	..	..	..	..	16	870	209	14	8	..	647	1,001	213	8	..	780	
SOUTHERN DISTRICT	..	6	2	..	..	..	4	574	127	..	7	..	447	422	93	6	..	323	
Gaza Sub-district	..	..	..	..	..	..	..	118	26	..	2	..	92	..	..	..	..	..	
Beersheba Sub-district	..	..	..	..	..	..	..	..	..	..	..	..	..	..	..	..	..	..	
Jaffa Sub-district	..	6	2	..	..	..	4	72	19	..	..	..	53	300	67	..	..	227	
Ramle Sub-district	..	..	..	..	..	..	..	894	82	..	5	..	302	122	26	..	..	96	
JERUSALEM DISTRICT	..	4	2	..	..	..	2	155	43	..	1	..	112	8	..	..	..	3	
Hebron Sub-district	..	..	..	..	..	..	..	35	7	..	1	..	28	..	..	..	..	..	
Bethlehem Sub-district	..	..	..	..	..	..	..	5	1	..	..	..	4	..	..	..	..	..	
Jerusalem Sub-district	..	4	2	..	..	..	2	102	32	..	..	..	70	8	5	..	..	3	
Jericho Sub-district	..	..	..	..	..	..	..	..	..	..	..	..	..	..	..	..	..	..	
Ramallah Sub-district	..	..	..	..	..	..	..	18	3	..	..	..	10	..	..	..	..	..	
NORTHERN DISTRICT	..	13	3	..	..	..	10	141	39	14	..	..	88	571	115	2	..	454	
Tulkarm Sub-district	..	..	..	..	..	..	..	2	2	..	..	..	24	505	98	..	..	407	
Nablus Sub-district	..	..	..	..	..	..	..	29	5	..	..	..	..	1	..	6	..	1	
Jenin Sub-district	..	..	..	..	..	..	..	1	1	..	..	..	..	..	..	..	..	..	
Nazareth Sub-district	..	9	1	..	..	..	8	..	..	..	..	..	..	..	..	..	..	..	
Beisan Sub-district	..	..	..	..	..	..	..	..	..	..	..	..	..	..	..	..	..	..	
Tiberias Sub-district	..	..	..	..	..	..	..	..	..	..	..	..	..	..	..	..	..	..	
Haifa Sub-district	..	4	2	..	..	..	2	101	30	14	..	..	57	61	16	2	..	43	
Acra Sub-district	..	..	..	..	..	..	..	..	..	..	..	..	..	..	..	..	..	2	
Safad Sub-district	..	..	..	..	..	..	..	8	1	..	..	..	7	..	..	..	..	..	
FOUR MAIN TOWNS	..	14	6	..	..	..	8	249	75	11	..	..	163	362	84	6	..	272	
Jaffa	..	..	..	..	..	..	..	49	11	..	..	..	38	240	49	2	..	189	
Tel Aviv	..	6	2	..	..	..	4	80	6	..	..	..	14	67	4	..	..	37	
Jerusalem	..	4	2	..	..	..	2	94	31	..	..	..	63	8	..	..	..	3	
Haifa	..	4	2	..	..	..	2	86	27	11	..	..	48	59	16	..	..	43	

ORDER 11.—CHEMICAL PRODUCTS PROPERLY SO CALLED AND ANALOGOUS.—contd.

CLASS B.—PREPARATION AND SUPPLY OF MATERIAL SUBSTANCES  
 SUB-CLASS III.—INDUSTRY.—contd.

GROUP 57.  
 Manufacture of dyes, paint, and ink.

GROUP 58.  
 Manufacture and refinery of vegetable and mineral oils.

GROUP 59.  
 Manufacture of soap.

Occupation or means of livelihood. Part II (a).—General table. Details for districts and sub-districts.—continued  
Settled population

CLASS B.—PREPARATION AND SUPPLY OF MATERIAL SUBSTANCES  
SUB-CLASS III.—INDUSTRY.—contd.

DISTRICT AND SUB-DISTRICT	TOTAL ORDER 12.										ORDER 12.—FOOD INDUSTRIES.														
	ORDER 11.—CHEMICAL PRODUCTS PROPERLY SO CALLED AND ANALOGOUS.—concluded.					FOOD INDUSTRIES.					EARNERS					Partly agricultural- tourists					Depen- dants & working depen- dants				
	EARNERS		Partly agricultural- tourists		Depen- dants & working depen- dants		EARNERS		Partly agricultural- tourists		Depen- dants & working depen- dants		EARNERS		Partly agricultural- tourists		Depen- dants & working depen- dants		EARNERS		Partly agricultural- tourists		Depen- dants & working depen- dants		
Males	Females	Males	Females	Both sexes	Males	Females	Males	Females	Both sexes	Males	Females	Males	Females	Both sexes	Males	Females	Males	Females	Both sexes	Males	Females	Males	Females	Both sexes	
PALESTINE .. .. .	470	471	472	473	474	475	476	477	478	479	480	481	482	483	484	485	486	487	488	489	490	491	492	493	494
SOUTHERN DISTRICT .. .. .	149	45	13	..	..	91	18,135	4,926	350	65	..	12,859	2,150	556	15	21	..	1,579	..	..	..	..	..	..	
Gaza Sub-district .. .. .	70	25	8	..	..	37	6,197	1,716	166	23	..	4,315	630	183	4	8	..	443	..	..	..	..	..	..	
Beersheba Sub-district .. .. .	..	..	..	..	..	..	816	178	5	7	..	633	186	48	1	3	..	137	..	..	..	..	..	..	
Jaffa Sub-district .. .. .	..	..	..	..	..	..	108	27	..	..	..	76	28	10	..	..	..	16	..	..	..	..	..	..	
Ramle Sub-district .. .. .	..	..	..	..	..	..	4,321	1,228	158	11	..	2,935	282	77	2	..	..	203	..	..	..	..	..	..	
JERUSALEM DISTRICT .. .. .	..	..	..	..	..	..	967	283	3	5	..	671	186	48	1	3	..	87	..	..	..	..	..	..	
Hebron Sub-district .. .. .	46	10	3	..	..	33	4,771	1,142	83	12	..	3,546	422	89	3	5	..	330	..	..	..	..	..	..	
Bethlehem Sub-district .. .. .	..	..	..	..	..	..	615	117	2	4	..	496	98	24	..	..	..	74	..	..	..	..	..	..	
Jerusalem Sub-district .. .. .	11	1	..	..	..	10	233	56	1	2	..	236	78	12	1	..	..	65	..	..	..	..	..	..	
Jericho Sub-district .. .. .	35	9	3	..	..	23	8,652	913	78	2	..	2,661	204	44	2	1	..	158	..	..	..	..	..	..	
Ramallah Sub-district .. .. .	..	..	..	..	..	..	30	11	..	2	..	19	7	2	..	..	..	5	..	..	..	..	..	..	
NORTHERN DISTRICT .. .. .	33	10	2	..	..	21	7,167	2,068	101	30	..	4,998	1,098	284	8	8	..	806	..	..	..	..	..	..	
Tulkarm Sub-district .. .. .	..	..	..	..	..	..	370	79	1	4	..	290	51	10	..	..	..	41	..	..	..	..	..	..	
Nablus Sub-district .. .. .	..	..	..	..	..	..	980	206	..	3	..	784	152	30	2	2	..	122	..	..	..	..	..	..	
Jenin Sub-district .. .. .	..	..	..	..	..	..	240	57	1	3	..	182	90	25	1	..	..	65	..	..	..	..	..	..	
Nazareth Sub-district .. .. .	..	..	..	..	..	..	422	99	2	1	..	321	89	23	1	..	..	66	..	..	..	..	..	..	
Beisan Sub-district .. .. .	..	..	..	..	..	..	95	38	..	..	..	57	18	17	..	..	..	18	..	..	..	..	..	..	
Tiberias Sub-district .. .. .	..	..	..	..	..	..	494	125	9	2	..	360	97	28	..	..	..	69	..	..	..	..	..	..	
Haifa Sub-district .. .. .	23	7	..	..	..	16	3,492	1,203	79	11	..	2,210	248	72	3	..	..	173	..	..	..	..	..	..	
Acre Sub-district .. .. .	9	2	2	..	..	5	492	135	4	4	..	355	98	29	1	..	..	68	..	..	..	..	..	..	
Safad Sub-district .. .. .	1	1	..	..	..	..	572	126	7	2	..	439	238	50	4	1	..	184	..	..	..	..	..	..	
FOUR MAIN TOWNS .. .. .	113	34	11	..	..	68	10,099	2,956	291	14	..	6,852	527	136	7	2	..	384	..	..	..	..	..	..	
Jaffa .. .. .	7	3	..	..	..	4	2,224	643	29	8	..	1,552	178	51	1	1	..	126	..	..	..	..	..	..	
Tel Aviv .. .. .	49	16	8	..	..	25	1,403	384	119	..	..	900	40	10	..	..	..	29	..	..	..	..	..	..	
Jerusalem .. .. .	35	9	3	..	..	23	3,380	843	69	1	..	2,478	150	31	2	1	..	117	..	..	..	..	..	..	
Haifa .. .. .	22	6	..	..	..	16	3,082	1,086	74	5	..	1,922	159	44	3	..	..	112	..	..	..	..	..	..	

TABLE XVI.

Occupation or means of livelihood. Part II (a).—General table. Details for districts and sub-districts.—continued  
Settled population

CLASS B.—PREPARATION AND SUPPLY OF MATERIAL SUBSTANCES  
SUB-CLASS III.—INDUSTRY.—contd.

ORDER 12.—FOOD INDUSTRIES.—contd.

DISTRICT AND SUB-DISTRICT	GROUP 62. Bakers and biscuit makers and macaroni manufacturers.						GROUP 63. Grain parchers, etc.						GROUP 64. Butchers.					
	EARNERS		Total earners and depen- dants	Partly agricul- turists		Depen- dants & working depen- dants	EARNERS		Total earners and depen- dants	Partly agricul- turists		Depen- dants & working depen- dants	EARNERS		Total earners and depen- dants	Partly agricul- turists		Depen- dants & working depen- dants
	Males	Females		Males	Females		Males	Females		Males	Females		Males	Females		Males	Females	
PALESTINE .. .. .	489	490	491	492	493	494	495	496	497	498	499	500	501	502	503	504	505	
.. .. .	1,737	93	12	..	4,116	172	43	3	..	..	126	5,777	1,320	23	20	..	4,434	
SOUTHERN DISTRICT .. .. .	735	28	6	..	1,639	15	2	..	..	..	13	1,926	466	6	6	..	1,454	
Gaza Sub-district .. .. .	46	4	..	..	142	1	..	..	..	..	1	388	74	..	4	..	314	
Beersheba Sub-district .. .. .	8	..	..	..	29	..	..	..	..	..	..	94	5	..	..	..	19	
Jaffa Sub-district .. .. .	575	..	5	..	1,247	..	2	..	..	..	12	1,931	310	6	2	..	915	
Ramle Sub-district .. .. .	106	2	1	..	221	..	..	..	..	..	..	388	77	..	..	..	206	
JERUSALEM DISTRICT .. .. .	624	48	2	..	1,394	70	21	1	..	..	48	1,816	388	11	4	..	1,417	
Hebron Sub-district .. .. .	46	2	1	..	214	..	..	..	..	..	..	245	44	..	..	..	201	
Bethlehem Sub-district .. .. .	22	7	..	..	15	..	..	..	..	..	..	163	33	..	1	..	130	
Jerusalem Sub-district .. .. .	449	..	1	..	1,121	70	21	1	..	..	48	1,838	293	11	..	..	1,032	
Jericho Sub-district .. .. .	5	..	..	..	9	..	..	..	..	..	..	9	4	..	2	..	5	
Kamallah Sub-district .. .. .	17	2	..	..	35	..	..	..	..	..	..	63	14	..	1	..	49	
NORTHERN DISTRICT .. .. .	478	17	4	..	1,083	87	20	2	..	..	65	2,035	466	6	10	..	1,563	
Tulkarm Sub-district .. .. .	27	..	..	..	63	..	..	..	..	..	..	218	38	1	3	..	174	
Nablus Sub-district .. .. .	58	..	..	..	173	36	7	..	..	..	29	279	54	..	..	..	225	
Jenin Sub-district .. .. .	4	..	..	..	17	4	..	..	..	..	4	119	27	1	2	..	91	
Nazareth Sub-district .. .. .	28	2	..	..	90	..	..	..	..	..	..	180	40	..	..	..	140	
Beisan Sub-district .. .. .	11	..	..	..	25	..	..	..	..	..	..	17	5	..	..	..	12	
Tiberias Sub-district .. .. .	47	8	2	..	138	26	9	1	..	..	16	198	46	2	4	..	147	
Haifa Sub-district .. .. .	247	7	2	..	465	1	1	1	..	..	16	645	170	1	4	..	473	
Acra Sub-district .. .. .	37	..	..	..	59	20	3	1	..	..	16	218	48	1	1	..	164	
Safad Sub-district .. .. .	19	..	..	..	53	20	3	1	..	..	16	176	38	..	..	..	137	
FOUR MAIN TOWNS .. .. .	1,097	62	5	..	2,493	108	31	2	..	..	75	2,763	670	16	1	..	2,077	
Jaffa .. .. .	294	6	5	..	649	12	1	..	..	..	11	694	178	1	1	..	515	
Tel Aviv .. .. .	176	13	..	..	384	2	1	..	..	..	1	833	84	5	..	..	244	
Jerusalem .. .. .	420	38	..	..	1,073	68	20	1	..	..	47	1,886	270	10	..	..	956	
Haifa .. .. .	207	5	..	..	387	26	9	1	..	..	16	500	138	..	..	..	362	

Occupation or means of livelihood. Part II (a).—General table. Details for districts and sub-districts.—continued  
Settled population

CLASS B.—PREPARATION AND SUPPLY OF MATERIAL SUBSTANCES  
SUB-CLASS III.—INDUSTRY.—contd.

ORDER 12.—FOOD INDUSTRIES.—contd.

DISTRICT AND SUB-DISTRICT	GROUP 65. Fish curers.						GROUP 66. Butter, cheese, etc., makers.						GROUP 67. Sweetmeat makers, preparers of jam and condi- ments, vegetable preserves and pickles, etc.									
	Total earners and depen- dants		E A R N E R S		Partly agricul- turists		Depen- dants & working depen- dants		Total earners and depen- dants		E A R N E R S		Partly agricul- turists		Total earners and depen- dants		E A R N E R S		Partly agricul- turists		Depen- dants & working depen- dants	
	Males	Females	Males	Females	Males	Females	Both sexes	Males	Females	Males	Females	Males	Females	Males	Females	Males	Females	Males	Females	Males	Females	Both sexes
	506	507	508	509	510	511	512	513	514	515	516	517	518	519	520	521	522	523				
PALESTINE .. .. .	12	3	..	..	..	9	436	118	24	1	294	1,334	358	65	2	..	911					
SOUTHERN DISTRICT .. .. .	9	3	..	..	..	6	279	76	16	1	187	487	136	60	..	..	291					
Gaza Sub-district .. .. .	..	..	..	..	..	..	..	..	..	..	..	47	8	..	..	..	39					
Beersheba Sub-district .. .. .	..	..	..	..	..	..	..	..	..	..	..	16	4	..	..	..	12					
Jaffa Sub-district .. .. .	9	3	..	..	..	6	239	65	16	1	158	398	115	60	..	..	223					
Ramle Sub-district .. .. .	..	..	..	..	..	..	40	11	..	..	29	26	9	..	..	..	17					
JERUSALEM DISTRICT .. .. .	3	..	..	..	..	3	55	16	2	..	37	262	75	4	..	..	183					
Hebron Sub-district .. .. .	..	..	..	..	..	..	3	2	..	..	1	7	1	..	..	..	6					
Bethlehem Sub-district .. .. .	..	..	..	..	..	..	..	..	..	..	..	..	..	..	..	..	..					
Jerusalem Sub-district .. .. .	8	..	..	..	..	3	51	14	2	..	35	258	72	4	..	..	177					
Jericho Sub-district .. .. .	..	..	..	..	..	..	..	..	..	..	..	..	..	..	..	..	..					
Ramallah Sub-district .. .. .	..	..	..	..	..	..	1	..	..	..	1	2	2	..	..	..	..					
NORTHERN DISTRICT .. .. .	..	..	..	..	..	..	102	26	6	..	70	585	147	1	2	..	437					
Tulkarm Sub-district .. .. .	..	..	..	..	..	..	..	..	..	..	..	14	4	..	..	..	10					
Nablus Sub-district .. .. .	..	..	..	..	..	..	1	1	..	..	..	247	42	..	1	..	205					
Jenin Sub-district .. .. .	..	..	..	..	..	..	4	1	..	..	3	..	..	..	..	..	..					
Nazareth Sub-district .. .. .	..	..	..	..	..	..	..	..	..	..	..	17	5	..	..	..	12					
Beisan Sub-district .. .. .	..	..	..	..	..	..	1	1	..	..	..	6	4	..	..	..	2					
Tiberias Sub-district .. .. .	..	..	..	..	..	..	4	3	..	..	1	4	1	..	..	..	2					
Haifa Sub-district .. .. .	..	..	..	..	..	..	58	14	5	..	39	239	77	1	..	..	162					
Acra Sub-district .. .. .	..	..	..	..	..	..	..	..	..	..	..	47	11	..	1	..	36					
Safad Sub-district .. .. .	..	..	..	..	..	..	34	6	1	..	27	11	9	..	..	..	8					
FOUR MAIN TOWNS .. .. .	11	2	..	..	..	9	284	75	21	..	188	847	247	60	..	..	640					
Jaffa .. .. .	..	..	..	..	..	..	28	6	1	..	21	221	67	7	..	..	147					
Tel Aviv .. .. .	8	2	..	..	..	6	169	46	14	..	109	152	38	50	..	..	64					
Jerusalem] .. .. .	8	..	..	..	..	3	42	13	2	..	27	249	71	3	..	..	175					
Haifa .. .. .	..	..	..	..	..	..	45	10	4	..	31	225	71	..	..	..	154					

**TABLE XVI.**  
**Occupation or means of livelihood. Part II (a).—General table. Details for districts and sub-districts.—continued**  
**Settled population**

**CLASS B.—PREPARATION AND SUPPLY OF MATERIAL SUBSTANCES**  
**SUB-CLASS III.—INDUSTRY.—contd.**

**ORDER 12.—FOOD INDUSTRIES.—concluded.**

DISTRICT AND SUB-DISTRICT	GROUP 68. Distillers of spirits and manufacturers of wine.						GROUP 69. Manufacture of sugar.						GROUP 70. Manufacture of tobacco and cigarettes.											
	Total earners and dependants		EARNERS		Partly agriculturists		Dependants & working dependants		Total earners and dependants		EARNERS		Partly agriculturists		Dependants & working dependants		Total earners and dependants		EARNERS		Partly agriculturists		Dependants & working dependants	
	524	525	526	527	527	527	529	530	531	532	533	534	535	536	537	538	539	540	541	542	543	544	545	546
PALESTINE .. .. .	356	86	3	1	..	267	7	2	..	..	..	..	5	1,945	703	8	..	1,118	..	..	..	..	..	
SOUTHERN DISTRICT .. .. .	210	63	2	1	..	166	1	..	..	..	..	..	1	238	62	1	..	126	..	..	..	..	..	
Gaza Sub-district .. .. .	2	2	..	..	..	..	..	..	..	..	..	..	..	..	..	..	..	..	..	..	..	..	..	
Beersheba Sub-district .. .. .	..	..	..	..	..	45	1	..	..	..	..	..	1	287	62	..	..	125	..	..	..	..	..	
Jaffa Sub-district .. .. .	..	19	..	..	..	110	..	..	..	..	..	..	..	1	..	..	..	1	..	..	..	..	..	
Ramle Sub-district .. .. .	142	32	..	1	..	..	..	..	..	..	..	..	..	..	..	..	..	..	..	..	..	..	..	
JERUSALEM DISTRICT .. .. .	92	16	1	..	..	75	5	1	..	..	..	..	4	80	12	13	..	66	..	..	..	..	..	
Hebron Sub-district .. .. .	..	..	..	..	..	..	..	..	..	..	..	..	..	..	..	..	..	..	..	..	..	..	..	
Bethlehem Sub-district .. .. .	20	3	..	..	..	17	1	..	..	..	..	..	1	..	1	..	..	8	..	..	..	..	..	
Jerusalem Sub-district .. .. .	60	10	1	..	..	39	4	1	..	..	..	..	3	67	9	13	..	45	..	..	..	..	..	
Jericho Sub-district .. .. .	..	..	..	..	..	..	..	..	..	..	..	..	..	..	..	..	..	..	..	..	..	..	..	
Ramallah Sub-district .. .. .	22	3	..	..	..	19	..	..	..	..	..	..	..	..	2	..	..	2	..	..	..	..	..	
NORTHERN DISTRICT .. .. .	64	17	..	..	..	37	1	1	..	..	..	..	..	1,627	629	61	..	937	..	..	..	..	..	
Tulkarm Sub-district .. .. .	..	..	..	..	..	..	..	..	..	..	..	..	..	..	..	..	..	..	..	..	..	..	..	
Nablus Sub-district .. .. .	..	..	..	..	..	..	..	..	..	..	..	..	..	..	..	..	..	..	..	..	..	..	..	
Jenin Sub-district .. .. .	..	..	..	..	..	..	..	..	..	..	..	..	..	..	..	..	..	..	..	..	..	..	..	
Nazareth Sub-district .. .. .	5	2	..	..	..	3	..	..	..	..	..	..	..	..	1	..	..	..	..	..	..	..	..	
Beisan Sub-district .. .. .	..	..	..	..	..	..	..	..	..	..	..	..	..	..	..	..	..	..	..	..	..	..	..	
Tiberias Sub-district .. .. .	..	..	..	..	..	..	..	..	..	..	..	..	..	..	..	..	..	..	..	..	..	..	..	
Haifa Sub-district .. .. .	40	13	..	..	..	27	1	1	..	..	..	..	..	..	..	..	..	..	..	..	..	..	..	
Acra Sub-district .. .. .	..	..	..	..	..	..	..	..	..	..	..	..	..	..	..	..	..	..	..	..	..	..	..	
Safad Sub-district .. .. .	9	2	..	..	..	7	..	..	..	..	..	..	..	..	..	..	..	..	..	..	..	..	..	
FOUR MAIN TOWNS .. .. .	110	28	2	..	..	80	5	2	..	..	..	..	3	1,792	668	121	..	1,003	..	..	..	..	..	
Jaffa .. .. .	5	2	..	..	..	3	1	..	..	..	..	..	1	186	44	18	..	79	..	..	..	..	..	
Tel Aviv .. .. .	42	12	..	..	..	28	..	..	..	..	..	..	..	84	15	34	..	35	..	..	..	..	..	
Jerusalem .. .. .	41	8	..	..	..	33	8	1	..	..	..	..	2	67	9	13	..	45	..	..	..	..	..	
Haifa .. .. .	22	6	..	..	..	16	1	1	..	..	..	..	..	1,505	600	61	..	844	..	..	..	..	..	

Occupation or means of livelihood. Part II (a).—General table. Details for districts and sub-districts.—continued  
Settled population

CLASS B.—PREPARATION AND SUPPLY OF MATERIAL SUBSTANCES  
SUB-CLASS III.—INDUSTRY.—contd.

ORDER 13.—INDUSTRIES OF DRESS AND THE TOILET.

DISTRICT AND SUB-DISTRICT	TOTAL ORDER 13. INDUSTRIES OF DRESS AND THE TOILET. (Groups 71, 72, 73, 74, 75, 76 and 77).										GROUP 71. Hat, cap, aggal and turbash makers and pressers.										GROUP 72. Tailors, milliners, dressmakers, darters, embroiderers.									
	EARNERS		Partly agriculturalists		Depen- dants & working depen- dants		EARNERS		Partly agriculturalists		Depen- dants & working depen- dants		EARNERS		Partly agriculturalists		Depen- dants & working depen- dants		EARNERS		Partly agriculturalists		Depen- dants & working depen- dants							
	Males	Females	Males	Females	Both sexes	Males	Females	Males	Females	Both sexes	Males	Females	Males	Females	Both sexes	Males	Females	Males	Females	Both sexes	Males	Females	Both sexes							
<b>PALESTINE</b> .. .. .	542	543	544	545	546	547	548	549	550	551	552	553	554	555	556	557	558	559	4,509	4,509	1,318	1,318	1,318							
<b>SOUTHERN DISTRICT</b> .. .. .	10,417	2,519	1,701	30	6	6,197	169	52	21	..	..	96	3,404	631	1,184	4	5	1,589	1,589	1,589	1,589	1,589	1,589							
Gaza Sub-district .. .. .	1,139	266	82	8	2	791	1	1	..	..	..	..	273	42	79	1	1	152	152	152	152	152	152							
Beersheba Sub-district .. .. .	79	19	5	..	..	55	..	..	..	..	..	..	14	5	4	..	..	5	5	5	5	5	5							
Jaffa Sub-district .. .. .	7,045	1,809	1,473	15	2	4,363	161	48	21	..	..	92	2,890	540	1,006	4	2	1,344	1,344	1,344	1,344	1,344	1,344							
Ramle Sub-district .. .. .	1,554	425	141	7	2	988	7	3	..	..	..	4	227	44	95	2	2	88	88	88	88	88	88							
<b>JERUSALEM DISTRICT</b> .. .. .	8,891	2,004	1,597	16	..	5,290	75	23	14	..	..	38	2,099	575	922	2	..	1,602	1,602	1,602	1,602	1,602	1,602							
Hebron Sub-district .. .. .	874	263	37	7	..	574	..	..	..	..	..	..	98	13	35	..	..	45	45	45	45	45	45							
Bethlehem Sub-district .. .. .	878	71	56	1	..	251	3	..	..	..	..	3	144	14	53	..	..	77	77	77	77	77	77							
Jerusalem Sub-district .. .. .	7,352	1,593	1,468	..	..	4,291	72	23	14	..	..	35	2,779	538	805	..	..	1,436	1,436	1,436	1,436	1,436	1,436							
Jericho Sub-district .. .. .	23	8	4	..	..	11	..	..	..	..	..	..	8	..	2	..	..	1	1	1	1	1	1							
Ramallah Sub-district .. .. .	264	69	32	8	..	163	..	..	..	..	..	..	80	10	27	2	..	43	43	43	43	43	43							
<b>NORTHERN DISTRICT</b> .. .. .	9,672	2,367	966	22	5	6,349	77	14	5	..	..	58	2,492	512	662	6	5	1,318	1,318	1,318	1,318	1,318	1,318							
Tulkarm Sub-district .. .. .	687	166	32	5	1	439	2	1	..	..	..	1	218	54	27	4	1	137	137	137	137	137	137							
Nablus Sub-district .. .. .	1,659	381	31	3	1	1,247	23	1	..	..	..	22	454	116	26	2	1	312	312	312	312	312	312							
Jenin Sub-district .. .. .	404	107	36	..	2	261	..	..	..	..	..	..	89	7	34	..	..	48	48	48	48	48	48							
Nazareth Sub-district .. .. .	685	172	62	3	..	421	4	1	..	..	..	3	155	31	44	..	..	80	80	80	80	80	80							
Beisan Sub-district .. .. .	175	49	13	..	..	113	..	..	..	..	..	..	44	12	10	..	..	22	22	22	22	22	22							
Tiberias Sub-district .. .. .	884	187	117	..	..	580	12	3	..	..	..	9	168	44	30	..	..	80	80	80	80	80	80							
Haifa Sub-district .. .. .	3,490	853	573	6	1	2,064	36	8	5	..	..	23	1,054	192	387	..	1	475	475	475	475	475	475							
Accre Sub-district .. .. .	945	241	52	4	..	652	..	..	..	..	..	..	156	36	41	..	..	79	79	79	79	79	79							
Safad Sub-district .. .. .	893	201	50	1	..	572	..	..	..	..	..	..	156	34	37	..	..	85	85	85	85	85	85							
<b>FOUR MAIN TOWNS</b> .. .. .	16,819	3,891	3,226	4	..	9,702	259	75	39	..	..	145	6,202	1,203	1,981	3	..	3,018	3,018	3,018	3,018	3,018	3,018							
Jaffa .. .. .	3,093	814	381	3	..	1,898	57	18	1	..	..	38	891	207	195	3	..	489	489	489	489	489	489							
Tel Aviv .. .. .	3,873	845	990	..	..	2,038	95	26	19	..	..	50	1,789	304	734	..	..	751	751	751	751	751	751							
Jerusalem .. .. .	7,083	1,524	1,402	..	..	4,097	72	23	14	..	..	35	2,636	515	750	..	..	1,371	1,371	1,371	1,371	1,371	1,371							
Haifa .. .. .	2,880	708	453	1	..	1,669	35	8	5	..	..	22	886	177	302	..	..	407	407	407	407	407	407							

TABLE XVI.

Occupation or means of livelihood. Part II (a).—General table. Details for districts and sub-districts.—continued  
Settled population

DISTRICT AND SUB-DISTRICT		CLASS B.—PREPARATION AND SUPPLY OF MATERIAL SUBSTANCES SUB-CLASS III.—INDUSTRY.— <i>contd.</i>																
		GROUP 73. Shoe, boot and sandal makers.					GROUP 74. Other industries pertaining to dress (gloves, gaiters, belts, neckties, shirts, pyjamas, buttons, combs, umbrellas, canes, etc.).					GROUP 75. Washing, cleaning, dyeing.						
		EARNERS		Partly agriculturists		Depen- dants & working depen- dants	EARNERS		Partly agriculturists		Depen- dants & working depen- dants	EARNERS		Partly agriculturists		Depen- dants & working depen- dants		
Males	Females	Males	Females	Both sexes	Males	Females	Males	Females	Both sexes	Males	Females	Males	Females	Both sexes				
PALESTINE .. .. .	560	561	562	563	564	565	566	567	568	569	570	571	572	573	574	575	576	577
.. .. .	10,944	3,149	42	23	..	7,753	126	25	30	..	..	71	3,011	324	1,331	..	..	1,356
SOUTHERN DISTRICT .. .. .	3,433	1,047	18	8	..	2,368	97	20	22	..	..	55	1,207	155	436	..	..	616
Gaza Sub-district .. .. .	284	83	1	3	..	200	3	1	..	..	..	2	17	5	1	..	..	11
Beersheba Sub-district .. .. .	35	7	..	..	..	28	..	..	..	..	..	..	2	1	1	..	..	..
Jaffa Sub-district .. .. .	2,407	751	14	4	..	1,642	92	18	22	..	..	52	1,028	113	391	..	..	522
Ramle Sub-district .. .. .	707	206	3	1	..	498	2	1	..	..	..	1	162	36	43	..	..	83
JERUSALEM DISTRICT .. .. .	3,303	958	14	3	..	2,331	16	3	3	..	..	10	1,138	78	627	..	..	433
Hebron Sub-district .. .. .	545	169	1	2	..	375	..	..	..	..	..	..	1	..	1	..	..	..
Bethlehem Sub-district .. .. .	152	37	..	1	..	115	..	..	..	..	..	..	8	..	3	..	..	..
Jerusalem Sub-district .. .. .	2,491	708	10	..	..	1,773	16	3	3	..	..	10	1,132	78	621	..	..	433
Jericho Sub-district .. .. .	10	6	..	..	..	4	..	..	..	..	..	..	1	..	1	..	..	..
Ramallah Sub-district .. .. .	105	38	3	..	..	64	..	..	..	..	..	..	1	..	1	..	..	..
NORTHERN DISTRICT .. .. .	4,208	1,144	10	12	..	3,054	13	2	5	..	..	6	666	91	268	..	..	307
Tulkarm Sub-district .. .. .	178	55	..	1	..	123	1	..	1	..	..	..	2	..	2	..	..	..
Nablus Sub-district .. .. .	805	171	..	..	..	634	..	..	..	..	..	..	22	8	4	..	..	10
Jenin Sub-district .. .. .	120	44	..	..	..	76	..	..	..	..	..	..	8	..	2	..	..	1
Nazareth Sub-district .. .. .	310	92	1	1	..	217	..	..	..	..	..	..	36	10	17	..	..	9
Beisan Sub-district .. .. .	61	22	..	..	..	39	..	..	..	..	..	..	4	..	3	..	..	..
Tiberias Sub-district .. .. .	489	118	..	..	..	351	1	..	1	..	..	..	110	5	59	..	..	46
Halfa Sub-district .. .. .	1,289	394	8	5	..	887	11	2	3	..	..	6	494	58	162	..	..	214
Acre Sub-district .. .. .	485	126	1	4	..	358	..	..	..	..	..	..	17	1	8	..	..	8
Safad Sub-district .. .. .	491	122	..	1	..	369	..	..	..	..	..	..	38	8	11	..	..	19
FOUR MAIN TOWNS .. .. .	5,559	1,674	25	..	..	3,860	114	22	27	..	..	65	2,460	238	1,114	..	..	1,108
Jaffa .. .. .	1,052	346	3	..	..	703	9	3	1	..	..	5	492	33	179	..	..	210
Tel Aviv .. .. .	1,105	337	10	..	..	758	80	14	21	..	..	45	554	75	191	..	..	288
Jerusalem .. .. .	2,411	684	10	..	..	1,717	15	3	3	..	..	9	1,099	75	610	..	..	414
Haifa .. .. .	991	307	2	..	..	682	10	2	2	..	..	6	385	55	134	..	..	196

Occupation or means of livelihood. Part II (a).—General table. Details for districts and sub-districts.—continued

DISTRICT AND SUB-DISTRICT	CLASS B.—PREPARATION AND SUPPLY OF MATERIAL SUBSTANCES SUB-CLASS III.—INDUSTRY.—contd.																	
	ORDER 13.—INDUSTRIES OF DRESS AND THE TOILET.—concluded.					TOTAL ORDER 14. FURNITURE INDUSTRIES. (Groups 78 and 79).												
	GROUP 76. Barbers, hairdressers, wigmakers.					GROUP 77. Other industries connected with the toilet (tattoos, shampoos, bathing establishments, etc.)												
	Total earners and dependants	EARNERS		Partly agriculturists		Dependants & working dependants	Total earners and dependants	EARNERS		Partly agriculturists		Dependants & working dependants						
	Males	Females	Males	Females	Both sexes		Males	Females	Males	Females	Both sexes							
PALESTINE .. .. .	578	579	580	581	582	583	584	585	586	587	588	589	590	591	592	593	594	595
SOUTHERN DISTRICT .. .. .	5,106	1,445	27	32	1	3,634	477	130	26	1	..	321	1,478	437	22	..	..	1,019
Gaza .. .. .	1,927	559	13	17	1	1,355	180	55	7	1	..	118	689	227	13	..	..	449
Beersheba .. .. .	505	117	1	5	..	387	56	17	..	..	..	39	22	6	3	..	..	13
Jaffa .. .. .	83	6	..	..	..	22	..	..	..	..	..	..	7	1	..	..	..	6
Ramlé .. .. .	983	307	12	7	..	644	108	32	7	..	..	67	628	209	10	..	..	409
Sub-district .. .. .	431	129	..	5	..	302	18	6	..	..	..	12	32	11	..	..	..	21
JERUSALEM DISTRICT .. .. .	1,152	340	7	11	..	805	108	27	10	..	..	71	433	115	6	..	..	314
Hebron .. .. .	230	78	..	5	..	152	5	3	..	..	..	2	9	2	3	..	..	4
Bethlehem .. .. .	76	20	..	..	..	56	..	..	..	..	..	..	7	2	..	..	..	5
Jerusalem .. .. .	762	219	6	..	..	537	100	24	9	..	..	67	409	106	3	..	..	300
Jericho .. .. .	9	2	1	..	..	6	..	..	..	..	..	..	..	..	..	..	..	..
Ramallah .. .. .	75	21	..	6	..	54	3	..	1	..	..	2	8	3	..	..	..	5
NORTHERN DISTRICT .. .. .	2,027	546	7	4	..	1,474	189	48	9	..	..	132	356	97	3	..	..	256
Tulkarm .. .. .	236	56	2	..	..	178	..	..	..	..	..	..	19	7	..	..	..	12
Nablus .. .. .	279	67	..	1	..	212	76	18	1	..	..	57	105	23	..	..	..	82
Jenin .. .. .	192	56	..	..	..	136	..	..	..	..	..	..	7	2	..	..	..	5
Nazareth .. .. .	150	38	..	2	..	112	..	..	..	..	..	..	16	8	..	..	..	8
Beisan .. .. .	68	14	..	..	..	52	..	..	..	..	..	..	8	3	..	..	..	5
Tiberias .. .. .	117	30	..	..	..	87	9	1	1	..	..	7	23	2	..	..	..	21
Haifa .. .. .	607	188	3	1	..	416	59	11	5	..	..	43	198	35	1	..	..	92
Acre .. .. .	249	63	1	..	..	185	83	15	1	..	..	22	34	13	1	..	..	20
Safad .. .. .	131	34	1	..	..	96	7	3	1	..	..	3	16	4	1	..	..	11
FOUR MAIN TOWNS .. .. .	1,966	613	19	1	..	1,334	259	66	21	..	..	172	1,086	329	13	..	..	744
Jaffa .. .. .	612	191	2	..	..	419	50	16	..	..	..	34	210	65	..	..	..	145
Tel Aviv .. .. .	189	73	8	..	..	118	51	16	7	..	..	28	365	129	10	..	..	226
Jerusalem .. .. .	691	201	6	..	..	484	99	23	9	..	..	67	391	101	3	..	..	287
Haifa .. .. .	484	148	3	1	..	313	69	11	5	..	..	43	120	34	..	..	..	86

TABLE XVI.

Occupation or means of livelihood. Part II (a).—General table. Details for districts and sub-districts.—continued  
Settled population

CLASS B.—PREPARATION AND SUPPLY OF MATERIAL SUBSTANCES  
SUB-CLASS III.—INDUSTRY.—contd.

DISTRICT AND SUB-DISTRICT	ORDER 14.—FURNITURE INDUSTRIES.—concluded.										TOTAL ORDER 15. BUILDING INDUSTRIES. (Groups 80, 81, 82 and 83).							
	GROUP 78. Cabinet makers, carriage and car painters, etc.					GROUP 79. Upholsterers, tentmakers, etc.					EARNERS			Partly agriculturalists			Depen- dants & working depen- dants	
	EARNERS		Partly agriculturalists		Total earners and dependants		EARNERS		Partly agriculturalists		Total earners and dependants		Males		Females		Both sexes	
	Males	Females	Males	Females	601	602	603	604	605	606	607	608	609	610	611	612	613	
PALESTINE .. .. .	596	597	598	599	600	601	602	603	604	605	606	607	608	609	610	611	612	613
SOUTHERN DISTRICT .. .. .	360	130	5	..	..	225	1,118	307	17	..	..	794	37,232	11,947	117	226	..	25,168
Gaza Sub-district .. .. .	300	104	4	..	..	192	389	123	9	..	..	257	10,196	3,428	30	30	..	6,738
Beersheba Sub-district .. .. .	..	..	..	..	..	..	28	6	3	..	..	13	1,241	340	4	9	..	897
Jaffa Sub-district .. .. .	292	100	4	..	..	188	388	109	6	..	..	221	7,269	2,515	..	14	..	4,731
Ramle Sub-district .. .. .	8	4	..	..	..	4	24	7	..	..	..	17	1,588	544	3	7	..	1,041
JERUSALEM DISTRICT .. .. .	36	13	..	..	..	23	397	100	6	..	..	291	15,487	4,923	43	165	..	10,521
Hebron Sub-district .. .. .	1	1	..	..	..	..	8	1	3	..	..	4	1,091	397	3	19	..	691
Bethlehem Sub-district .. .. .	..	..	..	..	..	..	7	2	..	..	..	5	1,754	441	2	6	..	1,311
Jerusalem Sub-district .. .. .	85	12	..	..	..	23	874	94	3	..	..	277	12,040	3,881	36	135	..	8,123
Jericho Sub-district .. .. .	..	..	..	..	..	..	..	..	..	..	..	..	43	35	..	..	..	8
Ramallah Sub-district .. .. .	..	..	..	..	..	..	8	3	..	..	..	5	559	169	2	5	..	388
NORTHERN DISTRICT .. .. .	24	13	1	..	..	10	332	84	2	..	..	246	11,549	3,596	44	31	..	7,909
Tulkarm Sub-district .. .. .	1	..	..	..	..	1	18	7	..	..	..	11	398	103	1	2	..	224
Nablus Sub-district .. .. .	..	..	..	..	..	..	105	23	..	..	..	82	1,812	419	4	4	..	1,389
Jenin Sub-district .. .. .	..	..	..	..	..	..	7	2	..	..	..	5	386	115	3	3	..	266
Nazareth Sub-district .. .. .	6	2	..	..	..	4	10	6	..	..	..	4	874	192	1	1	..	681
Beisan Sub-district .. .. .	..	..	..	..	..	..	8	3	..	..	..	5	462	220	7	..	..	235
Tiberias Sub-district .. .. .	..	..	..	..	..	..	28	2	..	..	..	21	1,015	316	3	5	..	696
Haifa Sub-district .. .. .	10	7	..	..	..	3	118	28	1	..	..	89	4,619	1,640	20	11	..	2,959
Acra Sub-district .. .. .	5	3	..	..	..	2	29	10	1	..	..	18	564	208	2	5	..	354
Safad Sub-district .. .. .	2	1	1	..	..	..	14	3	..	..	..	11	1,489	383	3	..	..	1,103
FOUR MAIN TOWNS .. .. .	302	111	4	..	..	187	784	218	9	..	..	557	16,118	5,544	55	9	..	10,519
Jaffa .. .. .	66	24	..	..	..	42	144	41	..	..	..	103	2,493	679	6	2	..	1,738
Tel Aviv .. .. .	191	68	4	..	..	119	174	61	..	..	..	107	3,684	1,380	16	2	..	2,288
Jerusalem .. .. .	35	12	..	..	..	23	356	89	3	..	..	264	6,223	2,149	20	4	..	4,054
Haifa .. .. .	10	7	..	..	..	3	110	27	..	..	..	83	3,788	1,336	13	1	..	2,439

TABLE XVI.

Occupation or means of livelihood. Part II (a).—General table. Details for districts and sub-districts.—continued

CLASS B.—PRÉPARATION AND SUPPLY OF MATERIAL SUBSTANCES  
SUB-CLASS III.—INDUSTRY.—contd.

ORDER 15.—BUILDING INDUSTRIES.

DISTRICT AND SUB-DISTRICT	GROUP 80. Cement workers and lime burners.						GROUP 81. Excavators, well sinkers.						GROUP 82. Stone and marble workers and crushers, masons and bricklayers.									
	Total earners and depen- dants		EARNERS		Partly agricul- turlists		Depen- dants & working depen- dants		Total earners and depen- dants		EARNERS		Partly agricul- turlists		Total earners and depen- dants		EARNERS		Partly agricul- turlists		Depen- dants & working depen- dants	
	614	615	616	617	618	619	620	621	622	623	624	625	626	627	628	629	630	631	632	633	634	635
PALESTINE .. .. .	522	165	2	3	355	350	156	1	5	193	19,780	6,014	59	170	13,707							
SOUTHERN DISTRICT .. .. .	148	48	..	..	100	104	44	..	..	60	5,490	1,738	18	23	3,734							
Gaza Sub-district .. .. .	3	2	..	..	1	7	5	..	..	2	840	230	2	7	608							
Beersheba Sub-district .. .. .	..	..	..	..	..	..	..	..	..	..	74	22	..	..	52							
Jaffa Sub-district .. .. .	188	38	..	..	95	56	24	..	..	32	3,367	1,107	14	13	2,246							
Ramle Sub-district .. .. .	12	8	..	..	4	41	15	..	..	26	1,209	379	2	3	828							
JERUSALEM DISTRICT .. .. .	37	17	..	..	20	187	76	..	3	111	8,564	2,614	23	130	6,927							
Hebron Sub-district .. .. .	..	..	..	..	..	..	..	..	..	..	..	..	..	..	..	..	..	..	..	..	..	
Bethlehem Sub-district .. .. .	14	4	..	..	10	175	71	..	3	104	840	333	2	13	505							
Jerusalem Sub-district .. .. .	23	13	..	..	10	3	1	..	..	2	1,435	330	2	111	1,103							
Jericho Sub-district .. .. .	..	..	..	..	..	..	..	..	..	..	..	..	..	..	..	..	..	..	..	..	..	
Ramallah Sub-district .. .. .	..	..	..	..	..	..	4	..	..	5	18	10	..	5	307							
NORTHERN DISTRICT .. .. .	337	100	2	3	235	69	36	1	2	22	5,726	1,662	18	17	4,046							
Tulkarm Sub-district .. .. .	..	..	..	..	..	9	5	..	..	4	84	30	..	..	54							
Nablus Sub-district .. .. .	49	3	..	1	46	6	3	..	2	3	448	100	2	..	346							
Jenin Sub-district .. .. .	..	..	..	..	..	17	15	..	..	2	331	87	3	..	241							
Nazareth Sub-district .. .. .	86	19	..	1	67	2	..	..	..	2	469	95	..	..	374							
Beisan Sub-district .. .. .	..	..	..	..	..	..	..	..	..	..	..	..	..	..	7							
Tiberias Sub-district .. .. .	3	3	..	..	..	..	1	..	..	..	783	236	3	..	544							
Haifa Sub-district .. .. .	131	50	1	1	80	16	8	1	..	7	1,881	617	7	8	1,257							
Acra Sub-district .. .. .	63	22	1	..	40	5	2	..	..	3	428	158	1	4	267							
Safad Sub-district .. .. .	5	3	..	..	2	3	2	..	..	1	1,281	323	2	..	956							
FOUR MAIN TOWNS .. .. .	215	74	1	..	140	48	21	1	..	26	6,438	2,042	30	7	4,366							
Jaffa .. .. .	62	14	..	..	48	17	5	..	..	12	1,530	413	6	2	1,111							
Tel Aviv .. .. .	58	19	..	..	39	24	12	..	..	12	1,308	483	7	2	818							
Jerusalem .. .. .	16	10	..	..	6	2	1	..	..	1	2,088	646	11	2	1,381							
Haifa .. .. .	79	31	1	..	47	5	3	1	..	1	1,562	500	6	1	1,056							

TABLE XVI.

Occupation or means of livelihood. Part II (a).—General table. Details for districts and sub-districts.—continued  
Settled population

DISTRICT AND SUB-DISTRICT	CLASS B.—PREPARATION AND SUPPLY OF MATERIAL SUBSTANCES SUB-CLASS III.—INDUSTRY.— <i>conid.</i>										ORDER 16.—CONSTRUCTION OF MEANS OF TRANSPORT.									
	ORDER 15.—BUILDING INDUSTRIES.— <i>concluded.</i>					TOTAL ORDER 16.					TOTAL ORDER 16.					ORDER 16.—CONSTRUCTION OF MEANS OF TRANSPORT.				
	GROUP 83. Others (thatchers, building contractors, house painters, tilers, plumbers, locksmiths, etc.)					CONSTRUCTION OF MEANS OF TRANSPORT. (Groups 84, 85, 86 and 87).					CONSTRUCTION OF MEANS OF TRANSPORT. (Groups 84, 85, 86 and 87).					GROUP 84. Motorcar body makers.				
	Total earners and dependants	EARNERS		Partly agriculturalists		Dependants & working dependants	Total earners and dependants	EARNERS		Partly agriculturalists		Dependants & working dependants	Total earners and dependants	EARNERS		Partly agriculturalists		Dependants & working dependants		
632	633	634	635	636	637	638	639	640	641	642	643	644	645	646	647	648	649			
	Males	Females	Males	Females	Both sexes	Males	Females	Males	Females	Males	Females	Males	Females	Males	Females	Males	Females	Both sexes		
PALESTINE .. .. .	16,580	5,612	55	48	10,913	1,271	367	4	2	900	183	86	1	645	646	647	648	97		
SOUTHERN DISTRICT .. .. .	4,454	1,598	12	7	2,844	450	138	1	1	342	53	21	..	..	..	..	..	32		
Gaza Sub-district .. .. .	391	103	2	2	286	79	15	..	..	64	..	..	..	..	..	..	..	..		
Beersheba Sub-district .. .. .	24	7	..	..	17	20	5	..	..	15	..	..	..	..	..	..	..	..		
Jaffa Sub-district .. .. .	3,713	1,346	9	1	2,358	306	100	..	1	208	..	..	..	..	..	..	..	..		
Ramle Sub-district .. .. .	326	142	1	4	183	76	18	..	..	57	..	..	..	..	..	..	..	..		
JERUSALEM DISTRICT .. .. .	6,699	2,216	20	32	4,463	343	118	3	1	222	112	54	1	..	..	..	..	57		
Hebron Sub-district .. .. .	251	64	1	6	186	98	30	1	1	67	..	..	..	..	..	..	..	..		
Bethlehem Sub-district .. .. .	130	36	..	2	94	13	3	..	..	10	..	..	..	..	..	..	..	..		
Jerusalem Sub-district .. .. .	6,167	2,042	18	24	4,107	231	84	2	..	145	112	54	1	..	..	..	..	57		
Jericho Sub-district .. .. .	26	25	..	..	..	..	..	..	..	..	..	..	..	..	..	..	..	..		
Ramallah Sub-district .. .. .	126	49	1	..	76	1	1	..	..	..	..	..	..	..	..	..	..	..		
NORTHERN DISTRICT .. .. .	5,427	1,798	23	9	3,606	448	111	1	1	336	18	10	..	..	..	..	..	8		
Tulkarm Sub-district .. .. .	235	68	1	2	166	25	7	..	..	18	..	..	..	..	..	..	..	..		
Nablus Sub-district .. .. .	1,309	313	2	1	994	128	22	..	..	106	..	..	..	..	..	..	..	..		
Jenin Sub-district .. .. .	38	13	..	..	25	7	3	..	..	4	..	..	..	..	..	..	..	..		
Nazareth Sub-district .. .. .	317	78	1	..	238	56	12	..	..	44	..	..	..	..	..	..	..	..		
Beisan Sub-district .. .. .	439	204	7	..	228	2	2	..	..	..	..	..	..	..	..	..	..	..		
Tiberias Sub-district .. .. .	223	76	..	3	152	23	5	..	..	18	..	..	..	..	..	..	..	..		
Haifa Sub-district .. .. .	2,591	965	11	2	1,615	132	45	..	1	87	18	10	..	..	..	..	..	8		
Acra Sub-district .. .. .	70	26	..	1	44	27	4	..	..	22	..	..	..	..	..	..	..	..		
Safad Sub-district .. .. .	200	55	1	..	144	48	11	..	..	37	..	..	..	..	..	..	..	..		
FOUR MAIN TOWNS .. .. .	9,417	3,407	23	2	5,987	617	213	2	..	402	174	83	1	..	..	..	..	90		
Jaffa .. .. .	814	247	..	..	567	236	67	..	..	159	40	17	..	..	..	..	..	23		
Tel Aviv .. .. .	2,204	866	9	..	1,419	47	23	..	..	24	4	2	..	..	..	..	..	2		
Jerusalem .. .. .	4,167	1,492	9	2	2,666	239	83	2	..	144	112	54	1	..	..	..	..	57		
Haifa .. .. .	2,142	802	5	..	1,335	115	40	..	..	75	18	10	..	..	..	..	..	8		

TABLE XVI.

Occupation or means of livelihood. Part II (a).—General Table. Details for districts and sub-districts.—continued  
Settled populationCLASS B.—PREPARATION AND SUPPLY OF MATERIAL SUBSTANCES  
SUB-CLASS III.—INDUSTRY.—contd.

## ORDER 16.—CONSTRUCTION OF MEANS OF TRANSPORT.—concluded.

DISTRICT AND SUB-DISTRICT	GROUP 85. Cart, carriage makers and wheelwrights, bicycle repairers.						GROUP 86. Saddlers, harness makers, whip and lash makers.						GROUP 87. Boat builders.					
	Total earners and depen- dants	EARNERS		Partly agricul- turalists	Depen- dants & working depen- dants	Both sexes	Total earners and depen- dants	EARNERS		Partly agricul- turalists	Depen- dants & working depen- dants	Both sexes	Total earners and depen- dants	EARNERS		Partly agricul- turalists	Depen- dants & working depen- dants	Both sexes
		Males	Females					Males	Females					Males	Females			
PALESTINE .. .. .	650	651	652	653	654	655	656	657	658	659	660	661	662	663	664	665	666	667
SOUTHERN DISTRICT .. .. .	139	51	..	1	..	86	912	222	3	1	..	687	37	9	..	..	..	28
Gaza .. .. .	65	26	..	1	..	39	348	87	..	..	..	216	14	4	..	..	..	10
Beer-sheva .. .. .	4	1	..	..	..	3	75	14	..	..	..	61	..	..	..	..	..	..
Jaffa .. .. .	..	..	..	..	..	..	90	5	..	..	..	15	..	..	..	..	..	..
Ramle .. .. .	56	23	..	1	..	33	192	54	..	..	..	138	14	4	..	..	..	10
Sub-district .. .. .	5	2	..	..	..	3	61	14	..	..	..	47	..	..	..	..	..	..
JERUSALEM DISTRICT .. .. .	42	16	..	..	..	26	189	48	2	1	..	139	..	..	..	..	..	..
Hebron .. .. .	7	3	..	..	..	4	91	27	1	1	..	63	..	..	..	..	..	..
Bethlehem .. .. .	1	1	..	..	..	2	12	2	..	..	..	10	..	..	..	..	..	..
Jerusalem .. .. .	34	12	..	..	..	22	85	18	..	..	..	66	..	..	..	..	..	..
Jericho .. .. .	..	..	..	..	..	..	..	..	..	..	..	..	..	..	..	..	..	..
Ramallah .. .. .	..	..	..	..	..	..	1	1	..	..	..	..	..	..	..	..	..	..
NORTHERN DISTRICT .. .. .	32	9	..	..	..	23	375	87	1	..	..	287	23	5	..	..	..	18
Tulkarm .. .. .	1	1	..	..	..	..	24	6	..	..	..	18	..	..	..	..	..	..
Nablus .. .. .	..	..	..	..	..	..	128	22	..	..	..	106	..	..	..	..	..	..
Jenin .. .. .	..	..	..	..	..	..	5	2	..	..	..	3	..	1	..	..	..	1
Nazareth .. .. .	11	2	..	..	..	9	45	10	..	..	..	35	..	..	..	..	..	..
Reisan .. .. .	..	..	..	..	..	..	2	2	..	..	..	..	..	..	..	..	..	..
Tiberias .. .. .	8	1	..	..	..	2	20	4	..	..	..	16	..	..	..	..	..	..
Haifa .. .. .	17	5	..	..	..	12	76	26	..	..	..	50	..	4	..	..	..	17
Acre .. .. .	..	..	..	..	..	..	27	4	1	..	..	22	..	..	..	..	..	..
Safad .. .. .	..	..	..	..	..	..	48	11	..	..	..	37	..	..	..	..	..	..
FOUR MAIN TOWNS .. .. .	90	35	..	..	..	55	318	87	1	..	..	230	35	8	..	..	..	27
Jaffa .. .. .	22	9	..	..	..	13	150	37	..	..	..	113	14	4	..	..	..	10
Tel Aviv .. .. .	25	11	..	..	..	14	18	10	..	..	..	8	..	..	..	..	..	..
Jerusalem .. .. .	32	11	..	..	..	21	85	18	1	..	..	66	..	..	..	..	..	..
Haifa .. .. .	11	4	..	..	..	7	65	22	..	..	..	43	21	4	..	..	..	17

TABLE XVI.

Occupation or means of livelihood. Part II (a).—General table. Details for districts and sub-districts.—continued  
Settled population

DISTRICT AND SUB-DISTRICT	CLASS B.—PREPARATION AND SUPPLY OF MATERIAL SUBSTANCES SUB-CLASS III.—INDUSTRY.—contd.																
	TOTAL ORDER 17. PRODUCTION AND TRANSMISSION OF PHYSICAL FORCES (heat, light, electricity motive power, etc.) (Group 88).					ORDER 17.—PRODUCTION AND TRANSMISSION OF PHYSICAL FORCES. GROUP 88. Electric power, and ice factories.					TOTAL ORDER 18. INDUSTRIES OF LUXURY AND THOSE PERTAINING TO LITERATURE AND THE ARTS AND SCIENCES. (Groups 89, 90, 91, 92, 93, 94, 95, 96 and 97).						
	Total earners and dependants	EARNERS		Partly agriculturists	Dependants & working dependants	Total earners and dependants	EARNERS		Partly agriculturists	Dependants & working dependants	Total earners and dependants	EARNERS		Partly agriculturists	Dependants & working dependants		
		Males	Females				Males	Females				Males	Females			Males	Females
	669	670	671	672	673	674	675	676	677	678	679	680	681	682	683	684	685
PALESTINE .. .. .	1,815	761	16	4	1,038	1,815	761	16	4	1,038	6,120	1,979	241	3	3,900		
SOUTHERN DISTRICT .. .. .	633	255	8	1	370	633	255	8	1	370	2,792	970	164	1	1,658		
Gaza Sub-district .. .. .	1	1	..	..	..	1	1	..	..	..	152	37	3	112			
Beersheba Sub-district .. .. .	..	..	..	..	..	..	..	..	..	..	..	..	..	..	..		
Jaffa Sub-district .. .. .	591	239	7	1	345	591	239	7	1	345	2,578	905	160	..	1,513		
Ramle Sub-district .. .. .	41	15	..	..	25	41	15	1	..	25	62	28	1	..	33		
JERUSALEM DISTRICT .. .. .	463	202	3	..	258	463	202	3	..	258	2,343	717	62	1	1,564		
Hebron Sub-district .. .. .	5	1	..	..	4	5	1	..	..	4	34	13	..	..	21		
Bethlehem Sub-district .. .. .	7	1	..	..	6	7	1	..	..	6	67	12	..	..	49		
Jerusalem Sub-district .. .. .	444	193	3	..	248	444	193	3	..	248	2,239	687	56	1	1,486		
Jericho Sub-district .. .. .	7	7	..	..	..	7	7	..	..	..	4	3	..	..	1		
Ramallah Sub-district .. .. .	..	..	..	..	..	..	..	..	..	..	9	2	..	..	7		
NORTHERN DISTRICT .. .. .	719	304	5	3	410	719	304	5	3	410	985	292	15	1	678		
Tulkarm Sub-district .. .. .	8	3	..	..	..	8	3	..	..	..	54	11	..	..	43		
Nablus Sub-district .. .. .	6	1	..	..	5	6	1	..	..	5	97	22	..	..	75		
Jenin Sub-district .. .. .	..	..	..	..	..	..	..	..	..	..	..	..	..	..	2		
Nazareth Sub-district .. .. .	2	2	..	..	..	2	2	..	..	..	52	4	..	..	40		
Beisan Sub-district .. .. .	58	46	2	..	10	58	46	2	..	10	10	4	..	..	6		
Tiberias Sub-district .. .. .	235	74	1	..	160	235	74	1	..	160	35	22	..	..	63		
Haifa Sub-district .. .. .	397	173	2	3	222	397	173	2	3	222	508	169	15	..	324		
Acre Sub-district .. .. .	13	4	..	..	9	13	4	..	..	9	82	26	..	..	56		
Safad Sub-district .. .. .	5	1	..	..	4	5	1	..	..	4	98	24	..	..	69		
FOUR MAIN TOWNS .. .. .	1,251	542	11	1	698	1,251	542	11	1	698	4,941	1,666	221	1	3,062		
Jaffa .. .. .	71	23	..	..	48	71	23	..	..	48	483	155	23	..	255		
Tel Aviv .. .. .	481	186	7	..	238	481	186	7	..	238	1,894	673	131	..	1,080		
Jerusalem .. .. .	389	181	3	..	203	389	181	3	..	203	2,125	664	53	1	1,408		
Haifa .. .. .	360	152	1	1	207	360	152	1	1	207	489	166	14	..	309		

Occupation or means of livelihood. Part II (a).—General table. Details for districts and sub-districts.—continued.

CLASS B.—PREPARATION AND SUPPLY OF MATERIAL SUBSTANCES  
SUB-CLASS III.—INDUSTRY.—contid.

ORDER 18.—INDUSTRIES OF LUXURY AND THOSE PERTAINING TO LITERATURE AND THE ARTS AND SCIENCES.

DISTRICT AND SUB-DISTRICT	GROUP 89. Printers, lithographers, engravers, etc.				GROUP 90. Newspaper and magazine managers and editors, journalists, etc.				GROUP 91. Bookbinders and stitchers, envelope makers, paper bags and cardboard boxes manufacturers.									
	Total earners and depen- dants	EARNERS		Partly agricul- turists	Depen- dants & working depen- dants	Total earners and depen- dants	EARNERS		Total earners and depen- dants	EARNERS		Total earners and depen- dants	Partly agricul- turists		Depen- dants & working depen- dants			
		Males	Females				Males	Females		Males	Females		Males	Females		Males	Females	Both sexes
PALESTINE .. .. .	686	687	688	689	690	691	692	693	694	695	696	697	698	699	700	701	702	703
SOUTHERN DISTRICT .. .. .	1,820	689	26	3	..	1,105	375	149	6	..	..	220	834	253	118	..	..	463
Gaza Sub-district .. .. .	797	337	18	1	..	442	202	77	3	..	..	122	371	99	96	..	..	176
Beersheba Sub-district .. .. .	8	3	..	1	..	5	1	..	..	..	..	1	1	1	..	..	..	..
Jaffa Sub-district .. .. .	781	328	18	..	..	435	199	76	3	..	..	120	368	97	96	..	..	175
Ramle Sub-district .. .. .	8	6	..	..	..	2	8	1	..	..	..	1	8	1	..	..	..	1
JERUSALEM DISTRICT .. .. .	872	297	6	1	..	570	111	47	2	..	..	62	327	103	15	..	..	209
Hebron Sub-district .. .. .	5	3	..	..	..	2	1	1	..	..	..	..	..	..	..	..	..	..
Bethlehem Sub-district .. .. .	4	2	..	..	..	2	10	2	..	..	..	..	..	..	..	..	..	..
Jerusalem Sub-district .. .. .	883	292	5	1	..	565	98	44	2	..	..	52	327	103	15	..	..	209
Jericho Sub-district .. .. .	1	..	..	..	..	1	1	..	..	..	..	1	..	..	..	..	..	..
Ramallah Sub-district .. .. .	161	55	3	1	..	93	62	25	1	..	..	36	136	51	7	..	..	78
NORTHERN DISTRICT .. .. .	1	1	..	..	..	1	1	..	..	..	..	..	..	..	..	..	..	..
Tulkarm Sub-district .. .. .	6	..	..	..	..	4	..	..	..	..	..	..	..	..	..	..	..	..
Nablus Sub-district .. .. .	7	3	..	..	..	4	..	..	..	..	..	..	..	..	..	..	..	..
Jenin Sub-district .. .. .	..	..	..	..	..	..	..	..	..	..	..	..	..	..	..	..	..	..
Nazareth Sub-district .. .. .	..	..	..	..	..	..	..	..	..	..	..	..	..	..	..	..	..	..
Beisan Sub-district .. .. .	8	4	..	..	..	69	45	16	1	..	..	1	190	46	7	..	..	67
Tiberias Sub-district .. .. .	112	40	3	..	..	4	4	9	..	..	..	5	..	..	..	..	..	..
Haifa Sub-district .. .. .	7	3	..	..	..	7	8	1	..	..	..	1	..	..	..	..	..	..
Acre Sub-district .. .. .	11	4	..	..	..	..	8	1	..	..	..	..	..	..	..	..	..	..
Safad Sub-district .. .. .	1,652	655	24	1	..	993	325	130	6	..	..	189	772	233	117	..	..	422
FOUR MAIN TOWNS .. .. .	191	54	4	..	..	63	58	24	..	..	..	29	55	17	10	..	..	28
Jaffa .. .. .	594	255	12	..	..	327	135	49	3	..	..	83	287	71	86	..	..	130
Jerusalem .. .. .	826	286	5	1	..	535	95	42	2	..	..	51	310	99	14	..	..	197
Haifa .. .. .	111	40	3	..	..	68	42	15	1	..	..	26	120	46	7	..	..	67

**TABLE XVI.**  
**Occupation or means of livelihood. Part II (a).—General table. Details for districts and sub-districts.—continued**  
**Settled population**

DISTRICT AND SUB-DISTRICT		CLASS B.—PREPARATION AND SUPPLY OF MATERIAL SUBSTANCES																				
		ORDER 18.—INDUSTRIES OF LUXURY AND THOSE PERTAINING TO LITERATURE AND THE ARTS AND SCIENCES.— <i>contd.</i>							GROUP 94. Workers in precious stones and metals, enamellers, jewelry makers, gilders, etc.													
		GROUP 92. Makers of musical instruments.				GROUP 93. Makers of watches, clocks, optical, photographic and surgical instruments.			BARNERS			Partly agriculturists		Total earners and dependants								
Total earners and dependants		EARNERS		Partly agriculturists		Dependants & working dependants		Total earners and dependants		BARNERS		Partly agriculturists		Total earners and dependants		Dependants & working dependants		Partly agriculturists		Total earners and dependants		
		Males	Females	Males	Females	Both sexes			Males	Females	Both sexes			Males	Females	Both sexes			Males	Females	Both sexes	
		705	706	707	708	709	710	711	712	713	714	715	716	717	718	719	720	721	722	723	724	
PALESTINE .. .. .		704	705	706	707	708	709	710	711	712	713	714	715	716	717	718	719	720	721	722	723	724
SOUTHERN DISTRICT .. .. .		14	4	...	...	10	547	180	2	...	...	365	1,319	339	7	...	...	973	...	...	...	...
Gaza Sub-district .. .. .		6	2	...	...	4	226	82	1	...	...	143	458	131	4	...	...	323	...	...	...	...
Beerseba Sub-district .. .. .		...	...	...	...	...	17	3	...	...	...	14	125	30	3	...	...	92	...	...	...	...
Jaffa Sub-district .. .. .		6	2	...	...	4	194	72	1	...	...	121	316	94	1	...	...	221	...	...	...	...
Ramle Sub-district .. .. .		...	...	...	...	...	15	7	...	...	...	8	17	7	...	...	...	10	...	...	...	...
JERUSALEM DISTRICT .. .. .		6	1	...	...	5	160	49	...	...	...	111	492	126	3	...	...	363	...	...	...	...
Hebron Sub-district .. .. .		...	...	...	...	...	8	2	...	...	...	6	18	7	...	...	...	11	...	...	...	...
Bethlehem Sub-district .. .. .		...	...	...	...	...	6	1	...	...	...	5	3	2	...	...	...	1	...	...	...	...
Jerusalem Sub-district .. .. .		6	1	...	...	5	146	46	...	...	...	100	461	112	3	...	...	346	...	...	...	...
Jericho Sub-district .. .. .		...	...	...	...	...	...	...	...	...	...	...	...	8	...	...	...	...	...	...	...	...
Ramallah Sub-district .. .. .		...	...	...	...	...	...	...	...	...	...	...	...	7	...	...	...	5	...	...	...	...
NORTHERN DISTRICT .. .. .		2	1	...	...	1	161	49	1	...	...	111	369	82	...	...	...	287	...	...	...	...
Tulkarm Sub-district .. .. .		...	...	...	...	...	10	2	...	...	...	8	32	7	...	...	...	26	...	...	...	...
Nablus Sub-district .. .. .		...	...	...	...	...	28	4	...	...	...	22	54	12	...	...	...	42	...	...	...	...
Jenin Sub-district .. .. .		...	...	...	...	...	1	1	...	...	...	...	...	3	...	...	...	2	...	...	...	...
Nazareth Sub-district .. .. .		...	...	...	...	...	5	2	...	...	...	3	29	3	...	...	...	26	...	...	...	...
Beisan Sub-district .. .. .		...	...	...	...	...	1	1	...	...	...	...	...	8	...	...	...	6	...	...	...	...
Tiberias Sub-district .. .. .		...	...	...	...	...	18	4	...	...	...	...	14	59	...	...	...	40	...	...	...	...
Haifa Sub-district .. .. .		2	1	...	...	1	69	28	1	...	...	40	99	22	...	...	...	77	...	...	...	...
Acre Sub-district .. .. .		...	...	...	...	...	14	4	...	...	...	10	45	13	...	...	...	32	...	...	...	...
Safad Sub-district .. .. .		...	...	...	...	...	17	3	...	...	...	14	46	10	...	...	...	36	...	...	...	...
FOUR MAIN TOWNS .. .. .		9	3	...	...	6	387	136	1	...	...	261	844	219	4	...	...	621	...	...	...	...
Jaffa .. .. .		4	1	...	...	3	15	6	...	...	...	9	136	38	1	...	...	97	...	...	...	...
Tel Aviv .. .. .		2	1	...	...	1	100	56	1	...	...	103	169	50	...	...	...	109	...	...	...	...
Jerusalem .. .. .		1	1	...	...	1	146	46	...	...	...	100	453	110	...	...	...	340	...	...	...	...
Haifa .. .. .		2	1	...	...	1	66	27	...	...	...	39	96	21	...	...	...	75	...	...	...	...

Occupation or means of livelihood. Part II (a).—General table. Details for districts and sub-districts.—continued  
Settled population

CLASS B.—PREPARATION AND SUPPLY OF MATERIAL SUBSTANCES  
SUB-CLASS III.—INDUSTRY.—*contd.*

ORDER 18.—INDUSTRIES OF LUXURY AND THOSE PERTAINING TO LITERATURE AND THE ARTS AND SCIENCES.—*concluded.*

DISTRICT AND SUB-DISTRICT	GROUP 95.						GROUP 96.						GROUP 97.					
	Makers of bangles, rosaries, bead and other necklaces, spangles, etc. Picture frame makers.			Toy, kite, cage, fishing tackle, etc., makers and taxidermists.			Others, including managers, persons other than performers employed in theatres, cinemas, and other places of public entertainment, employees of public societies, race club services, etc.											
	Total earners and dependants	FARMERS		Partly agriculturalists		Depen-dants & working depen-dants	Total earners and depen-dants	FARMERS		Partly agriculturalists		Depen-dants & working depen-dants	Total earners and depen-dants	FARMERS		Partly agriculturalists		Depen-dants & working depen-dants
	Males	Females	Males	Females	Both sexes		Males	Females	Males	Females	Both sexes		Males	Females	Males	Females	Both sexes	
PALESTINE .. .. .	722	723	724	725	726	727	728	729	730	731	732	733	734	735	736	737	738	739
SOUTHERN DISTRICT .. .. .	84	18	19	..	..	57	15	4	..	..	..	11	1,102	343	63	..	..	696
Gaza Sub-district .. .. .	4	3	..	..	..	1	12	3	..	..	..	9	716	236	42	..	..	438
Beersheba Sub-district .. .. .	..	..	..	..	..	..	..	..	..	..	..	..	..	..	..	..	..	..
Jaffa Sub-district .. .. .	4	3	..	..	..	1	12	3	..	..	..	9	..	230	41	..	..	427
Ramle Sub-district .. .. .	..	..	..	..	..	..	..	..	..	..	..	..	18	6	1	..	..	11
JERUSALEM DISTRICT .. .. .	79	11	19	..	..	49	3	1	..	..	..	2	293	82	18	..	..	193
Hebron Sub-district .. .. .	..	..	..	..	..	..	2	..	..	..	..	2	..	..	..	..	..	..
Bethlehem Sub-district .. .. .	44	5	6	..	..	33	1	..	..	..	..	..	..	..	..	..	..	..
Jerusalem Sub-district .. .. .	35	6	13	..	..	16	..	1	..	..	..	..	293	82	18	..	..	193
Jericho Sub-district .. .. .	..	..	..	..	..	..	..	..	..	..	..	..	..	..	..	..	..	..
Ramallah Sub-district .. .. .	..	..	..	..	..	..	..	..	..	..	..	..	..	..	..	..	..	..
NORTHERN DISTRICT .. .. .	11	4	..	..	..	7	..	..	..	..	..	..	93	25	3	..	..	65
Tulkarm Sub-district .. .. .	9	2	..	..	..	7	..	..	..	..	..	..	1	..	..	..	..	1
Nablus Sub-district .. .. .	2	2	..	..	..	..	..	..	..	..	..	..	..	..	..	..	..	..
Jenin Sub-district .. .. .	..	..	..	..	..	..	..	..	..	..	..	..	..	..	..	..	..	..
Nazareth Sub-district .. .. .	..	..	..	..	..	..	..	..	..	..	..	..	..	..	..	..	..	..
Beisan Sub-district .. .. .	..	..	..	..	..	..	..	..	..	..	..	..	..	..	..	..	..	..
Tiberias Sub-district .. .. .	..	..	..	..	..	..	..	..	..	..	..	..	..	..	..	..	..	..
Haifa Sub-district .. .. .	..	..	..	..	..	..	..	..	..	..	..	..	..	..	..	..	..	..
Haifa Sub-district .. .. .	..	..	..	..	..	..	..	..	..	..	..	..	..	..	..	..	..	..
Acra Sub-district .. .. .	..	..	..	..	..	..	..	..	..	..	..	..	..	..	..	..	..	..
Safad Sub-district .. .. .	..	..	..	..	..	..	..	..	..	..	..	..	..	..	..	..	..	..
FOUR MAIN TOWNS .. .. .	39	9	13	..	..	17	12	4	..	..	..	8	901	290	56	..	..	555
Jaffa .. .. .	1	1	..	..	..	..	9	2	..	..	..	7	39	12	8	..	..	19
Tel Aviv .. .. .	3	2	..	..	..	1	2	1	..	..	..	1	553	188	29	..	..	335
Jerusalem .. .. .	35	6	13	..	..	16	1	1	..	..	..	..	258	74	16	..	..	168
Haifa .. .. .	..	..	..	..	..	..	..	..	..	..	..	..	52	16	3	..	..	33



Occupation or means of livelihood. Part II (a).—General table. Details for districts and sub-districts.—continued  
Settled population

DISTRICT AND SUB-DISTRICT	CLASS B.—PREPARATION AND SUPPLY OF MATERIAL SUBSTANCES																	
	SUB-CLASS III.—INDUSTRY.—concluded.						SUB-CLASS IV.—TRANSPORT.											
	ORDER 20.—OTHER INDUSTRIES.						ORDER 21.—TRANSPORT BY WATER.											
	GROUP 99. Other industries.						GROUP 100. Harbour works and stevedores.											
Total earners and depen- dants	EARNERS		Partly agricul- turalists		Depen- dants & working depen- dants	Total earners and depen- dants	EARNERS		Partly agricul- turalists		Depen- dants & working depen- dants	Total earners and depen- dants	EARNERS		Partly agricul- turalists		Depen- dants & working depen- dants	Both sexes
	Males	Females	Males	Females			Males	Females	Males	Females			Males	Females	Males	Females		
758	759	760	761	762	763	764	765	766	767	768	769	770	771	772	773	774	775	
PALESTINE .. .. .	205	66	15	1	124	5,520	1,779	19	4	3,722	769	484	159	2	773	774	775	
SOUTHERN DISTRICT .. .. .	108	35	15	1	58	3,138	970	9	3	2,159	769	102	32	..	..	..	70	
Gaza Sub-district .. .. .	..	..	..	..	..	188	45	..	2	143	..	..	..	..	..	..	..	..
Beersheba Sub-district .. .. .	..	..	..	..	..	2,947	925	8	..	2,014	..	..	..	..	..	..	..	..
Jaffa Sub-district .. .. .	99	34	15	1	50	8	..	1	..	2	..	..	..	..	..	..	..	70
Kamle Sub-district .. .. .	9	1	..	..	8	..	..	..	..	..	..	..	..	..	..	..	..	..
JERUSALEM DISTRICT .. .. .	81	24	..	..	57	84	25	2	..	57	..	4	1	..	..	..	..	3
Hebron Sub-district .. .. .	5	..	..	..	5	..	..	..	..	..	..	..	..	..	..	..	..	..
Bethlehem Sub-district .. .. .	1	1	..	..	..	65	18	2	..	45	..	4	1	..	..	..	..	3
Jerusalem Sub-district .. .. .	75	23	..	..	52	19	7	..	..	12	..	..	..	..	..	..	..	..
Jericho Sub-district .. .. .	..	..	..	..	..	..	..	..	..	..	..	..	..	..	..	..	..	..
Kamallah Sub-district .. .. .	..	..	..	..	..	..	..	..	..	..	..	..	..	..	..	..	..	..
NORTHERN DISTRICT .. .. .	16	7	..	..	9	2,298	784	8	1	1,506	..	378	126	2	..	..	..	250
Tulkarm Sub-district .. .. .	..	..	..	..	..	1	1	..	..	..	..	..	..	..	..	..	..	..
Nablus Sub-district .. .. .	..	..	..	..	..	60	1	..	..	59	..	49	..	..	..	..	..	49
Jenin Sub-district .. .. .	..	..	..	..	..	4	4	..	..	4	..	1	..	..	..	..	..	1
Nazareth Sub-district .. .. .	..	..	..	..	..	1	..	..	..	1	..	..	..	..	..	..	..	..
Beisan Sub-district .. .. .	..	..	..	..	..	401	82	1	..	318	..	5	1	..	..	..	..	4
Tiberias Sub-district .. .. .	18	5	..	..	8	1,842	645	6	..	991	..	321	125	2	..	..	..	194
Haifa Sub-district .. .. .	1	1	..	..	..	187	53	1	..	133	..	2	..	..	..	..	..	2
Acre Sub-district .. .. .	..	..	..	..	1	2	2	..	..	..	..	..	..	..	..	..	..	..
Safad Sub-district .. .. .	2	1	..	..	..	..	..	..	..	..	..	..	..	..	..	..	..	..
FOUR MAIN TOWNS .. .. .	159	57	..	..	102	4,592	1,565	15	2	3,012	..	412	150	2	..	..	..	260
Jaffa .. .. .	47	17	..	..	30	2,872	898	2	1	1,972	..	81	26	..	..	..	..	55
Tel Aviv .. .. .	48	16	..	..	32	61	22	6	..	33	..	12	4	..	..	..	..	8
Jerusalem .. .. .	68	23	..	..	40	57	17	1	..	38	..	4	1	..	..	..	..	3
Haifa .. .. .	1	1	..	..	..	1,002	628	5	1	969	..	315	119	2	..	..	..	194

TABLE XVI.

Occupation or means of livelihood. Part II (a).—General Table. Details for districts and sub-districts.—continued  
Settled population

CLASS B.—PREPARATION AND SUPPLY OF MATERIAL SUBSTANCES  
SUB-CLASS IV.—TRANSPORT.—contd.

ORDER 21.—TRANSPORT BY WATER.—concluded.

DISTRICT AND SUB-DISTRICT	GROUP 101. Ship owners and their employees, ship's officers, ship agents, etc.						GROUP 102. Persons employed on the maintenance of streams and canals (including construction.)						GROUP 103. Boat owners, boatmen and townmen.					
	Total earners and depen- dants		EARNERS		Partly agricul- turalists		Depen- dants & working depen- dants		Total earners and depen- dants		EARNERS		Partly agricul- turalists		Depen- dants & working depen- dants			
	Males	Females	Males	Females	Males	Females	Both sexes	Males	Females	Males	Females	Males	Females	Males	Females	Both sexes		
PALESTINE .. .. .	776	777	778	779	780	781	782	783	784	785	786	787	788	789	790	791	792	793
SOUTHERN DISTRICT .. .. .	413	188	10	..	..	215	3	..	..	..	..	3	4,620	1,432	7	3	..	3,181
Gaza Sub-district .. .. .	207	106	6	..	..	95	2	..	..	..	..	2	2,827	832	3	3	..	1,992
Beersheba Sub-district .. .. .	2	2	..	..	..	..	2	..	..	..	..	2	184	43	..	2	..	141
Jaffa Sub-district .. .. .	205	104	6	..	..	95	..	..	..	..	..	..	2,640	789	2	..	..	1,849
Ramle Sub-district .. .. .	..	..	..	..	..	..	..	..	..	..	..	..	3	..	1	..	..	2
JERUSALEM DISTRICT .. .. .	58	16	2	..	..	40	..	..	..	..	..	..	22	8	..	..	..	14
Hebron Sub-district .. .. .	..	..	..	..	..	..	..	..	..	..	..	..	..	..	..	..	..	..
Bethlehem Sub-district .. .. .	..	..	..	..	..	..	..	..	..	..	..	..	..	..	..	..	..	..
Jerusalem Sub-district .. .. .	58	16	2	..	..	40	..	..	..	..	..	..	..	..	..	..	..	..
Jericho Sub-district .. .. .	..	..	..	..	..	..	..	..	..	..	..	..	..	..	..	..	..	..
Ramallah Sub-district .. .. .	..	..	..	..	..	..	..	..	..	..	..	..	..	..	..	..	..	..
NORTHERN DISTRICT .. .. .	148	66	2	..	..	80	1	..	..	..	..	1	1,771	592	4	..	..	1,175
Tulkarm Sub-district .. .. .	..	..	..	..	..	..	..	..	..	..	..	..	..	..	..	..	..	..
Nablus Sub-district .. .. .	..	..	..	..	..	..	..	..	..	..	..	..	..	..	..	..	..	..
Jenin Sub-district .. .. .	..	..	..	..	..	..	..	..	..	..	..	..	..	..	..	..	..	..
Nazareth Sub-district .. .. .	..	..	..	..	..	..	..	..	..	..	..	..	..	..	..	..	..	..
Beisan Sub-district .. .. .	..	..	..	..	..	..	..	..	..	..	..	..	..	..	..	..	..	..
Tiberias Sub-district .. .. .	139	65	2	..	..	72	1	..	..	..	..	1	396	81	1	..	..	314
Haifa Sub-district .. .. .	9	1	..	..	..	8	..	..	..	..	..	..	1,181	455	2	..	..	724
Acre Sub-district .. .. .	..	..	..	..	..	..	..	..	..	..	..	..	1,178	52	1	..	..	123
Safad Sub-district .. .. .	..	..	..	..	..	..	..	..	..	..	..	..	2	2	..	..	..	..
FOUR MAIN TOWNS .. .. .	362	175	9	..	..	178	1	..	..	..	..	1	3,817	1,240	4	1	..	2,578
Jaffa .. .. .	159	87	..	..	..	72	..	..	..	..	..	..	2,632	785	2	1	..	1,845
Tel Aviv .. .. .	46	17	6	..	..	23	..	..	..	..	..	..	3	1	..	..	..	2
Jerusalem .. .. .	50	15	2	..	..	33	..	..	..	..	..	..	3	1	..	..	..	2
Haifa .. .. .	107	56	1	..	..	50	1	..	..	..	..	1	1,179	453	2	..	..	724



TABLE XVI.

Occupation or means of livelihood. Part II (a).—General Table. Details for districts and sub-districts.—continued Settled population

DISTRICT AND SUB-DISTRICT	CLASS B.—PREPARATION AND SUPPLY OF MATERIAL SUBSTANCES SUB-CLASS IV.—TRANSPORT.—contd.																
	ORDER 22.—TRANSPORT BY ROAD.— <i>deomitted.</i>						TOTAL ORDER 23. TRANSPORT BY RAIL. (Groups 108 and 109).										
	GROUP 106. Pack camel, mule, ass and bullock owners and drivers and animal hospitals managers and attendants.			GROUP 107. Porters and messengers.			EARNERS			EARNERS							
	Total earners and dependants	EARNERS		Partly agriculturalists		Dependants & working dependants	Total earners and dependants	EARNERS		Partly agriculturalists		Dependants & working dependants	Total earners and dependants	EARNERS		Partly agriculturalists	
812	813	814	815	816	817	818	819	820	821	822	823	824	825	826	827	828	829
PALESTINE .. .. .	10,528	2,858	24	110	..	7,646	3,155	47	74	1	6,667	6,650	1,977	30	29	..	4,643
SOUTHERN DISTRICT .. .. .	3,702	1,121	6	35	..	2,575	1,222	13	49	..	2,342	2,162	612	3	16	..	1,547
Gaza Sub-district .. .. .	835	182	2	11	..	651	85	..	6	..	226	581	138	2	6	..	381
Beeršaba Sub-district .. .. .	44	11	..	..	..	33	8	..	..	..	20	1	..	..	..	..	1
Jaffa Sub-district .. .. .	1,451	397	4	19	..	1,050	1,042	12	43	..	1,918	653	194	..	6	..	459
Ramle Sub-district .. .. .	1,372	531	..	5	..	841	87	1	..	..	160	988	280	1	4	..	707
JERUSALEM DISTRICT .. .. .	839	243	1	28	..	595	881	29	1	1	2,300	349	110	1	2	..	238
Hebron Sub-district .. .. .	171	69	..	7	..	102	139	2	1	1	366	1	1	..	..	..	..
Bethlehem Sub-district .. .. .	147	35	..	..	..	112	21	2	..	..	36	9	1	..	..	..	8
Jerusalem Sub-district .. .. .	489	116	1	14	..	322	711	25	..	..	1,862	386	107	..	2	..	229
Jericho Sub-district .. .. .	..	..	..	..	..	..	..	..	..	..	..	..	..	..	..	..	..
Ramallah Sub-district .. .. .	82	23	..	7	..	59	10	..	..	..	36	..	..	1	..	..	1
NORTHERN DISTRICT .. .. .	5,987	1,494	17	47	..	4,476	1,052	5	24	..	2,043	4,139	1,255	26	11	..	2,858
Tulkarm Sub-district .. .. .	826	190	..	5	..	636	28	..	..	..	74	314	110	1	1	..	203
Nablus Sub-district .. .. .	597	165	..	16	..	432	156	..	..	..	376	252	35	..	3	..	217
Jenin Sub-district .. .. .	1,133	266	1	4	..	866	17	..	1	..	106	151	40	1	..	..	110
Nezareth Sub-district .. .. .	582	123	3	..	..	456	51	..	..	..	93	84	21	..	..	..	63
Belsan Sub-district .. .. .	82	34	1	..	..	47	27	..	..	..	56	104	32	..	..	..	72
Tiberias Sub-district .. .. .	188	51	2	4	..	135	52	1	..	..	147	131	37	..	..	..	94
Haifa Sub-district .. .. .	1,138	302	7	4	..	827	616	3	23	..	934	2,313	902	22	6	..	1,888
Acra Sub-district .. .. .	779	205	1	12	..	573	198	1	..	..	131	289	77	2	1	..	210
Safad Sub-district .. .. .	684	158	2	2	..	524	44	..	..	..	126	2	1	..	..	..	1
FOUR MAIN TOWNS .. .. .	1,478	405	4	10	..	1,069	2,299	36	66	..	4,483	3,400	1,066	21	5	..	2,213
Jaffa .. .. .	1,138	307	2	10	..	824	910	7	43	..	1,602	370	100	..	..	..	270
Tel Aviv .. .. .	58	17	1	..	..	40	108	3	..	..	243	198	67	..	..	..	126
Jerusalem .. .. .	197	50	1	..	..	146	667	23	..	..	1,712	154	48	..	..	..	106
Haifa .. .. .	90	31	..	..	..	59	614	3	23	..	926	2,688	851	21	5	..	1,811

Occupation or means of livelihood. Part II (a).—General table. Details for districts and sub-districts.—continued  
Settled population

CLASS B.—PREPARATION AND SUPPLY OF MATERIAL SUBSTANCES  
SUB-CLASS IV.—TRANSPORT.—contd.

DISTRICT AND SUB-DISTRICT	ORDER 23.—TRANSPORT BY RAIL.										TOTAL ORDER 24.							
	GROUP 108. Railway employees of all kinds other than on construction.					GROUP 109. Labourers employed on railway construction.					POST OFFICE, TELEGRAPH AND TELEPHONE SERVICES. (Group 110).							
	Total earners and dependants	EARNERS		Partly agriculturists		Depen- dants & working depen- dants	Total earners and depen- dants	EARNERS		Partly agricul- turistis		Total earners and depen- dants	EARNERS		Partly agricul- turistis		Total earners and depen- dants	
	Males	Females	Males	Females	Both sexes		Males	Females	Males	Females	Both sexes	Males	Females	Males	Females	Both sexes		
	830	831	832	833	834	835	836	837	838	839	840	841	842	843	844	845	846	847
PALESTINE .. .. .	5,978	1,769	30	23	..	4,179	672	208	..	6	..	464	2,309	791	97	2	..	1,421
SOUTHERN DISTRICT ..	1,667	522	3	12	..	1,342	295	90	..	4	..	205	629	221	31	1	..	377
Gaza Sub-district ..	345	96	2	..	..	247	176	42	..	4	..	134	58	19	..	1	..	34
Beersheba Sub-district ..	1	..	..	..	..	1	..	..	..	..	..	..	14	6	..	..	..	8
Jaffa Sub-district ..	615	184	..	6	..	431	37	10	..	..	..	27	445	164	..	..	..	263
Ramle Sub-district ..	908	242	1	4	..	663	82	38	..	..	..	44	117	32	3	..	..	82
JERUSALEM DISTRICT ..	249	78	1	..	..	170	100	32	..	2	..	68	911	305	44	..	..	562
Hebron Sub-district ..	1	1	..	..	..	..	..	..	..	..	..	..	14	6	..	..	..	8
Bethlehem Sub-district ..	9	1	..	..	..	8	..	..	..	..	..	..	39	9	1	..	..	29
Jerusalem Sub-district ..	236	75	..	..	..	161	100	32	..	2	..	68	816	261	43	..	..	512
Jericho Sub-district ..	..	..	..	..	..	..	..	..	..	..	..	..	11	3	..	..	..	8
Ramallah Sub-district ..	8	1	..	..	..	1	..	..	..	..	..	..	31	26	..	..	..	5
NORTHERN DISTRICT ..	3,862	1,169	26	11	..	2,667	277	86	..	..	..	191	769	265	22	1	..	432
Tulkarm Sub-district ..	250	87	1	1	..	162	64	23	..	..	..	41	12	3	..	..	..	9
Nablus Sub-district ..	216	26	..	3	..	190	36	9	..	..	..	27	57	9	..	..	..	48
Jenin Sub-district ..	90	28	1	..	..	61	61	12	..	..	..	49	11	4	..	..	..	7
Nazareth Sub-district ..	80	19	..	..	..	61	4	2	..	..	..	14	44	17	..	..	..	27
Beisan Sub-district ..	83	25	..	..	..	58	21	7	..	..	..	14	23	10	..	1	..	13
Tiberias Sub-district ..	128	37	..	..	..	91	8	..	..	..	..	3	65	24	..	..	..	41
Haifa Sub-district ..	2,741	873	22	6	..	1,846	71	29	..	..	..	42	503	179	22	..	..	302
Acra Sub-district ..	273	73	2	1	..	198	16	4	..	..	..	12	29	7	..	..	..	22
Safad Sub-district ..	1	1	..	..	..	..	1	..	..	..	..	1	26	12	..	..	..	13
FOUR MAIN TOWNS ..	3,318	1,041	21	5	..	2,256	82	25	..	..	..	57	1,637	563	90	..	..	984
Jaffa ..	340	91	..	..	..	249	30	9	..	..	..	21	181	62	8	..	..	111
Tel Aviv ..	198	67	..	..	..	126	..	..	..	..	..	..	236	89	19	..	..	118
Jerusalem ..	148	47	..	..	..	101	6	1	..	..	..	5	752	246	41	..	..	465
Haifa ..	2,637	836	21	5	..	1,780	46	15	..	..	..	31	478	166	22	..	..	290

TABLE XVI.

Occupation or means of livelihood. Part II (a).—General table. Details for districts and sub-districts.—continued  
Settled population

DISTRICT AND SUB-DISTRICT		CLASS B.—PREPARATION AND SUPPLY OF MATERIAL SUBSTANCES															
		SUB-CLASS IV.—TRANSPORT.—concluded.							SUB-CLASS V.—TRADE.								
		ORDER 24.—POST OFFICE, TELEGRAPH AND TELEPHONE SERVICES.				TOTAL ORDER 25.			ORDER 25.—BANKS, ESTABLISHMENTS OF CREDIT, EXCHANGE AND INSURANCE.				GROUP 111.				
		Post Office, telegraph and telephone services, persons employed on telegraph and telephone line construction.				BANKS, ESTABLISHMENTS OF CREDIT, EXCHANGE AND INSURANCE. (Group 111).			Bank managers, money-lenders, exchange and insurance agents, money-changers and their employees.								
Total earners and depen- dants	EARNERS		Partly agricul- turi- sts	Depen- dants & working depen- dants	Both sexes	Total earners and depen- dants	EARNERS		Partly agricul- turi- sts	Depen- dants & working depen- dants	Both sexes	Total earners and depen- dants	EARNERS		Partly agricul- turi- sts	Depen- dants & working depen- dants	Both sexes
	Males	Females					Males	Females					Males	Females			
848	849	850	851	852	853	854	855	856	857	858	859	860	861	862	863	864	865
2,309	791	97	2	...	1,421	2,963	982	142	2	...	1,839	2,963	982	142	2	...	1,839
629	221	31	1	...	377	1,305	459	71	1	...	775	1,305	459	71	1	...	775
53	19	...	...	...	34	30	7	3	...	...	20	30	7	3	...	...	20
14	6	...	...	...	10	12	...	...	...	...	10	12	...	...	...	...	10
445	164	28	...	...	253	1,294	439	66	1	...	719	1,294	439	66	1	...	719
117	32	3	...	...	82	38	11	2	...	...	26	38	11	2	...	...	26
911	305	44	...	...	562	1,090	324	50	...	...	716	1,090	324	50	...	...	716
14	6	...	...	...	8	4	...	...	...	...	4	4	...	...	...	...	4
39	9	1	...	...	29	29	...	...	...	...	24	29	...	...	...	...	24
816	261	43	...	...	512	986	307	45	...	...	633	986	307	45	...	...	633
11	3	...	...	...	8	...	...	...	...	...	...	...	...	...	...	...	...
31	26	...	...	...	5	72	...	...	...	...	55	72	...	...	...	...	55
769	265	22	1	...	462	566	199	21	1	...	348	566	199	21	1	...	348
12	3	...	...	...	9	4	1	...	...	...	3	4	1	...	...	...	3
57	9	...	...	...	48	36	10	...	...	...	26	36	10	...	...	...	26
11	4	...	...	...	7	...	...	...	...	...	...	...	...	...	...	...	...
44	17	...	...	...	27	...	...	...	...	...	...	...	...	...	...	...	...
23	10	...	...	...	13	...	...	...	...	...	...	...	...	...	...	...	...
66	24	...	...	...	41	67	...	...	...	...	43	67	...	...	...	...	43
503	179	22	...	...	302	878	139	14	1	...	220	878	139	14	1	...	220
29	7	...	...	...	22	33	5	3	...	...	25	33	5	3	...	...	25
25	12	...	...	...	13	28	11	...	...	...	17	28	11	...	...	...	17
1,637	563	90	...	...	984	2,366	814	120	1	...	1,432	2,366	814	120	1	...	1,432
181	62	8	...	...	111	872	85	9	1	...	178	872	85	9	1	...	178
298	89	19	...	...	118	828	305	56	...	...	467	828	305	56	...	...	467
768	246	41	...	...	465	986	296	44	...	...	596	986	296	44	...	...	596
478	166	22	...	...	290	830	128	11	...	...	191	830	128	11	...	...	191

TABLE XVI.

Occupation or means of livelihood. Part II (a).—General table. Details for districts and sub-districts.—continued

CLASS B.—PREPARATION AND SUPPLY OF MATERIAL SUBSTANCES  
SUB-CLASS V.—TRADE.—contd.

DISTRICT AND SUB-DISTRICT	TOTAL ORDER 26. BROKERAGE, COMMISSION AND EXPORT. (Group 112).						ORDER 26.—BROKERAGE, COMMISSION AND EXPORT. GROUP 112. Brokers, commission agents, commercial travellers, warehouse owners and employees.						TOTAL ORDER 27. TRADE IN TEXTILES. (Group 113).					
	EARNERS		Partly agricul- turists		Depen- dants & working depen- dants		EARNERS		Partly agricul- turists		Depen- dants & working depen- dants		EARNERS		Partly agricul- turists		Depen- dants & working depen- dants	
	Males	Females	Males	Females	Both sexes	Males	Females	Males	Females	Both sexes	Males	Females	Males	Females	Both sexes	Males	Females	Both sexes
PALESTINE .. .. .	866	867	868	869	870	871	872	873	874	875	876	877	878	879	880	881	882	883
SOUTHERN DISTRICT .. .. .	4,803	1,344	40	14	...	3,419	4,803	1,344	40	14	...	3,419	8,939	1,880	79	64	...	6,980
Gaza Sub-district .. .. .	2,345	686	15	6	...	1,653	2,354	686	15	6	...	1,653	2,913	612	27	9	...	2,274
Beer-sheba Sub-district .. .. .	253	55	1	4	...	197	253	55	1	4	...	197	1,072	188	6	7	...	878
Jaffa Sub-district .. .. .	56	14	...	...	...	42	56	14	...	...	...	42	153	23	...	...	...	130
Ramle Sub-district .. .. .	1,818	555	13	...	...	1,250	1,818	555	13	...	...	1,250	1,182	291	16	...	...	875
JERUSALEM DISTRICT .. .. .	237	62	1	...	...	164	237	62	1	...	...	164	508	110	5	2	...	391
Hebron Sub-district .. .. .	1,205	320	14	1	...	871	1,205	320	14	1	...	871	2,696	555	30	13	...	2,111
Bethlehem Sub-district .. .. .	54	15	...	...	...	39	54	15	...	...	...	39	844	133	...	8	...	711
Jerusalem Sub-district .. .. .	18	6	...	...	...	11	18	6	...	...	...	11	190	39	11	2	...	140
Jericho Sub-district .. .. .	1,109	296	13	1	...	800	1,109	296	13	1	...	800	1,589	366	19	2	...	1,204
Ramallah Sub-district .. .. .	...	...	...	...	...	...	...	...	...	...	...	...	...	...	...	...	...	...
NORTHERN DISTRICT .. .. .	24	3	...	...	...	21	24	3	...	...	...	21	72	16	1	1	...	56
Tulkarm Sub-district .. .. .	1,244	338	11	7	...	895	1,244	338	11	7	...	895	3,330	713	22	42	...	2,595
Nablus Sub-district .. .. .	25	5	...	...	...	20	25	5	...	...	...	20	378	59	2	10	...	312
Jenin Sub-district .. .. .	147	40	...	...	...	107	147	40	...	...	...	107	788	121	4	7	...	663
Nazareth Sub-district .. .. .	12	3	...	...	...	8	12	3	...	...	...	8	264	66	3	8	...	195
Beisan Sub-district .. .. .	79	22	1	...	...	56	79	22	1	...	...	56	86	21	...	...	...	65
Tiberias Sub-district .. .. .	39	10	...	...	...	29	39	10	...	...	...	29	211	57	1	3	...	153
Haifa Sub-district .. .. .	140	30	...	...	...	109	140	30	...	...	...	109	388	76	2	...	...	310
Acra Sub-district .. .. .	579	175	7	3	...	397	579	175	7	3	...	397	720	194	7	5	...	519
Safad Sub-district .. .. .	170	40	...	...	...	130	170	40	...	...	...	130	213	61	1	6	...	151
FOUR MAIN TOWNS .. .. .	53	13	...	...	...	39	53	13	...	...	...	39	287	58	2	3	...	227
Jaffa .. .. .	3,298	976	28	4	...	2,294	3,298	976	28	4	...	2,294	3,157	773	39	3	...	2,345
Tel Aviv .. .. .	832	207	2	2	...	623	832	207	2	2	...	623	634	146	1	...	...	487
Jerusalem .. .. .	889	323	9	...	...	557	889	323	9	...	...	557	487	128	14	...	...	345
Haifa .. .. .	1,028	276	13	...	...	739	1,028	276	13	...	...	739	1,454	333	17	2	...	1,104
	549	170	4	2	...	375	549	170	4	2	...	375	1,582	166	7	1	...	409

TABLE XVI.

Occupation or means of livelihood. Part II (a).—General table. Details for districts and sub-districts.—continued.

DISTRICT AND SUB-DISTRICT	CLASS B.—PREPARATION AND SUPPLY OF MATERIAL SUBSTANCES																		
	ORDER 27.—TRADE IN TEXTILES.					TOTAL ORDER 28.					ORDER 28.—TRADE IN SKINS, LEATHER AND FURS.								
	GROUP 113. Trade in piece goods, wool, cotton, silk, hair and other textiles and fibres.					TRADE IN SKINS, LEATHER AND FURS. (Group 114).					Trade in skins, leather, furs, feathers, horn, etc.								
	EARNERS		Partly agriculturalists		Depen- dants & working depen- dants	EARNERS		Partly agricul- turistis		Total earners and depen- dants	EARNERS		Partly agricul- turistis		Total earners and depen- dants	EARNERS		Partly agricul- turistis	
Males	Females	Males	Females	Both sexes	Males	Females	Males	Females	Both sexes	Males	Females	Males	Females	Both sexes	Males	Females	Males	Females	Both sexes
PALESTINE .. .. .	884	885	886	887	888	889	890	891	892	893	894	895	896	897	898	899	900	901	
SOUTHERN DISTRICT .. .. .	8,939	1,880	79	64	6,980	587	127	5	587	587	127	5	587	127	5	587	127	5	455
Gaza Sub-district .. .. .	2,913	612	27	9	2,274	175	45	2	175	175	45	2	175	45	2	175	45	2	128
Beersheba Sub-district .. .. .	1,072	188	6	7	878	31	5	..	31	31	5	..	31	5	..	31	5	..	26
Jaffa Sub-district .. .. .	1,182	291	16	..	875	108	31	2	108	108	31	2	108	31	2	108	31	2	75
Ramle Sub-district .. .. .	506	110	5	2	391	36	9	..	36	36	9	..	36	9	..	36	9	..	27
JERUSALEM DISTRICT .. .. .	2,696	555	30	13	2,111	242	46	2	242	242	46	2	242	46	2	242	46	2	194
Hebron Sub-district .. .. .	844	133	..	8	711	62	11	..	62	62	11	..	62	11	..	62	11	..	51
Bethlehem Sub-district .. .. .	190	39	11	2	140	180	35	2	180	180	35	2	180	35	2	180	35	2	143
Jerusalem Sub-district .. .. .	1,589	366	19	2	1,204	..	..	..	..	..	..	..	..	..	..	..	..	..	..
Jericho Sub-district .. .. .	1	1	..	1	..	..	..	..	..	..	..	..	..	..	..	..	..	..	..
Ramallah Sub-district .. .. .	72	16	..	..	56	..	..	..	..	..	..	..	..	..	..	..	..	..	..
NORTHERN DISTRICT .. .. .	3,330	713	22	42	2,595	170	36	1	170	170	36	1	170	36	1	170	36	1	133
Tulkarm Sub-district .. .. .	378	59	2	10	312	11	2	..	11	11	2	..	11	2	..	11	2	..	9
Nablus Sub-district .. .. .	798	121	4	7	663	68	12	..	68	68	12	..	68	12	..	68	12	..	50
Jenin Sub-district .. .. .	264	66	3	8	195	1	..	..	1	1	..	..	1	..	..	1	..	..	1
Nazareth Sub-district .. .. .	86	21	..	..	65	8	1	..	8	8	1	..	8	1	..	8	1	..	7
Beisan Sub-district .. .. .	211	57	1	3	153	..	..	..	..	..	..	..	..	..	..	..	..	..	..
Tiberias Sub-district .. .. .	396	76	2	..	310	24	2	..	24	24	2	..	24	2	..	24	2	..	22
Haifa Sub-district .. .. .	720	194	7	5	519	46	13	1	46	46	13	1	46	13	1	46	13	1	32
Haifa Sub-district .. .. .	213	61	1	6	151	8	2	..	8	8	2	..	8	2	..	8	2	..	1
Acra Sub-district .. .. .	287	58	2	3	227	15	4	..	15	15	4	..	15	4	..	15	4	..	11
Safad Sub-district .. .. .	3,157	773	39	3	2,345	322	77	5	322	322	77	5	322	77	5	322	77	5	240
FOUR MAIN TOWNS .. .. .	694	146	1	..	487	46	13	..	46	46	13	..	46	13	..	46	13	..	33
Jaffa .. .. .	457	128	14	..	345	55	17	..	55	55	17	..	55	17	..	55	17	..	36
Tel Aviv .. .. .	1,454	333	17	2	1,104	175	34	2	175	175	34	2	175	34	2	175	34	2	139
Haifa .. .. .	588	166	7	1	409	46	13	1	46	46	13	1	46	13	1	46	13	1	32

TABLE XVI.

Occupation or means of livelihood. Part II (a).—General table. Details for districts and sub-districts.—continued  
Settled population

CLASS B.—PREPARATION AND SUPPLY OF MATERIAL SUBSTANCES  
SUB-CLASS V.—TRADE.—contd.

DISTRICT AND SUB-DISTRICT	TOTAL ORDER 29. TRADE IN WOOD. (Group 115).						ORDER 29.—TRADE IN WOOD. GROUP 115. Trade in wood (not firewood), cork, bark, etc.						TOTAL ORDER 30. TRADE IN METALS. (Group 116).					
	EARNERS		Partly agriculturalists		Total earners and dependants		EARNERS		Partly agriculturalists		Total earners and dependants		EARNERS		Partly agriculturalists		Total earners and dependants	
	Males	Females	Males	Females	Both sexes	Males	Females	Males	Females	Both sexes	Males	Females	Males	Females	Both sexes	Males	Females	Both sexes
PALESTINE .. .. .	902	903	904	905	906	907	908	909	910	911	912	913	914	915	916	917	918	919
SOUTHERN DISTRICT .. .	387	102	2	..	..	283	387	102	2	..	..	283	434	131	3	..	..	300
Gaza Sub-district .. .	199	55	..	..	..	144	199	55	..	..	..	144	175	53	..	..	..	122
Beersheba Sub-district .. .	35	5	..	..	..	30	35	5	..	..	..	30	24	5	..	..	..	19
Jaffa Sub-district .. .	146	47	..	..	..	99	146	47	..	..	..	99	146	45	..	..	..	101
Ramle Sub-district .. .	18	3	..	..	..	15	18	3	..	..	..	15	5	3	..	..	..	2
JERUSALEM DISTRICT .. .	65	16	..	..	..	49	65	16	..	..	..	49	136	39	3	..	..	94
Hebron Sub-district .. .	6	1	..	..	..	5	6	1	..	..	..	5	11	2	..	..	..	9
Bethlehem Sub-district .. .	4	1	..	..	..	3	4	1	..	..	..	3	8	1	1	..	..	6
Jerusalem Sub-district .. .	40	11	..	..	..	29	40	11	..	..	..	29	117	36	2	..	..	79
Jericho Sub-district .. .	1	1	..	..	..	1	1	1	..	..	..	1	..	..	..	..	..	..
Ramallah Sub-district .. .	14	2	..	..	..	12	14	2	..	..	..	12	..	..	..	..	..	..
NORTHERN DISTRICT .. .	123	31	2	..	..	90	123	31	2	..	..	90	123	39	..	..	..	84
Tulkarm Sub-district .. .	3	1	..	..	..	2	3	1	..	..	..	2	16	3	..	..	..	13
Nablus Sub-district .. .	25	3	1	..	..	21	25	3	1	..	..	21	8	2	..	..	..	6
Jenin Sub-district .. .	2	1	..	..	..	1	2	1	..	..	..	1	..	..	..	..	..	..
Nazareth Sub-district .. .	..	..	..	..	..	..	..	..	..	..	..	..	6	2	..	..	..	4
Beisan Sub-district .. .	1	1	1	..	..	..	1	1	1	..	..	..	7	5	..	..	..	2
Tiberias Sub-district .. .	30	12	..	..	..	18	30	12	..	..	..	18	86	27	..	..	..	59
Haifa Sub-district .. .	17	4	..	..	..	13	17	4	..	..	..	13	..	..	..	..	..	..
Acra Sub-district .. .	44	9	..	..	..	35	44	9	..	..	..	35	..	..	..	..	..	..
Safad Sub-district .. .	204	66	..	..	..	138	204	66	..	..	..	138	341	105	2	..	..	234
FOUR MAIN TOWNS] .. .	50	15	..	..	..	35	50	15	..	..	..	35	23	6	..	..	..	17
Jaffa .. .. .	86	29	..	..	..	57	86	29	..	..	..	57	118	38	..	..	..	80
Tel Aviv .. .. .	40	11	..	..	..	29	40	11	..	..	..	29	114	34	2	..	..	78
Jerusalem .. .. .	28	11	..	..	..	17	28	11	..	..	..	17	86	27	..	..	..	59
Haifa .. .. .	..	..	..	..	..	..	..	..	..	..	..	..	..	..	..	..	..	..

**TABLE XVI.**  
**Occupation or means of livelihood. Part II (a).—General table. Details for districts and sub-districts.—continued**  
**Settled population**

DISTRICT AND SUB-DISTRICT	CLASS B.—PREPARATION AND SUPPLY OF MATERIAL SUBSTANCES SUB-CLASS V.—TRADE.— <i>contd.</i>																							
	ORDER 30.—TRADE IN METALS.					TOTAL ORDER 31. TRADE IN POTTERY. (Group 117).					ORDER 31. GROUP 117. Trade in pottery.													
	GROUP 116. Trade in metals, machinery, cutlery, tool, etc. sellers.																							
	Total earners and depen- dants	EARNERS		Partly agricul- turists		Depen- dants & working depen- dants	EARNERS		Partly agricul- turists		Total earners and depen- dants	EARNERS		Partly agricul- turists		Total earners and depen- dants	EARNERS		Partly agricul- turists		Depen- dants & working depen- dants	Both sexes		
920	921	922	923	924	925	926	927	928	929	930	931	932	933	934	935	936	937	938	939	940	941	942	943	944
PALESTINE .. .. .	434	131	3	..	..	300	128	18	1	..	374	520	128	18	1	..	374	520	128	18	1	..	374	
SOUTHERN DISTRICT ..	175	53	..	..	122	379	75	1	1	..	303	379	75	1	1	..	303	379	75	1	1	..	303	
Gaza Sub-district ..	24	5	..	..	19	241	55	..	1	..	186	241	55	..	1	..	186	241	55	..	1	..	186	
Beersheba Sub-district ..	146	45	..	..	101	86	8	..	..	..	77	86	8	..	..	..	77	86	8	..	..	..	77	
Jaffa Sub-district ..	5	3	..	..	2	52	12	..	..	..	40	52	12	..	..	..	40	52	12	..	..	..	40	
Ramle Sub-district ..	..	..	..	..	..	..	..	..	..	..	..	..	..	..	..	..	..	..	..	..	..	..	..	
JERUSALEM DISTRICT ..	136	39	3	..	94	80	18	15	..	..	47	80	18	15	..	..	47	80	18	15	..	..	47	
Hebron Sub-district ..	11	2	..	..	9	16	4	..	..	..	12	16	4	..	..	..	12	16	4	..	..	..	12	
Bethlehem Sub-district ..	8	1	..	..	6	4	..	2	..	..	2	4	..	2	..	..	2	4	..	2	..	..	2	
Jerusalem Sub-district ..	117	36	2	..	79	58	12	13	..	..	33	58	12	13	..	..	33	58	12	13	..	..	33	
Jericho Sub-district ..	..	..	..	..	..	..	..	..	..	..	..	..	..	..	..	..	..	..	..	..	..	..	..	
Ramallah Sub-district ..	..	..	..	..	..	..	..	..	..	..	..	..	..	..	..	..	..	..	..	..	..	..	..	
NORTHERN DISTRICT ..	123	39	..	..	84	61	35	2	..	..	24	61	35	2	..	..	24	61	35	2	..	..	24	
Tulkarm Sub-district ..	16	3	..	..	13	18	7	1	..	..	5	18	7	1	..	..	5	18	7	1	..	..	5	
Nablus Sub-district ..	8	2	..	..	6	19	19	..	..	..	..	19	19	..	..	..	..	19	19	..	..	..	..	
Jenin Sub-district ..	..	..	..	..	..	..	..	..	..	..	..	..	..	..	..	..	..	..	..	..	..	..	..	
Nazareth Sub-district ..	6	2	..	..	4	1	1	..	..	..	..	1	1	..	..	..	..	1	1	..	..	..	..	
Beisan Sub-district ..	..	..	..	..	..	..	..	..	..	..	..	..	..	..	..	..	..	..	..	..	..	..	..	
Tiberias Sub-district ..	7	5	..	..	2	8	1	..	..	..	2	8	1	..	..	..	2	8	1	..	..	..	2	
Haifa Sub-district ..	86	27	..	..	59	9	4	1	..	..	8	9	4	1	..	..	8	9	4	1	..	..	8	
Acra Sub-district ..	..	..	..	..	..	9	3	..	..	..	6	9	3	..	..	..	6	9	3	..	..	..	6	
Safad Sub-district ..	..	..	..	..	..	..	..	..	..	..	..	..	..	..	..	..	..	..	..	..	..	..	..	
FOUR MAIN TOWNS ..	341	105	2	..	234	133	18	3	..	..	112	133	18	3	..	..	112	133	18	3	..	..	112	
Jaffa ..	23	6	..	..	17	56	2	..	..	..	56	56	2	..	..	..	56	56	2	..	..	..	56	
Tel Aviv ..	118	38	..	..	80	28	6	1	..	..	21	28	6	1	..	..	21	28	6	1	..	..	21	
Jerusalem ..	114	34	2	..	78	38	9	2	..	..	27	38	9	2	..	..	27	38	9	2	..	..	27	
Haifa ..	86	27	..	..	59	9	1	..	..	..	8	9	1	..	..	..	8	9	1	..	..	..	8	

Occupation or means of livelihood. Part II (a).—General table. Details for districts and sub-districts.—continued  
Settled population

CLASS B.—PREPARATION AND SUPPLY OF MATERIAL SUBSTANCES  
SUB-CLASS V.—TRADE,—contd.

DISTRICT AND SUB-DISTRICT	TOTAL ORDER 32. TRADE IN CHEMICAL PRODUCTS. (Group 118).										TOTAL ORDER 33. HOTELS, CAFES, RESTAURANTS. (Groups 119 and 120).										
	EARNERS					Total earners and dependants					EARNERS					Total earners and dependants					
	Males		Females		Partly agriculturalists	Dependants & working dependants	Both sexes	Males		Females		Partly agriculturalists	Dependants & working dependants	Both sexes	Males		Females		Partly agriculturalists	Dependants & working dependants	Both sexes
	939	940	941	942				943	944	945	946				947	948	949	950			
PALESTINE .. .. .	938	1,451	17	1	1,159	1,451	275	17	1	943	1,451	275	17	1	949	11,103	3,496	17	...	955	7,083
Southern District .. .. .	733	733	4	...	638	733	91	4	...	943	638	91	4	...	949	4,209	1,414	7	...	955	2,558
Gaza Sub-district .. .. .	27	27	6	...	21	27	6	...	...	943	21	6	...	...	949	310	77	3	1	955	230
BeerSheba Sub-district .. .. .	2	2	...	...	2	2	...	...	...	943	2	...	...	...	949	69	16	...	...	955	53
Jaffa Sub-district .. .. .	649	649	4	...	571	649	74	4	...	943	571	74	4	...	949	3,155	1,118	...	...	955	1,818
Ramle Sub-district .. .. .	55	55	11	...	44	55	11	...	...	943	44	11	...	...	949	675	203	15	...	955	457
JERUSALEM DISTRICT .. .. .	367	367	10	...	271	367	86	10	...	943	271	86	10	...	949	3,264	989	5	...	955	2,139
Hebron Sub-district .. .. .	33	33	4	...	29	33	4	...	...	943	29	4	...	...	949	169	42	2	1	955	125
Bethlehem Sub-district .. .. .	1	1	...	...	...	1	...	...	...	943	1	...	...	...	949	117	24	1	...	955	92
Jerusalem Sub-district .. .. .	314	314	9	...	228	314	77	9	...	943	228	77	9	...	949	2,845	874	130	2	955	1,841
Jericho Sub-district .. .. .	...	...	...	...	...	...	...	...	...	943	...	...	...	...	949	31	23	1	...	955	7
Ramallah Sub-district .. .. .	19	19	5	...	14	19	5	...	...	943	14	5	...	...	949	102	26	2	...	955	74
NORTHERN DISTRICT .. .. .	351	351	3	1	250	351	98	3	1	943	250	98	3	1	949	3,630	1,093	151	5	955	2,398
Tulkarm Sub-district .. .. .	14	14	2	...	12	14	2	...	...	943	12	2	...	...	949	159	39	3	...	955	120
Nablus Sub-district .. .. .	39	39	6	...	22	39	6	...	...	943	22	6	...	...	949	490	136	...	...	955	344
Jenin Sub-district .. .. .	13	13	6	...	7	13	6	...	...	943	7	6	...	...	949	112	35	1	...	955	76
Nazareth Sub-district .. .. .	71	71	14	...	57	71	14	...	...	943	57	14	...	...	949	266	66	12	...	955	188
Beisan Sub-district .. .. .	10	10	4	...	6	10	4	...	...	943	6	4	...	...	949	38	20	1	...	955	15
Tiberias Sub-district .. .. .	37	37	7	...	20	37	7	...	...	943	20	7	...	...	949	423	118	23	...	955	287
Haifa Sub-district .. .. .	153	153	48	2	102	153	48	2	1	943	102	48	2	1	949	1,543	516	100	2	955	927
Acra Sub-district .. .. .	33	33	11	...	21	33	11	...	...	943	21	11	...	...	949	425	132	1	...	955	292
Safad Sub-district .. .. .	3	3	...	...	3	3	...	...	...	943	3	...	...	...	949	181	31	13	...	955	137
FOUR MAIN TOWNS .. .. .	1,044	1,044	14	...	844	1,044	186	14	...	943	844	186	14	...	949	7,007	2,366	390	6	955	4,251
Jaffa .. .. .	505	505	36	...	469	505	36	...	...	943	469	36	...	...	949	1,935	772	42	3	955	1,121
Tel Aviv .. .. .	100	100	31	...	65	100	31	...	...	943	65	31	...	...	949	989	280	148	...	955	1,561
Jerusalem .. .. .	290	290	72	8	210	290	72	8	...	943	210	72	8	...	949	2,675	834	122	2	955	1,719
Haifa .. .. .	149	149	47	2	100	149	47	2	...	943	100	47	2	...	949	1,408	480	78	1	955	850

TABLE XVI.

Occupation or means of livelihood. Part II (a).—General Table. Details for districts and sub-districts.—continued  
Settled population

DISTRICT AND SUB-DISTRICT	CLASS B.—PREPARATION AND SUPPLY OF MATERIAL SUBSTANCES SUB-CLASS V.—TRADE.—contd.																	
	ORDER 33.—HOTELS, CAFÉS, RESTAURANTS.					TOTAL ORDER 34.												
	GROUP 119. Vendors of wine, liquors, aerated waters, ice cream, etc.					GROUP 120. Owners and managers of hotels, cookshops, serais, garages and stables (khans) etc., and their employees.												
	EARNERS		Partly agricultural-turists		Depen-dants & working depen-dants	EARNERS		Partly agricultural-turists		Total earners and depen-dants	Depen-dants & working depen-dants							
Males	Females	Males	Females	Both sexes	Males	Females	Males	Females	Males	Females	Both sexes							
PALESTINE .. .. .	956	957	958	959	960	961	962	963	964	965	966	967	968	969	970	971	972	973
SOUTHERN DISTRICT .. .. .	4,373	1,406	54	13	...	2,914	6,730	2,091	470	4	...	4,169	49,096	11,577	924	381	28	36,596
Gaza Sub-district .. .. .	2,040	718	29	6	...	1,293	2,169	696	208	1	...	1,265	20,575	4,965	367	187	25	15,243
Beersheba Sub-district .. .. .	163	36	1	1	...	116	157	41	2	...	...	114	5,425	1,216	71	63	...	4,138
Jaffa Sub-district .. .. .	46	11	...	...	...	35	28	5	...	...	...	18	498	93	3	1	...	402
Ramle Sub-district .. .. .	1,549	579	26	5	...	944	1,606	539	193	1	...	874	10,595	2,647	262	89	25	7,686
JERUSALEM DISTRICT .. .. .	2,008	92	2	...	...	198	383	111	13	...	...	259	4,057	1,009	31	34	...	3,017
Hebron Sub-district .. .. .	692	179	7	2	...	506	2,572	810	129	3	...	1,633	12,273	2,654	359	54	1	9,260
Bethlehem Sub-district .. .. .	22	5	...	...	...	17	147	37	2	1	...	108	2,718	513	14	28	...	2,186
Jerusalem Sub-district .. .. .	48	8	...	...	...	40	69	16	1	...	...	52	694	118	17	3	...	459
Jericho Sub-district .. .. .	555	146	6	2	...	403	2,390	728	124	...	...	1,438	8,437	1,853	319	18	1	6,265
Ramallah Sub-district .. .. .	9	4	...	...	...	5	22	19	1	2	...	2	143	59	1	...	...	83
NORTHERN DISTRICT .. .. .	58	16	1	...	...	41	44	10	1	...	...	33	388	111	8	5	...	267
Tulkarm Sub-district .. .. .	1,641	508	18	5	...	1,115	1,989	585	133	...	...	1,271	16,248	3,958	198	140	2	12,098
Nablus Sub-district .. .. .	81	21	...	3	...	60	78	18	...	...	...	60	1,996	438	13	24	...	1,545
Jenin Sub-district .. .. .	281	75	...	...	...	156	249	61	...	...	...	188	2,558	555	8	21	...	1,995
Nazareth Sub-district .. .. .	68	19	...	...	...	49	44	16	1	...	...	27	1,751	413	11	31	...	1,327
Beisan Sub-district .. .. .	133	30	2	...	...	101	133	36	10	...	...	87	795	206	18	...	...	571
Tiberias Sub-district .. .. .	19	12	...	...	...	7	17	8	...	...	...	8	232	102	3	1	...	177
Haifa Sub-district .. .. .	113	34	2	...	...	77	315	84	21	...	...	210	1,311	331	14	7	...	966
Acre Sub-district .. .. .	685	223	11	2	...	431	878	293	89	...	...	493	4,871	1,284	100	30	...	3,487
Safad Sub-district .. .. .	278	85	3	...	...	188	153	47	1	...	...	104	1,558	382	13	19	...	1,158
FOUR MAIN TOWNS .. .. .	58	9	...	...	...	46	123	22	10	...	...	91	1,131	247	18	3	...	866
Jaffa .. .. .	2,631	903	39	4	...	1,689	4,376	1,463	351	2	...	2,562	20,249	4,950	450	79	25	14,940
Tel Aviv .. .. .	488	11	...	2	...	761	675	284	31	1	...	360	6,395	1,550	88	65	25	4,757
Jerusalem .. .. .	2,964	60	13	...	...	131	785	220	135	...	...	430	2,850	770	135	...	...	1,945
Haifa .. .. .	544	142	4	1	...	398	2,131	692	118	1	...	1,321	7,321	1,630	163	2	...	5,528
	623	213	11	1	...	399	785	267	67	...	...	451	3,683	1,000	64	11	...	2,619

Occupation or means of livelihood. Part II (a).—General table. Details for districts and sub-districts.—continued  
Settled population

CLASS B.—PREPARATION AND SUPPLY OF MATERIAL SUBSTANCES  
SUB-CLASS V.—TRADE.—contd.

ORDER 34.—OTHER TRADE IN FOOD STUFFS.

DISTRICT AND SUB-DISTRICT	GROUP 121. Fish dealers.						GROUP 122. Grocers and sellers of vegetable oil, salt and other condiments.						GROUP 123. Sellers of dairy produce, eggs, poultry.					
	EARNERS		Partly agriculturalists		Depen- dants & working depen- dants		EARNERS		Partly agriculturalists		Depen- dants & working depen- dants		EARNERS		Partly agriculturalists		Depen- dants & working depen- dants	
	Males	Females	Males	Females	Both sexes	Males	Females	Males	Females	Both sexes	Males	Females	Males	Females	Both sexes	Males	Females	Both sexes
PALESTINE .. .. .	974	975	976	977	978	979	980	981	982	983	984	985	986	987	988	989	990	991
SOUTHERN DISTRICT .. .. .	1,379	161	21	3	..	1,197	20,797	4,987	332	183	..	15,478	5,925	1,492	278	51	2	4,155
Gaza Sub-district .. .. .	1,048	79	17	2	..	952	7,871	2,060	143	72	..	5,668	2,229	646	80	15	..	1,503
Beersheba Sub-district .. .. .	87	6	..	1	..	31	2,280	526	9	30	..	1,755	528	121	24	5	..	383
Jaffa Sub-district .. .. .	1,008	..	..	..	..	915	3,408	971	..	..	..	2,316	1,473	465	..	..	..	959
Ramle Sub-district .. .. .	8	2	..	..	..	6	1,958	519	18	23	..	1,421	286	58	7	1	..	161
JERUSALEM DISTRICT .. .. .	121	25	..	..	..	96	5,911	1,288	129	35	..	4,494	1,752	379	106	11	..	1,267
Hebron Sub-district .. .. .	12	2	..	..	..	10	1,795	344	11	23	..	1,440	82	20	2	1	..	70
Bethlehem Sub-district .. .. .	..	..	..	..	..	..	388	81	11	2	..	306	81	4	3	..	..	24
Jerusalem Sub-district .. .. .	109	..	..	..	..	86	3,382	755	105	7	..	2,522	1,590	345	97	..	..	1,148
Jericho Sub-district .. .. .	..	..	..	..	..	..	111	42	..	..	..	69	1	1	..	..	..	..
Ramallah Sub-district .. .. .	..	..	..	..	..	..	225	66	2	3	..	157	38	9	4	1	..	25
NORTHERN DISTRICT .. .. .	210	57	4	1	..	149	7,015	1,639	60	76	..	5,316	1,944	467	92	25	2	1,385
Tulkarm Sub-district .. .. .	..	..	..	..	..	..	508	119	3	10	..	384	280	61	8	3	..	211
Nablus Sub-district .. .. .	..	..	..	..	..	..	1,484	315	5	11	..	1,164	149	37	1	5	..	111
Jenin Sub-district .. .. .	..	..	..	..	..	..	425	96	1	10	..	328	450	103	5	9	..	342
Nazareth Sub-district .. .. .	5	1	..	..	..	4	330	83	2	4	..	245	114	32	11	..	..	71
Beisan Sub-district .. .. .	..	..	..	..	..	..	161	50	..	..	..	111	5	1	3	..	..	1
Tiberias Sub-district .. .. .	65	17	..	..	..	48	567	137	2	3	..	428	186	30	8	..	..	98
Haifa Sub-district .. .. .	126	33	3	1	..	90	2,259	562	30	21	..	1,667	623	159	47	5	..	417
Acre Sub-district .. .. .	14	6	1	..	..	7	557	130	7	15	..	420	80	18	3	3	..	59
Safad Sub-district .. .. .	..	..	..	..	..	..	726	147	10	2	..	569	107	26	6	..	..	75
FOUR MAIN TOWNS .. .. .	1,050	120	17	..	..	943	7,543	1,909	198	15	..	5,436	2,773	755	100	4	..	1,918
Jaffa .. .. .	796	44	6	..	..	716	1,484	451	15	8	..	1,018	483	175	11	..	..	277
Tel Aviv .. .. .	98	24	8	..	..	66	1,411	383	77	..	..	951	723	198	34	..	..	491
Jerusalem .. .. .	108	22	..	..	..	81	2,979	658	83	..	..	2,238	1,155	264	33	2	..	858
Haifa .. .. .	113	30	3	..	..	80	1,669	417	23	7	..	1,229	432	118	22	2	..	282

**TABLE XVI.**  
**Occupation or means of livelihood. Part II (a).—General table. Details for districts and sub-districts.—continued**  
**Settled population**

**CLASS B.—PREPARATION AND SUPPLY OF MATERIAL SUBSTANCES**  
**SUB-CLASS V.—TRADE.—contd.**

**ORDER 34.—OTHER TRADE IN FOODSTUFFS.—Contd.**

DISTRICT AND SUB-DISTRICT	GROUP 124. Sellers of meat.						GROUP 125. Sellers of bread, cakes and sweetmeats, etc.						GROUP 126. Sellers of vegetables and fruit.							
	EARNERS		Partly agriculturalists		Depen- dants & working depen- dants	Both sexes	EARNERS		Partly agriculturalists		Total earners and depen- dants	Depen- dants & working depen- dants	Both sexes	EARNERS		Partly agriculturalists		Total earners and depen- dants	Depen- dants & working depen- dants	Both sexes
	Males	Females	Males	Females			Males	Females	Males	Females				Males	Females	Males	Females			
	992	993	994	995	996	997	998	999	1000	1001	1002	1003	1004	1005	1006	1007	1008	1009		
PALESTINE .. .. .	654	115	9	2	530	2,513	443	39	5	..	2,031	11,871	3,066	217	86	26	8,588			
SOUTHERN DISTRICT .. .. .	427	72	5	2	350	1,601	201	15	3	..	1,385	5,006	1,368	96	64	25	3,542			
Gaza Sub-district .. .. .	28	6	..	..	17	142	37	3	1	..	102	1,012	354	31	12	..	1,227			
Beersheba Sub-district .. .. .	..	..	..	..	..	44	2	..	..	..	40	99	23	..	..	..	75			
Jaffa Sub-district .. .. .	291	40	4	..	247	1,279	128	9	1	..	1,142	1,950	677	60	..	25	1,213			
Ramle Sub-district .. .. .	113	26	1	2	86	136	34	1	1	..	101	1,345	314	4	2	..	1,027			
JERUSALEM DISTRICT .. .. .	106	17	3	..	86	540	138	20	..	..	382	2,395	510	91	2	1	1,794			
Hebron Sub-district .. .. .	..	..	..	..	..	22	4	1	..	..	17	196	36	..	2	..	160			
Bethlehem Sub-district .. .. .	6	1	..	..	5	16	4	..	..	..	12	80	16	..	..	..	61			
Jerusalem Sub-district .. .. .	100	16	3	..	81	495	126	..	19	..	350	2,046	437	85	..	1	1,524			
Jericho Sub-district .. .. .	..	..	..	..	..	..	..	..	..	..	..	..	6	1	..	..	11			
Ramallah Sub-district .. .. .	..	..	..	..	..	7	4	..	..	..	3	55	15	2	..	..	38			
NORTHERN DISTRICT .. .. .	121	26	1	..	94	372	104	4	2	..	264	4,470	1,188	30	20	..	3,252			
Tulkarm Sub-district .. .. .	30	6	..	..	24	23	5	..	2	..	18	792	182	2	3	..	608			
Nablus Sub-district .. .. .	25	3	..	..	22	..	..	..	..	..	..	409	116	2	2	..	291			
Jenin Sub-district .. .. .	2	..	..	..	2	27	9	..	..	..	18	674	169	3	9	..	502			
Nazareth Sub-district .. .. .	..	..	..	..	..	38	11	..	..	..	22	250	62	5	..	..	183			
Beisao Sub-district .. .. .	..	..	..	..	..	..	..	..	..	..	..	36	18	..	..	..	18			
Tiberias Sub-district .. .. .	8	1	..	..	2	29	9	..	..	..	20	399	105	4	3	..	290			
Haifa Sub-district .. .. .	45	12	1	..	32	75	21	4	..	..	109	1,174	355	12	11	..	807			
Ac'e Sub-district .. .. .	16	4	..	..	12	149	40	..	..	..	50	562	143	2	1	..	417			
Safad Sub-district .. .. .	..	..	..	..	..	36	9	..	..	..	27	174	38	..	1	..	136			
FOUR MAIN TOWNS .. .. .	397	59	6	..	332	1,763	270	30	1	..	1,463	4,494	1,313	79	50	24	3,102			
Jaffa .. .. .	185	18	1	..	166	1,137	108	3	1	..	1,026	1,466	544	47	49	25	875			
Tel Aviv .. .. .	73	15	1	..	57	74	19	5	..	..	50	286	75	8	..	..	203			
Jerusalem .. .. .	94	14	3	..	77	477	122	18	..	..	337	1,878	416	16	..	..	1,446			
Haifa .. .. .	45	12	1	..	32	75	21	4	..	..	50	864	278	8	1	..	578			

TABLE XVI.

Occupation or means of livelihood. Part II (a).—General table. Details for districts and sub-districts.—*continued*  
Settled populationCLASS B.—PREPARATION AND SUPPLY OF MATERIAL SUBSTANCES  
SUB-CLASS V.—TRADE.—*contd.*ORDER 34.—OTHER TRADE IN FOODSTUFFS.—*continued.*

DISTRICT AND SUB-DISTRICT	GROUP 127. Sellers of citrus fruit.						GROUP 128. Grain dealers.						GROUP 129. Tobacco, cigarettes and snuff sellers.					
	Total earners and depen- dants		EARNERS		Partly agricul- tursts		Depen- dants & working depen- dants		Total earners and depen- dants		EARNERS		Partly agricul- tursts		Depen- dants & working depen- dants			
	1010	1011	1012	1013	1014	1015	1016	1017	1018	1019	1020	1021	1022	1023	1024	1025	1026	1027
PALESTINE .. .. .	547	125	5	3	..	417	3,957	849	17	38	..	3,091	344	106	2	..	..	236
SOUTHERN DISTRICT .. .. .	524	118	4	2	..	402	1,337	293	6	24	..	1,038	131	51	..	..	..	80
Gaza Sub-district .. .. .	..	..	..	..	..	..	578	117	4	12	..	457	5	1	..	..	..	4
Beersheba Sub-district .. .. .	..	..	..	..	..	..	133	22	..	1	..	111	..	..	..	..	..	..
Jaffa Sub-district .. .. .	489	115	4	2	..	380	432	115	2	7	..	315	..	48	..	..	..	73
Ramle Sub-district .. .. .	25	3	..	..	..	22	194	39	..	4	..	155	5	2	..	..	..	3
JERUSALEM DISTRICT .. .. .	17	4	1	1	..	12	892	177	5	3	..	710	91	24	2	..	..	65
Hebron Sub-district .. .. .	4	..	..	..	..	4	312	58	..	2	..	254	1	..	..	..	..	1
Bethlehem Sub-district .. .. .	..	..	..	..	..	..	48	9	..	1	..	39	7	1	..	..	..	6
Jerusalem Sub-district .. .. .	4	2	1	..	..	1	488	96	5	..	..	387	88	23	2	..	..	58
Jericho Sub-district .. .. .	..	..	..	..	..	..	8	5	..	..	..	3	..	..	..	..	..	..
Kamallah Sub-district .. .. .	9	2	..	1	..	7	36	9	..	..	..	27	..	..	..	..	..	..
NORTHERN DISTRICT .. .. .	6	3	..	..	..	3	1,728	379	6	11	..	1,343	122	31	..	..	..	91
Tulkarm Sub-district .. .. .	..	..	..	..	..	..	266	46	..	4	..	220	..	..	..	..	..	..
Nablus Sub-district .. .. .	3	..	..	..	..	3	423	68	..	..	..	355	..	5	..	..	..	18
Jenin Sub-district .. .. .	..	..	..	..	..	..	168	34	2	3	..	132	..	..	..	..	..	..
Nazareth Sub-district .. .. .	..	..	..	..	..	..	28	9	..	..	..	19	9	1	..	..	..	8
Beisan Sub-district .. .. .	..	..	..	..	..	..	80	33	..	1	..	47	..	..	..	..	..	..
Tiberias Sub-district .. .. .	1	1	..	..	..	..	102	26	..	1	..	76	7	3	..	..	..	4
Haifa Sub-district .. .. .	2	..	..	..	..	..	468	115	2	2	..	351	40	11	..	..	..	29
Acre Sub-district .. .. .	..	..	..	..	..	..	180	28	..	..	..	102	48	11	..	..	..	32
Safad Sub-district .. .. .	..	..	..	..	..	..	68	20	2	..	..	41	..	..	..	..	..	..
FOUR MAIN TOWNS .. .. .	466	110	5	1	..	351	1,250	289	9	8	..	952	232	80	2	..	..	150
Jaffa .. .. .	407	89	4	..	..	314	806	79	1	7	..	226	74	36	..	..	..	38
Tel Aviv .. .. .	55	19	..	1	..	36	70	20	1	..	..	49	36	11	..	..	..	25
Jerusalem .. .. .	4	2	1	..	..	1	460	88	5	..	..	367	83	23	2	..	..	58
Haifa .. .. .	..	..	..	..	..	..	414	102	2	1	..	310	39	10	..	..	..	29

TABLE XVI.

Occupation or means of livelihood. Part II (a).—General table. Details for districts and sub-districts.—continued  
Settled population

DISTRICT AND SUB-DISTRICT	CLASS B.—PREPARATION AND SUPPLY OF MATERIAL SUBSTANCES SUB-CLASS V.—TRADE.— <i>concl.</i>																	
	ORDER 34.—OTHER TRADE IN FOODSTUFFS.— <i>concl.</i>						TOTAL ORDER 35. TRADE IN CLOTHING AND TOILET ARTICLES. (Group 132).											
	GROUP 130. Dealers in sheep, goats and pigs.			GROUP 131. Dealers in hay, grass and fodder.			EARNERS		EARNERS		Partly agricultural-tourists		Depen- dants & working depen- dants					
	Total earn- ers and depen- dants	EARNERS		Total earn- ers and depen- dants	EARNERS		Total earn- ers and depen- dants	EARNERS		Partly agricul- tural- tourists		Total earn- ers and depen- dants	Partly agricul- tural- tourists		Total earn- ers and depen- dants			
	1028	1029	1030	1031	1032	1033	1034	1035	1036	1037	1038	1039	1040	1041	1042	1043	1044	1045
PALESTINE .. .. .	982	221	3	10	...	758	127	12	1	...	...	114	3,429	916	55	6	...	2,458
SOUTHERN DISTRICT .. .. .	303	71	1	3	...	231	98	6	...	...	...	92	1,085	341	22	1	...	722
Gaza Sub-district .. .. .	200	48	...	2	...	161	1	...	...	...	...	1	113	24	...	...	...	89
Beersheba Sub-district .. .. .	...	...	...	...	...	...	...	...	...	...	...	...	...	...	...	...	...	...
Jaffa Sub-district .. .. .	47	11	1	...	...	35	97	6	...	...	...	91	765	264	22	1	...	479
Ramle Sub-district .. .. .	47	12	...	1	...	35	...	...	...	...	...	...	207	53	...	...	...	154
JERUSALEM DISTRICT .. .. .	419	86	1	2	...	332	29	6	1	...	...	22	1,203	284	22	1	...	897
Hebron Sub-district .. .. .	278	48	...	...	...	228	8	1	...	...	...	2	59	9	...	...	...	50
Bethlehem Sub-district .. .. .	8	2	...	...	...	6	...	...	...	...	...	...	35	9	...	...	...	26
Jerusalem Sub-district .. .. .	114	25	1	2	...	88	26	5	1	...	...	20	1,060	255	22	1	...	783
Jericho Sub-district .. .. .	5	5	...	...	...	...	...	...	...	...	...	...	...	...	...	...	...	...
Ramallah Sub-district .. .. .	16	6	...	...	...	10	...	...	...	...	...	...	...	11	...	...	...	38
NORTHERN DISTRICT .. .. .	260	64	1	5	...	195	...	...	...	...	...	...	1,141	291	11	4	...	839
Tulkarm Sub-district .. .. .	99	19	...	2	...	80	...	...	...	...	...	...	204	42	2	...	...	160
Nablus Sub-district .. .. .	42	11	...	3	...	31	...	...	...	...	...	...	128	35	...	...	...	93
Jenin Sub-district .. .. .	5	2	...	...	...	3	...	...	...	...	...	...	13	3	...	...	...	10
Nazareth Sub-district .. .. .	28	7	...	...	...	19	...	...	...	...	...	...	17	3	2	...	...	12
Belsan Sub-district .. .. .	...	...	...	...	...	...	...	...	...	...	...	...	5	3	...	...	...	2
Tiberias Sub-district .. .. .	2	2	...	...	...	...	...	...	...	...	...	...	146	32	...	...	...	114
Haifa Sub-district .. .. .	61	16	1	...	...	44	...	...	...	...	...	...	397	119	4	1	...	274
Acra Sub-district .. .. .	...	...	...	...	...	...	...	...	...	...	...	...	112	26	...	...	...	86
Safad Sub-district .. .. .	25	7	...	...	...	18	...	...	...	...	...	...	119	28	3	...	...	88
FOUR MAIN TOWNS .. .. .	123	34	3	...	...	91	123	11	1	...	...	111	2,144	615	44	2	...	1,485
Jaffa .. .. .	10	...	...	...	...	10	97	6	...	...	...	91	401	146	2	1	...	253
Tel Aviv .. .. .	24	6	1	...	...	17	...	...	...	...	...	...	393	106	17	...	...	199
Jerusalem .. .. .	62	16	1	...	...	45	26	5	1	...	...	20	1,053	252	21	1	...	780
Haifa .. .. .	32	12	1	...	...	19	...	...	...	...	...	...	368	111	4	...	...	253

TABLE XVI.

Occupation or means of livelihood. Part II (a).—General table. Details for districts and sub-districts.—continued.

CLASS B.—PREPARATION AND SUPPLY OF MATERIAL SUBSTANCES  
SUB-CLASS V.—TRADE.—contd.

DISTRICT AND SUB-DISTRICT	ORDER 35.—TRADE IN CLOTHING AND TOILET ARTICLES.						TOTAL ORDER 36. TRADE IN FURNITURE. (Groups 133 and 134).						ORDER 36.—TRADE IN FURNITURE.								
	GROUP 132. Trade in ready-made clothing, second-hand clothing, and other articles of dress and the toilet (hats, umbrellas, canes, socks, shoes, perfume, soap, etc.)						GROUP 133. Trade in furniture, carpets, curtains and bedding.														
	Total earners and depen- dants	EARNERS		Partly agricul- turlists		Depen- dants & working depen- dants	Both sexes	Total earners and depen- dants	EARNERS		Partly agricul- turlists		Depen- dants & working depen- dants	Both sexes	Total earners and depen- dants	EARNERS		Partly agricul- turlists		Depen- dants & working depen- dants	Both sexes
		Males	Females	Males	Females				Males	Females	Males	Females				Males	Females	Males	Females		
1046	1047	1048	1049	1050	1051	1052	1053	1054	1055	1056	1057	1058	1059	1060	1061	1062	1063				
PALESTINE .. .. .	3,429	916	55	6	2,458	853	225	10	..	..	618	398	106	6	..	..	286				
SOUTHERN DISTRICT .. .. .	1,085	341	22	1	722	300	89	1	..	..	210	105	31	..	..	..	74				
Gaza Sub-district .. .. .	118	24	..	..	89	..	..	..	..	..	..	..	..	..	..	..	..				
Beersheba Sub-district .. .. .	..	..	..	..	..	..	..	..	..	..	..	..	..	..	..	..	..				
Jaffa Sub-district .. .. .	765	264	22	1	479	282	85	1	..	..	196	103	30	..	..	..	73				
Ramle Sub-district .. .. .	207	53	..	..	154	18	4	..	..	..	14	2	1	..	..	..	1				
JERUSALEM DISTRICT .. .. .	1,203	284	22	1	897	351	79	7	..	..	265	219	51	4	..	..	164				
Hebron Sub-district .. .. .	59	9	..	..	50	6	2	..	..	..	4	1	1	..	..	..	..				
Bethlehem Sub-district .. .. .	35	9	..	..	26	4	..	1	..	..	3	..	..	..	..	..	..				
Jerusalem Sub-district .. .. .	1,060	255	22	1	783	323	74	6	..	..	243	201	47	4	..	..	150				
Jericho Sub-district .. .. .	..	..	..	..	..	..	..	..	..	..	..	..	..	..	..	..	..				
Ramallah Sub-district .. .. .	49	11	..	..	38	18	3	..	..	..	15	17	3	..	..	..	14				
NORTHERN DISTRICT .. .. .	1,141	291	11	4	839	202	57	2	..	..	143	74	24	2	..	..	48				
Tulkarm Sub-district .. .. .	204	42	2	2	160	1	..	..	..	..	1	..	..	..	..	..	..				
Nablus Sub-district .. .. .	198	35	..	..	93	8	3	..	..	..	5	4	2	..	..	..	2				
Jenin Sub-district .. .. .	18	3	..	..	10	..	..	..	..	..	..	..	..	..	..	..	..				
Nezareth Sub-district .. .. .	17	3	2	..	12	3	1	..	..	..	2	3	1	..	..	..	2				
Beisan Sub-district .. .. .	6	3	..	..	2	..	..	..	..	..	..	..	..	..	..	..	..				
Tiberias Sub-district .. .. .	146	32	..	1	114	12	3	2	..	..	9	2	1	..	..	..	1				
Haifa Sub-district .. .. .	397	119	4	1	274	150	43	2	..	..	105	55	17	2	..	..	36				
Acra Sub-district .. .. .	112	26	..	..	86	27	7	..	..	..	20	9	3	..	..	..	6				
Safad Sub-district .. .. .	119	28	3	..	88	1	..	..	..	..	1	1	..	..	..	..	1				
FOUR MAIN TOWNS .. .. .	2,144	615	44	2	1,485	749	200	9	..	..	540	357	93	6	..	..	258				
Jaffa .. .. .	401	146	2	1	253	85	25	..	..	..	60	18	6	..	..	..	12				
Tel Aviv .. .. .	322	106	17	..	199	183	59	1	..	..	133	83	23	..	..	..	60				
Jerusalem .. .. .	1,053	252	21	1	780	321	73	6	..	..	242	201	47	4	..	..	150				
Haifa .. .. .	368	111	4	..	253	150	43	2	..	..	105	55	17	2	..	..	36				

**T A B L E X V I .**

**Occupation or means of livelihood. Part II (a).—General table. Details for districts and sub-districts.—continued  
Settled population**

DISTRICT AND SUB-DISTRICT	CLASS B.—PREPARATION AND SUPPLY OF MATERIAL SUBSTANCES SUB-CLASS V.—TRADE.—contd.																
	ORDER 36.—TRADE IN FURNITURE.					TOTAL ORDER 37.					ORDER 37.—TRADE IN BUILDING MATERIALS.						
	GROUP 134. Hardware, cooking utensils, porcelain, crockery, glassware, bottles, etc.					TRADE IN BUILDING MATERIALS. (Group 135).					GROUP 135. Trade in building materials (stones, bricks, plasters, cement, sand, tiles, thatch, etc.).						
	Total earners and depen- dants	E A R N E R S		Partly agricul- turlists		Depen- dants & working depen- dants		Total earners and depen- dants	E A R N E R S		Partly agricul- turlists		Depen- dants & working depen- dants				
1064	1065	1066	1067	1068	1069	1070	1071	1072	1073	1074	1075	1076	1077	1078	1079	1080	1081
PALESTINE .. .. .	465	119	4	...	...	751	184	4	5	...	563	751	184	5	4	...	563
SOUTHERN DISTRICT .. .. .	195	58	1	...	...	266	74	2	1	...	190	266	74	2	1	...	190
Gaza Sub-district .. .. .	...	...	...	...	...	...	...	...	...	...	...	...	...	...	...	...	...
BeerSheba Sub-district .. .. .	179	55	1	...	123	213	60	1	...	...	152	213	60	1	...	...	152
Jaffa Sub-district .. .. .	16	3	...	...	13	53	14	1	...	...	38	53	14	1	...	...	38
Ramle Sub-district .. .. .	...	...	...	...	...	...	...	...	...	...	...	...	...	...	...	...	...
JERUSALEM DISTRICT .. .. .	132	28	3	...	101	273	60	...	3	...	213	273	60	...	3	...	213
Hebron Sub-district .. .. .	5	1	...	...	4	5	1	...	...	...	4	5	1	...	...	...	4
Bethlehem Sub-district .. .. .	4	...	1	...	3	31	6	...	...	...	25	31	6	...	...	...	25
Jerusalem Sub-district .. .. .	122	27	2	...	93	228	52	...	3	...	176	228	52	...	3	...	176
Jericho Sub-district .. .. .	...	...	...	...	...	...	...	...	...	...	...	...	...	...	...	...	...
Kamallah Sub-district .. .. .	1	...	...	...	1	9	1	...	...	...	8	9	1	...	...	...	8
NORTHERN DISTRICT .. .. .	128	33	...	...	95	212	50	2	1	...	160	212	50	2	1	...	160
Tulkarm Sub-district .. .. .	1	...	...	...	1	12	2	...	...	...	10	12	2	...	...	...	10
Nabius Sub-district .. .. .	4	1	...	...	3	31	4	...	...	...	27	31	4	...	...	...	27
Jenin Sub-district .. .. .	...	...	...	...	...	1	1	...	...	...	...	1	1	...	...	...	...
Nazareth Sub-district .. .. .	...	...	...	...	...	16	5	...	...	...	11	16	5	...	...	...	11
Beisan Sub-district .. .. .	10	2	...	...	8	48	10	...	...	...	36	48	10	...	...	...	36
Tiberias Sub-district .. .. .	95	26	...	...	69	80	21	...	2	...	57	80	21	...	...	...	57
Haifa Sub-district .. .. .	18	4	...	...	14	18	4	...	1	...	14	18	4	...	...	...	14
Acra Sub-district .. .. .	...	...	...	...	...	8	3	...	...	...	5	8	3	...	...	...	5
Safad Sub-district .. .. .	...	...	...	...	...	...	...	...	...	...	...	...	...	...	...	...	...
FOUR MAIN TOWNS .. .. .	392	107	3	...	282	440	114	3	2	...	323	440	114	3	2	...	323
Jaffa .. .. .	67	19	...	...	48	36	10	...	1	...	25	36	10	...	...	...	25
Tel Aviv .. .. .	110	36	1	...	73	111	36	...	2	...	75	111	36	...	...	...	75
Jerusalem .. .. .	120	26	2	...	92	215	48	...	...	...	167	215	48	...	2	...	167
Haifa .. .. .	96	26	...	...	69	78	20	...	2	...	56	78	20	...	...	...	56

Occupation or means of livelihood. Part II (a).—General table. Details for districts and sub-districts.—continued.  
Settled population

CLASS B.—PREPARATION AND SUPPLY OF MATERIAL SUBSTANCES  
SUB-CLASS V.—TRADE.—contd.

DISTRICT AND SUB-DISTRICT	TOTAL ORDER 38. TRADE IN MEANS OF TRANSPORT. (Group 136).						ORDER 38.—TRADE IN MEANS OF TRANSPORT. GROUP 136. Dealers in motorcars, horses, mules, camels, asses, etc., sellers (not makers) of carriages, saddlery, etc.						TOTAL ORDER 39. TRADE IN FUEL. (Group 137).					
	EARNERS		Partly agricultural-turists		Depen-dants & working depen-dants		EARNERS		Partly agricultural-turists		Depen-dants & working depen-dants		EARNERS		Partly agricultural-turists		Depen-dants & working depen-dants	
	Males	Females	Males	Females	Both sexes	Males	Females	Males	Females	Both sexes	Males	Females	Males	Females	Both sexes	Males	Females	Both sexes
	1083	1084	1085	1086	1087	1088	1089	1090	1091	1092	1093	1094	1095	1096	1097	1098	1099	1099
PALESTINE .. .. .	1,036	250	3	10	783	1,036	250	3	10	783	578	148	11	1	...	419	...	
SOUTHERN DISTRICT .. .. .	478	114	...	...	364	478	114	...	2	364	180	47	1	...	...	132	...	
Gaza Sub-district .. .. .	50	14	...	...	36	50	14	...	1	36	25	5	...	...	...	20	...	
Beersheba Sub-district .. .. .	...	58	...	...	200	...	58	...	...	...	...	...	...	...	...	...	91	...
Jaffa Sub-district .. .. .	258	42	...	...	128	258	42	...	1	200	128	36	1	...	...	...	21	...
Ramle Sub-district .. .. .	170	42	...	...	128	170	42	...	...	128	27	6	...	...	...	...	...	...
JERUSALEM DISTRICT .. .. .	227	56	2	3	169	227	56	2	3	169	134	33	3	1	...	98	...	
Hebron Sub-district .. .. .	52	9	...	...	43	52	9	...	2	43	2	...	...	...	...	2	...	...
Bethlehem Sub-district .. .. .	15	2	...	...	13	15	2	...	...	13	...	...	...	...	...	...	...	...
Jerusalem Sub-district .. .. .	156	42	...	...	112	156	42	...	1	112	132	33	3	1	...	98	...	...
Jericho Sub-district .. .. .	2	2	...	...	...	2	2	...	...	...	...	...	...	...	...	...	...	...
Ramallah Sub-district .. .. .	8	1	...	...	1	8	1	...	...	1	...	...	...	...	...	...	...	...
NORTHERN DISTRICT .. .. .	331	80	1	5	250	331	80	1	5	250	264	68	7	...	...	189	...	
Tulkarm Sub-district .. .. .	47	8	...	...	39	47	8	...	1	39	12	2	1	...	...	9	...	...
Nablus Sub-district .. .. .	28	7	...	...	21	28	7	...	...	21	40	12	...	...	...	28	...	...
Jenin Sub-district .. .. .	48	12	...	...	35	48	12	...	2	35	27	6	1	...	...	20	...	...
Nazareth Sub-district .. .. .	42	9	...	...	33	42	9	...	...	33	2	1	...	...	...	...	...	...
Beisan Sub-district .. .. .	41	13	...	...	28	41	13	...	...	28	...	...	...	...	...	...	...	...
Tiberias Sub-district .. .. .	20	4	...	...	16	20	4	...	...	16	15	5	...	...	...	10	...	...
Haifa Sub-district .. .. .	62	15	...	...	47	62	15	...	1	47	117	29	3	...	...	85	...	...
Acra Sub-district .. .. .	16	7	...	...	9	16	7	...	1	9	19	6	...	...	...	13	...	...
Safad Sub-district .. .. .	27	5	...	...	22	27	5	...	...	22	82	7	1	...	...	24	...	...
FOUR MAIN TOWNS .. .. .	316	86	2	...	228	316	86	2	...	228	320	88	4	1	...	228	...	...
Jaffa .. .. .	109	30	...	...	79	109	30	...	...	79	53	14	1	...	...	38	...	...
Tel Aviv .. .. .	24	8	...	...	16	24	8	...	...	16	76	22	...	...	...	53	...	...
Jerusalem .. .. .	142	39	...	...	101	142	39	...	2	101	125	31	3	1	...	91	...	...
Haifa .. .. .	41	9	...	...	32	41	9	...	...	32	67	21	...	...	...	46	...	...

TABLE XVI.

Occupation or means of livelihood. Part II (a).—General table. Details for districts and sub-districts.—continued  
Settled population

DISTRICT AND SUB-DISTRICT	CLASS B.—PREPARATION AND SUPPLY OF MATERIAL SUBSTANCES																
	ORDER 39.—TRADE IN FUEL.					TOTAL ORDER 40.					ORDER 40.—TRADE IN ARTICLES OF LUXURY AND THOSE PERTAINING TO LETTERS AND THE ARTS AND SCIENCES.						
	GROUP 137. Dealers in firewood, charcoal, coal, dung, etc., for fuel.					(Groups 138, 139 and 140).					GROUP 138. Dealers in precious stones, jewelry (real and imitation) clocks, optical instruments, etc.						
Total earners and dependants	EARNERS		Partly agriculturists		Dependants & working dependants	Total earners and dependants	EARNERS		Partly agriculturists		Dependants & working dependants	Total earners and dependants	EARNERS		Partly agriculturists		Dependants & working dependants
	Males	Females	Males	Females			Males	Females	Males	Females			Males	Females	Males	Females	
1100	1101	1102	1103	1104	1105	1106	1107	1108	1109	1110	1111	1112	1113	1114	1115	1116	1117
PALESTINE .. .. .	578	148	11	1	419	1,897	494	60	2	1,143	158	40	4	1	114		
SOUTHERN DISTRICT .. .. .	180	47	1	..	132	659	211	29	..	419	39	12	2	..	25		
Gaza Sub-district .. .. .	25	5	..	..	20	11	8	1	..	2	1	..	..	..	..		
Beersheba Sub-district .. .. .	..	..	..	..	..	..	..	..	..	..	..	..	..	..	..		
Jaffa Sub-district .. .. .	128	36	1	..	91	615	193	24	..	398	38	12	1	..	25		
Ramle Sub-district .. .. .	27	6	..	..	21	33	10	4	..	19	..	..	..	..	..		
JERUSALEM DISTRICT .. .. .	134	33	3	1	98	780	204	28	1	548	62	17	2	1	43		
Hebron Sub-district .. .. .	2	..	..	..	2	46	6	..	..	40	..	..	..	..	..		
Bethlehem Sub-district .. .. .	..	..	..	..	..	62	15	1	..	46	..	..	..	..	..		
Jerusalem Sub-district .. .. .	132	33	3	1	96	655	178	27	1	450	52	15	1	..	36		
Jericho Sub-district .. .. .	..	..	..	..	..	..	..	..	..	..	..	..	..	..	..		
Ramallah Sub-district .. .. .	..	..	..	..	..	17	5	..	..	12	9	2	..	..	7		
NORTHERN DISTRICT .. .. .	264	68	7	..	189	258	79	3	1	176	57	11	..	..	46		
Tulkarm Sub-district .. .. .	19	2	1	..	9	7	4	..	..	3	4	1	..	..	3		
Nablus Sub-district .. .. .	40	12	..	..	28	55	12	..	1	43	38	5	..	..	28		
Jenin Sub-district .. .. .	27	6	1	..	20	11	3	..	..	8	2	..	..	..	2		
Nazareth Sub-district .. .. .	9	1	1	..	..	18	9	2	..	7	..	..	..	..	..		
Beisan Sub-district .. .. .	..	..	..	..	..	2	1	..	..	1	..	..	..	..	..		
Tiberias Sub-district .. .. .	15	5	3	..	10	21	6	1	..	15	6	1	..	..	5		
Haifa Sub-district .. .. .	117	29	6	..	85	185	41	..	1	93	12	4	..	..	8		
Acra Sub-district .. .. .	13	6	1	..	13	..	..	..	..	6	..	..	..	..	..		
Safed Sub-district .. .. .	32	7	..	..	24	9	3	..	..	..	..	..	..	..	..		
FOUR MAIN TOWNS .. .. .	320	88	4	1	228	1,334	387	47	1	900	101	30	2	1	69		
Jaffa .. .. .	53	14	1	..	38	117	38	..	..	79	12	2	..	..	10		
Tel Aviv .. .. .	75	22	..	..	53	448	138	21	..	289	26	10	1	..	15		
Jerusalem .. .. .	125	31	3	1	91	637	173	25	1	439	52	15	1	..	36		
Haifa .. .. .	67	21	..	..	46	132	38	1	..	93	11	3	..	..	8		

TABLE XVI.

Occupation or means of livelihood. Part II (a).—General table. Details for districts and sub-districts.—continued

CLASS B.—PREPARATION AND SUPPLY OF MATERIAL SUBSTANCES  
SUB-CLASS V.—TRADE.—contd.

DISTRICT AND SUB-DISTRICT	ORDER 40.—TRADE IN ARTICLES OF LUXURY AND THOSE PERTAINING TO LETTERS AND THE ARTS AND SCIENCES.										TOTAL ORDER 41.						
	GROUP 139. Dealers in bangles, bead necklaces, fans, small articles, toys, hunting and fishing tackle, flowers, etc.					GROUP 140. Publishers, booksellers, stationers, dealers in music, pictures, musical instruments, curiosities, antiques and souvenir goods.					TRADE IN REFUSE MATTER. (Group 141).						
	Total earners and dependants	EARNERS		Partly agriculturalists		Dependants & working dependants		Total earners and dependants	EARNERS		Partly agriculturalists		Dependants & working dependants				
1118	1119	1120	1121	1122	1123	1124	1125	1126	1127	1128	1129	1130	1131	1132	1133	1134	1135
PALESTINE .. .. .	379	104	22	..	253	1,160	350	34	1	..	776	323	96	10	2	..	217
SOUTHERN DISTRICT .. .. .	179	62	8	..	119	441	147	19	..	..	275	241	74	7	1	..	160
Gaza Sub-district .. .. .	7	5	..	..	2	3	3	..	..	..	..	31	6	..	1	..	25
Beersheba Sub-district .. .. .	..	..	..	..	..	..	..	..	..	..	..	..	..	..	..	..	..
Jaffa Sub-district .. .. .	..	..	..	..	..	..	..	..	..	..	..	..	..	..	..	..	..
Ramle Sub-district .. .. .	..	..	..	..	..	..	..	..	..	..	..	..	..	..	..	..	..
JERUSALEM DISTRICT .. .. .	178	45	14	..	119	540	142	12	..	..	386	60	19	..	..	..	41
Hebron Sub-district .. .. .	34	5	..	..	29	12	1	..	..	..	11	..	..	..	..	..	..
Bethlehem Sub-district .. .. .	..	..	..	..	..	61	15	..	..	..	46	..	..	..	..	..	..
Jerusalem Sub-district .. .. .	..	..	..	..	..	481	124	12	..	..	325	69	18	..	..	..	41
Jericho Sub-district .. .. .	..	..	..	..	..	..	..	..	..	..	..	..	..	..	..	..	..
Ramallah Sub-district .. .. .	..	..	..	..	..	..	..	..	..	..	..	..	..	..	..	..	..
NORTHERN DISTRICT .. .. .	22	7	..	..	15	179	61	3	1	..	115	22	3	3	1	..	16
Tulkarm Sub-district .. .. .	..	..	..	..	..	3	3	..	..	..	..	..	..	..	..	..	..
Nablus Sub-district .. .. .	..	..	..	..	..	23	7	..	1	..	..	..	..	..	..	..	..
Jenin Sub-district .. .. .	..	..	..	..	..	1	1	..	..	..	..	..	..	..	..	..	..
Nazareth Sub-district .. .. .	..	..	..	..	..	17	8	..	..	..	..	..	..	..	..	..	..
Beisan Sub-district .. .. .	..	..	..	..	..	2	1	..	..	..	..	..	..	..	..	..	..
Tiberias Sub-district .. .. .	..	..	..	..	..	14	4	..	..	..	..	..	..	..	..	..	..
Haifa Sub-district .. .. .	..	..	..	..	..	111	34	1	..	..	..	..	..	..	..	..	..
Acra Sub-district .. .. .	..	..	..	..	..	..	..	..	..	..	..	..	..	..	..	..	..
Safad Sub-district .. .. .	..	..	..	..	..	..	..	..	..	..	..	..	..	..	..	..	..
FOUR MAIN TOWNS .. .. .	313	85	20	..	208	920	272	25	..	..	623	229	59	4	..	..	166
Jaffa .. .. .	47	12	..	..	35	58	24	..	..	..	34	24	5	2	..	..	17
Tel Aviv .. .. .	..	..	..	..	..	298	94	..	..	..	192	146	36	2	..	..	108
Jerusalem .. .. .	130	36	12	..	82	455	122	12	..	..	321	59	18	..	..	..	41
Haifa .. .. .	13	3	..	..	9	109	32	1	..	..	76	..	..	..	..	..	..

TABLE XVI.

Occupation or means of livelihood. Part II (a).—General table. Details for districts and sub-districts.—continued  
Settled population

CLASS B.—PREPARATION AND SUPPLY OF MATERIAL SUBSTANCES  
SUB-CLASS V.—TRADE.—contd.

DISTRICT AND SUB-DISTRICT	ORDER 41.—TRADE IN REFUSE MATTER.										TOTAL ORDER 42.										ORDER 42.—TRADE IN OTHER SORTS.									
	GROUP 141.					TRADE IN OTHER SORTS.					GROUP 142.					Shopkeepers otherwise unspecified.														
	Dealers in rags, stable refuse, etc.					(Groups 142, 143, 144 and 145).																								
	Total earners and depen- dants	EARNERS		Partly agricul- turists		Depen- dants & working depen- dants	Total earners and depen- dants	EARNERS		Partly agricul- turists		Depen- dants & working depen- dants	Total earners and depen- dants	EARNERS		Partly agricul- turists		Depen- dants & working depen- dants												
1136	1137	1138	1139	1140	1141	1142	1143	1144	1145	1146	1147	1148	1149	1150	1151	1152	1153													
Males	Females	Males	Females	Males	Females	Males	Females	Males	Females	Males	Females	Males	Females	Males	Females	Males	Females													
PALESTINE .. .. .	323	96	10	2	..	217	7,647	2,118	115	33	..	5,414	691	203	5	..	450													
SOUTHERN DISTRICT .. .. .	241	74	7	1	..	160	2,718	771	69	17	..	1,878	389	113	4	..	249													
Gaza Sub-district .. .. .	31	6	..	1	..	25	759	178	9	16	..	572	38	9	3	..	29													
Beersheba Sub-district .. .. .	..	..	..	..	..	28	..	7	..	..	..	16	4	..	..	..	4													
Jaffa Sub-district .. .. .	180	..	48	7	..	135	1,518	470	57	1	..	991	294	90	1	..	178													
Ramle Sub-district .. .. .	20	20	..	..	..	418	116	3	..	..	..	299	58	14	..	..	38													
JERUSALEM DISTRICT .. .. .	60	19	..	..	41	2,245	610	24	..	4	..	1,611	141	44	2	..	95													
Hebron Sub-district .. .. .	..	..	..	..	..	711	154	2	..	2	..	555	18	5	..	..	8													
Bethlehem Sub-district .. .. .	1	1	..	..	..	21	6	..	..	..	..	15	7	2	..	..	5													
Jerusalem Sub-district .. .. .	59	18	..	..	41	1,456	420	22	..	..	..	994	119	36	..	..	81													
Jericho Sub-district .. .. .	..	..	..	..	..	..	..	..	..	..	..	..	..	..	..	..	..													
Ramallah Sub-district .. .. .	..	..	..	..	..	77	30	..	..	2	..	47	2	1	..	..	1													
NORTHERN DISTRICT .. .. .	22	3	3	1	16	2,656	737	22	12	..	..	1,925	161	46	9	..	106													
Tulkarm Sub-district .. .. .	5	1	..	1	4	268	73	1	4	..	..	194	15	6	..	..	9													
Nablus Sub-district .. .. .	..	..	..	..	..	1,194	259	2	3	..	..	873	..	..	..	..	..													
Jenin Sub-district .. .. .	..	..	..	..	..	80	32	1	1	..	..	47	9	3	..	..	6													
Nezareth Sub-district .. .. .	..	..	..	..	..	55	24	..	..	..	..	31	..	..	..	..	..													
Belisan Sub-district .. .. .	..	..	..	..	..	88	28	..	..	..	..	54	6	3	..	..	3													
Tiberias Sub-district .. .. .	3	1	..	1	1	159	38	..	1	..	..	90	..	..	..	..	..													
Haifa Sub-district .. .. .	14	1	2	..	11	667	200	9	1	1	..	358	88	26	6	..	56													
Acra Sub-district .. .. .	..	..	..	..	..	109	32	..	1	1	..	70	32	6	..	..	26													
Safad Sub-district .. .. .	..	..	..	..	..	267	51	8	1	1	..	208	11	2	3	..	6													
FOUR MAIN TOWNS .. .. .	229	59	4	..	166	3,178	985	76	..	..	..	2,117	399	116	28	..	255													
Jaffa .. .. .	94	5	2	..	17	772	264	12	..	..	..	496	38	11	6	..	21													
Tel Aviv .. .. .	146	36	2	..	108	531	143	37	..	..	..	351	163	46	15	..	102													
Jerusalem .. .. .	..	..	..	..	41	1,897	404	21	..	..	..	972	115	35	2	..	78													
Haifa .. .. .	..	..	..	..	..	478	174	6	..	..	..	298	83	24	5	..	54													

Occupation or means of livelihood. Part II (a).—General Table. Details for districts and sub-districts.—continued  
Settled population

CLASS B.—PREPARATION AND SUPPLY OF MATERIAL SUBSTANCES  
SUB-CLASS V.—TRADE.—Concluded.

ORDER 42.—TRADE IN OTHER SORTS.

DISTRICT AND SUB-DISTRICT	GROUP 143. Itinerant traders, pedlars, hawkers, etc.						GROUP 144. Conjurors, fortune tellers, exhibitors of curiosities, and wild animals.						GROUP 145. Other trades (includin gfarmers of pounds, tolls, and markets).																							
	Total earners and depen- dants		E A R N E R S		Partly agricul- turists		Depen- dants & working depen- dants		Total earners and depen- dants		E A R N E R S		Partly agricul- turists		Total earners and depen- dants		E A R N E R S		Partly agricul- turists		Depen- dants & working depen- dants															
	1154	1155	1156	1157	1158	1159	1160	1161	1162	1163	1164	1165	1166	1167	1168	1169	1170	1171	1160	1161	1162	1163	1164	1165	1166	1167	1168	1169	1170	1171						
PALESTINE .. .. .	6,793	1,872	76	28	...	4,845	22	1	...	...	41	99	21	...	...	...	78	...	...	...	...	...	...	...	...	...	...	...	...							
SOUTHERN DISTRICT .. .. .	2,273	641	42	13	...	1,590	8	...	...	...	10	38	9	...	...	...	29	...	...	...	...	...	...	...	...	...	...	...	...							
Gaza Sub-district .. .. .	714	167	9	13	...	538	1	...	...	...	2	4	1	...	...	...	3	...	...	...	...	...	...	...	...	...	...	...	...	...						
Beersheba Sub-district .. .. .	19	7	...	...	...	12	...	...	...	...	...	...	...	...	...	...	...	...	...	...	...	...	...	...	...	...	...	...	...	...	...					
Jaffa Sub-district .. .. .	1,182	368	31	...	...	783	5	...	...	...	7	...	...	...	...	...	...	...	...	...	...	...	...	...	...	...	...	...	...	...	...	...				
Ramle Sub-district .. .. .	368	99	2	...	...	257	2	...	...	...	1	...	...	...	...	...	...	...	...	...	...	...	...	...	...	...	...	...	...	...	...	...	...			
JERUSALEM DISTRICT .. .. .	2,069	558	21	4	...	1,490	3	1	...	...	9	22	5	...	...	...	17	...	...	...	...	...	...	...	...	...	...	...	...	...	...	...				
Hebron Sub-district .. .. .	696	149	2	2	...	545	...	...	...	...	2	...	...	...	...	...	...	...	...	...	...	...	...	...	...	...	...	...	...	...	...	...	...	...		
Bethlehem Sub-district .. .. .	10	3	...	...	...	7	1	...	...	...	3	...	...	...	...	...	...	...	...	...	...	...	...	...	...	...	...	...	...	...	...	...	...	...		
Jerusalem Sub-district .. .. .	1,287	378	19	...	...	900	2	1	...	...	4	...	...	...	...	...	...	...	...	...	...	...	...	...	...	...	...	...	...	...	...	...	...	...		
Jericho Sub-district .. .. .	...	...	...	...	...	...	...	...	...	...	...	...	...	...	...	...	...	...	...	...	...	...	...	...	...	...	...	...	...	...	...	...	...	...	...	
Ramallah Sub-district .. .. .	66	28	...	2	...	38	...	...	...	...	...	...	...	...	...	...	...	...	...	...	...	...	...	...	...	...	...	...	...	...	...	...	...	...	...	
NORTHERN DISTRICT .. .. .	2,451	673	13	11	...	1,765	11	...	...	...	22	39	7	...	...	...	32	...	...	...	...	...	...	...	...	...	...	...	...	...	...	...	...	...	...	
Tulkarm Sub-district .. .. .	244	65	1	4	...	178	...	...	...	...	...	...	...	...	...	...	...	...	...	...	...	...	...	...	...	...	...	...	...	...	...	...	...	...	...	...
Nablus Sub-district .. .. .	1,192	259	2	3	...	871	...	...	...	...	...	...	...	...	...	...	...	...	...	...	...	...	...	...	...	...	...	...	...	...	...	...	...	...	...	...
Jenin Sub-district .. .. .	65	28	1	1	...	36	...	...	...	...	...	...	...	...	...	...	...	...	...	...	...	...	...	...	...	...	...	...	...	...	...	...	...	...	...	...
Nazareth Sub-district .. .. .	40	22	...	...	...	18	...	...	...	...	...	...	...	...	...	...	...	...	...	...	...	...	...	...	...	...	...	...	...	...	...	...	...	...	...	...
Beisan Sub-district .. .. .	128	61	21	...	...	40	4	...	...	...	11	...	...	...	...	...	...	...	...	...	...	...	...	...	...	...	...	...	...	...	...	...	...	...	...	...
Tiberias Sub-district .. .. .	198	38	...	1	...	89	...	...	...	...	...	...	...	...	...	...	...	...	...	...	...	...	...	...	...	...	...	...	...	...	...	...	...	...	...	...
Haifa Sub-district .. .. .	473	169	3	...	...	301	5	...	...	...	3	...	...	...	...	...	...	...	...	...	...	...	...	...	...	...	...	...	...	...	...	...	...	...	...	...
Acra Sub-district .. .. .	58	22	...	1	...	36	2	...	...	...	5	...	...	...	...	...	...	...	...	...	...	...	...	...	...	...	...	...	...	...	...	...	...	...	...	...
Safad Sub-district .. .. .	250	49	5	1	...	196	...	...	...	...	...	...	...	...	...	...	...	...	...	...	...	...	...	...	...	...	...	...	...	...	...	...	...	...	...	...
FOUR MAIN TOWNS .. .. .	2,713	847	47	...	...	1,819	11	1	...	...	11	23	...	...	...	...	32	...	...	...	...	...	...	...	...	...	...	...	...	...	...	...	...	...	...	...
Jaffa .. .. .	699	245	6	...	...	448	4	...	...	...	6	10	...	...	...	...	...	...	...	...	...	...	...	...	...	...	...	...	...	...	...	...	...	...	...	...
Tel Aviv .. .. .	363	94	22	...	...	247	...	...	...	...	...	...	...	...	...	...	...	...	...	...	...	...	...	...	...	...	...	...	...	...	...	...	...	...	...	...
Jerusalem .. .. .	1,282	363	18	...	...	881	...	...	...	...	...	...	...	...	...	...	...	...	...	...	...	...	...	...	...	...	...	...	...	...	...	...	...	...	...	...
Haifa .. .. .	389	145	1	...	...	243	5	...	...	...	1	6	...	...	...	...	...	...	...	...	...	...	...	...	...	...	...	...	...	...	...	...	...	...	...	...

**TABLE XVI.**  
**Occupation or means of livelihood. Part II (a).—General Table. Details for districts and sub-districts.—continued**  
**Settled population**

		CLASS C.—PUBLIC ADMINISTRATION AND LIBERAL ARTS SUB-CLASS VI.—PUBLIC FORCE																		
		TOTAL ORDER 43. ARMY AND AIR FORCE. (Groups 146 and 147).					ORDER 43.—ARMY AND AIR FORCE.					GROUP 147. Army local.								
DISTRICT AND SUB-DISTRICT	Total carriers and depen- dants	EARNERS		Partly agricul- turists		Total carriers and depen- dants		EARNERS		Partly agricul- turists		Total carriers and depen- dants		EARNERS		Partly agricul- turists		Total carriers and depen- dants		
		Males	Females	Males	Females	Males	Females	Males	Females	Males	Females	Males	Females	Males	Females	Males	Females	Males	Females	Both sexes
		1172	1173	1174	1175	1176	1177	1178	1179	1180	1181	1182	1183	1184	1185	1186	1187	1188	1189	Both sexes
PALESTINE .. .. .	3,119	2,633	1	2	...	455	2,519	2,342	1	...	176	600	291	...	2	...	309	...		
SOUTHERN DISTRICT ..	669	530	...	1	...	139	646	523	...	...	123	23	7	...	1	...	16	...		
Gaza Sub-district	12	3	...	1	...	9	1	1	...	...	...	11	2	...	1	...	9	...		
Beersheba Sub-district	...	5	...	...	...	10	7	1	...	...	6	...	...	...	...	...	...	...		
Jaffa Sub-district	15	522	...	...	...	120	638	521	...	...	117	...	4	...	...	...	...	...		
Ramle Sub-district	642	...	...	...	...	...	...	...	...	...	...	4	1	...	...	...	3	...		
JERUSALEM DISTRICT ..	839	792	1	...	46	829	790	1	...	...	38	10	2	...	...	...	8	...		
Hebron Sub-district	3	...	...	...	3	...	...	...	...	...	...	8	...	...	...	...	3	...		
Bethlehem Sub-district	...	791	...	...	42	839	790	1	...	...	38	...	1	...	...	...	...	...		
Jerusalem Sub-district	834	...	...	...	...	...	...	...	...	...	...	5	...	...	...	...	4	...		
Jericho Sub-district	...	1	...	...	1	...	...	...	...	...	...	2	...	...	...	...	1	...		
Ramallah Sub-district	2	...	...	...	...	...	...	...	...	...	...	...	1	...	...	...	1	...		
NORTHERN DISTRICT ..	1,611	1,311	...	1	300	1,044	1,029	...	...	...	15	567	282	...	1	...	285	...		
Tulkarm Sub-district	6	1	...	...	5	...	...	...	...	...	...	6	1	...	...	...	5	...		
Nablus Sub-district	79	49	...	1	30	45	43	...	...	...	2	34	6	...	1	...	28	...		
Jenin Sub-district	4	180	...	...	3	178	...	...	...	...	1	8	...	...	...	...	2	...		
Nezareth Sub-district	184	74	...	...	4	...	...	...	...	...	...	6	...	...	...	...	4	...		
Beisan Sub-district	121	148	...	...	47	...	...	...	...	...	...	12	10	...	...	...	47	...		
Tiberias Sub-district	274	781	...	...	126	780	779	...	...	...	10	13	2	...	...	...	124	...		
Haifa Sub-district	802	27	...	...	21	...	...	...	...	...	...	...	...	...	...	...	11	...		
Acra Sub-district	27	74	...	...	24	...	...	...	...	...	...	27	3	...	...	...	24	...		
Safad Sub-district	114	...	...	...	40	...	...	...	...	...	...	96	55	...	...	...	40	...		
FOUR MAIN TOWNS ..	1,652	1,580	1	...	71	1,628	1,573	1	...	...	54	24	7	...	...	...	17	...		
Jaffa ..	8	2	...	...	6	7	1	...	...	...	6	1	...	...	...	...	3	...		
Tel Aviv ..	6	3	...	...	3	...	...	...	...	...	...	6	...	...	...	...	3	...		
Jerusalem ..	883	791	1	...	41	839	790	1	...	...	38	4	1	...	...	...	3	...		
Haifa ..	805	784	...	...	21	782	782	...	...	...	10	18	2	...	...	...	11	...		

TABLE XVI.

Occupation or means of livelihood. Part II (a).—General table. Details for districts and sub-districts.—continued  
Settled population

CLASS C.—PUBLIC ADMINISTRATION AND LIBERAL ARTS  
SUB-CLASS VI.—PUBLIC FORCE.—contd.

DISTRICT AND SUB-DISTRICT	TOTAL ORDER 44.										TOTAL ORDER 45.													
	NAVY. (Group 148).					ORDER 44.—NAVY. GROUP 148. Navy officers and men.					EARNERS					Partly agriculturalists								
	Total earners and dependants		EARNERS		Partly agriculturalists		Dependants & working dependants		Total earners and dependants		EARNERS		Partly agriculturalists		Dependants & working dependants		Total earners and dependants		EARNERS		Partly agriculturalists		Dependants & working dependants	
	Males	Females	Males	Females	Males	Females	Both sexes	Males	Females	Males	Females	Males	Females	Both sexes	Males	Females	Males	Females	Males	Females	Males	Females	Both sexes	
1190	1191	1192	1193	1194	1195	1196	1197	1198	1199	1200	1201	1202	1203	1204	1205	1206	1207	1203	1204	1205	1206	1207		
PALESTINE .. .. .	14	4	..	..	..	10	14	4	..	..	10	9,569	3,433	29	43	..	6,107	..	..	..	..	..		
SOUTHERN DISTRICT .. .. .	9	2	..	..	7	9	2	..	..	..	7	2,589	862	6	9	..	1,721	..	..	..	..	..		
Gaza Sub-district .. .. .	1	..	..	..	1	1	..	..	..	..	1	567	152	2	5	..	413	..	..	..	..	..		
Beersheba Sub-district .. .. .	..	..	..	..	..	..	..	..	..	..	..	354	111	..	..	..	243	..	..	..	..	..		
Jaffa Sub-district .. .. .	8	2	..	..	6	8	2	..	..	..	6	1,158	429	4	..	..	726	..	..	..	..	..		
Ramle Sub-district .. .. .	..	..	..	..	..	..	..	..	..	..	..	509	170	..	4	..	339	..	..	..	..	..		
JERUSALEM DISTRICT .. .. .	2	1	..	..	1	2	1	..	..	..	1	2,832	1,141	12	8	..	1,679	..	..	..	..	..		
Hebron Sub-district .. .. .	..	..	..	..	..	..	..	..	..	..	..	366	95	..	1	..	271	..	..	..	..	..		
Bethlehem Sub-district .. .. .	..	..	..	..	..	..	..	..	..	..	..	95	29	4	..	..	62	..	..	..	..	..		
Jerusalem Sub-district .. .. .	2	1	..	..	1	2	1	..	..	..	1	2,194	947	8	..	..	1,239	..	..	..	..	..		
Jericho Sub-district .. .. .	..	..	..	..	..	..	..	..	..	..	..	40	23	..	..	..	17	..	..	..	..	..		
Ramallah Sub-district .. .. .	..	..	..	..	..	..	..	..	..	..	..	137	47	..	6	..	90	..	..	..	..	..		
NORTHERN DISTRICT .. .. .	3	1	..	..	2	3	1	..	..	..	2	4,148	1,430	11	26	..	2,707	..	..	..	..	..		
Tulkarm Sub-district .. .. .	1	..	..	..	1	1	..	..	..	..	1	348	115	1	6	..	230	..	..	..	..	..		
Nablus Sub-district .. .. .	..	..	..	..	..	..	..	..	..	..	..	679	168	..	2	..	411	..	..	..	..	..		
Jenin Sub-district .. .. .	..	..	..	..	..	..	..	..	..	..	..	227	63	..	4	..	164	..	..	..	..	..		
Nazareth Sub-district .. .. .	..	..	..	..	..	..	..	..	..	..	..	308	106	..	..	..	201	..	..	..	..	..		
Beisan Sub-district .. .. .	..	..	..	..	..	..	..	..	..	..	..	118	52	..	1	..	65	..	..	..	..	..		
Tiberias Sub-district .. .. .	..	..	..	..	..	..	..	..	..	..	..	291	97	2	..	..	192	..	..	..	..	..		
Haifa Sub-district .. .. .	1	1	..	..	1	1	1	..	..	..	1	1,327	550	3	6	..	774	..	..	..	..	..		
Acra Sub-district .. .. .	..	..	..	..	..	..	..	..	..	..	..	547	142	..	5	..	405	..	..	..	..	..		
Safad Sub-district .. .. .	1	..	..	..	1	1	..	..	..	..	1	405	137	3	1	..	265	..	..	..	..	..		
FOUR MAIN TOWNS .. .. .	10	3	..	..	7	10	3	..	..	..	7	3,802	1,544	13	4	..	2,245	..	..	..	..	..		
Jaffa .. .. .	7	1	..	..	6	7	1	..	..	..	6	677	237	2	..	..	438	..	..	..	..	..		
Tel Aviv .. .. .	1	1	..	..	1	1	1	..	..	..	1	297	113	1	..	..	183	..	..	..	..	..		
Jerusalem .. .. .	1	..	..	..	1	1	..	..	..	..	1	2,000	878	8	..	..	1,114	..	..	..	..	..		
Haifa .. .. .	1	1	..	..	1	1	1	..	..	..	1	838	316	2	4	..	510	..	..	..	..	..		

TABLE XVI.

Occupation or means of livelihood. Part II (a).—General table. Details for districts and sub-districts.—continued  
Settled population

DISTRICT AND SUB DISTRICT	CLASS C.—PUBLIC ADMINISTRATION AND LIBERAL ARTS															
	SUB-CLASS VI.—PUBLIC FORCE.—concluded.						SUB-CLASS VII.—PUBLIC ADMINISTRATION.									
	GROUP 149. Police.						GROUP 150. Village watchmen and ghafirs.									
	EARNERS		Partly agricul- turalists		Depen- dants & working depen- dants		EARNERS		Partly agricul- turalists		Depen- dants & working depen- dants					
Males	Females	Males	Females	Both sexes	Males	Females	Males	Females	Males	Females	Both sexes					
1209	1210	1211	1212	1213	1214	1215	1216	1217	1218	1219	1220	1221	1222	1223	1224	1225
<b>PALESTINE</b> .. .. .	8,129	2,946	25	32	5,158	1,440	487	4	11	949	11,716	3,384	144	52	1	8,188
<b>SOUTHERN DISTRICT</b> .. .. .	2,224	750	4	6	1,470	365	112	2	3	251	3,805	1,190	38	21	1	2,577
Gaza Sub-district .. .. .	484	117	1	4	316	133	35	1	1	97	708	167	1	6	..	540
Beersheba Sub-district .. .. .	354	111	..	..	243	..	..	..	..	..	199	47	1	..	..	151
Jaffa Sub-district .. .. .	1,068	397	3	..	663	96	32	1	..	63	2,467	804	34	12	1	1,629
Ramle Sub-district .. .. .	878	125	..	2	248	186	45	..	2	91	481	172	2	2	..	257
<b>JERUSALEM DISTRICT</b> .. .. .	2,553	1,048	11	7	1,524	249	93	1	1	155	3,695	1,026	79	8	..	2,590
Hebron Sub-district .. .. .	886	86	..	..	250	30	9	..	..	21	313	68	1	1	..	244
Bethlehem Sub-district .. .. .	95	29	4	..	62	..	..	..	..	..	178	44	1	..	..	131
Jerusalem Sub-district .. .. .	2,015	885	7	..	1,123	179	62	1	..	116	3,019	856	75	6	..	2,088
Jericho Sub-district .. .. .	38	21	..	..	17	2	2	..	..	..	83	16	..	..	..	17
Ramallah Sub-district .. .. .	99	27	..	5	72	38	20	..	1	18	154	42	2	1	..	110
<b>NORTHERN DISTRICT</b> .. .. .	3,322	1,148	10	19	2,164	826	282	1	7	543	4,216	1,168	27	23	..	3,021
Tulkarm Sub-district .. .. .	270	92	1	4	177	76	23	..	2	53	284	74	2	6	..	208
Nablus Sub-district .. .. .	547	154	..	1	393	32	14	..	1	18	591	117	..	..	..	474
Jenin Sub-district .. .. .	150	39	..	..	111	77	24	..	4	53	189	44	1	..	..	144
Nazareth Sub-district .. .. .	267	95	1	..	171	41	11	..	..	30	361	87	..	2	..	274
Beisan Sub-district .. .. .	110	47	..	..	62	8	5	..	..	3	187	50	..	2	..	137
Tiberias Sub-district .. .. .	183	63	1	1	118	108	34	..	..	74	255	65	2	..	..	188
Haifa Sub-district .. .. .	983	417	3	6	563	344	133	..	..	211	1,522	507	20	2	..	995
Acra Sub-district .. .. .	516	132	..	5	384	31	10	..	..	21	486	135	1	3	..	350
Safad Sub-district .. .. .	296	109	2	1	185	109	28	..	..	80	341	89	1	2	..	251
<b>FOUR MAIN TOWNS</b> .. .. .	3,524	1,462	12	4	2,050	278	82	1	1	195	6,364	1,997	123	10	1	4,244
Jaffa .. .. .	658	233	2	..	418	24	4	..	..	20	1,543	494	8	6	1	1,041
Tel Aviv .. .. .	297	113	1	..	183	..	..	..	..	..	731	255	24	..	..	452
Jerusalem .. .. .	1,852	830	7	..	1,015	148	48	1	..	99	2,624	765	71	2	..	1,788
Haifa .. .. .	722	286	2	4	434	106	30	..	..	76	1,466	483	20	2	..	963

TOTAL ORDER 46.

PUBLIC ADMINISTRATION.

(Groups 151, 152, 153, 154 and 155).

T A B L E X V I .

Occupation or means of livelihood. Part II (a).—General table. Details for districts and sub-districts.—continued  
Settled population

CLASS C.—PUBLIC ADMINISTRATION AND LIBERAL ARTS  
SUB-CLASS VII.—PUBLIC ADMINISTRATION.—contd.

ORDER 46.—PUBLIC ADMINISTRATION.

DISTRICT AND SUB-DISTRICT	GROUP 151. Service of the state.										GROUP 152. Service of foreign states.										GROUP 153. Municipal and local council service.									
	Total earners and dependants		EARNERS		Partly agriculturalists		Dependants & working dependants		Total earners and dependants		EARNERS		Partly agriculturalists		Dependants & working dependants		Total earners and dependants		EARNERS		Partly agriculturalists		Dependants & working dependants							
			Males	Females	Males	Females	Males	Females			Males	Females	Males	Females			Males	Females			Males	Females	Males	Females						
	1226	1227	1228	1229	1230	1231	1232	1233	1234	1235	1236	1237	1238	1239	1240	1241	1242	1243	1244	1245	1246	1247	1248	1249	1250	1251				
PALESTINE .. .. .	7,056	2,120	109	25	..	4,827	100	6	..	..	217	3,412	891	19	17	1	2,502	..	..	..	..	..	..	..	..					
SOUTHERN DISTRICT .. .. .	2,192	699	27	7	..	1,466	26	2	..	..	38	1,230	335	7	9	1	888	..	..	..	..	..	..	..	..					
Gaza Sub-district .. .. .	320	84	1	1	..	235	..	..	..	..	2	318	64	..	5	..	254	..	..	..	..	..	..	..	..					
Beersheba Sub-district .. .. .	129	32	1	..	96	..	..	..	..	..	..	57	12	..	1	..	45	..	..	..	..	..	..	..	..					
Jaffa Sub-district .. .. .	1,585	537	24	..	1,024	64	..	2	..	..	36	684	211	7	3	..	466	..	..	..	..	..	..	..	..					
Ramle Sub-district .. .. .	158	46	1	2	..	111	..	..	..	..	..	171	48	..	..	..	123	..	..	..	..	..	..	..	..					
JERUSALEM DISTRICT .. .. .	2,175	650	60	3	..	1,465	52	4	..	..	146	1,035	269	11	2	..	755	..	..	..	..	..	..	..	..					
Hebron Sub-district .. .. .	198	46	1	..	151	..	..	..	..	..	..	79	19	..	1	..	60	..	..	..	..	..	..	..	..					
Bethlehem Sub-district .. .. .	64	19	..	..	45	4	1	..	..	..	3	102	24	..	..	..	78	..	..	..	..	..	..	..	..					
Jerusalem Sub-district .. .. .	1,781	541	..	3	1,183	196	51	4	..	..	141	824	219	11	..	..	594	..	..	..	..	..	..	..	..					
Jericho Sub-district .. .. .	29	14	..	..	15	..	..	..	..	..	..	1	1	..	..	..	..	..	..	..	..	..	..	..	..					
Ramallah Sub-district .. .. .	103	30	2	..	71	2	..	..	..	..	2	29	6	..	1	..	23	..	..	..	..	..	..	..	..					
NORTHERN DISTRICT .. .. .	2,689	771	22	15	..	1,896	22	..	..	..	33	1,147	287	1	6	..	859	..	..	..	..	..	..	..	..					
Tulkarm Sub-district .. .. .	166	46	1	3	119	..	..	..	..	..	..	74	17	..	1	..	57	..	..	..	..	..	..	..	..					
Nablus Sub-district .. .. .	386	75	..	..	311	1	..	..	..	..	1	131	25	..	..	..	106	..	..	..	..	..	..	..	..					
Jenin Sub-district .. .. .	160	33	..	5	127	..	..	..	..	..	..	17	9	..	..	..	8	..	..	..	..	..	..	..	..					
Nazareth Sub-district .. .. .	191	44	..	1	147	..	..	..	..	..	..	151	36	..	1	..	115	..	..	..	..	..	..	..	..					
Beisan Sub-district .. .. .	132	40	..	1	92	..	..	..	..	..	..	45	7	..	1	..	38	..	..	..	..	..	..	..	..					
Tiberias Sub-district .. .. .	150	41	..	..	109	..	..	..	..	..	..	83	18	..	..	..	65	..	..	..	..	..	..	..	..					
Haifa Sub-district .. .. .	1,001	347	..	..	635	45	19	..	..	..	26	443	134	1	2	..	308	..	..	..	..	..	..	..	..					
Acre Sub-district .. .. .	300	88	1	3	211	..	..	..	..	..	6	125	26	..	..	..	99	..	..	..	..	..	..	..	..					
Safad Sub-district .. .. .	203	57	1	2	145	7	1	..	..	..	..	78	15	..	..	..	63	..	..	..	..	..	..	..	..					
FOUR MAIN TOWNS .. .. .	4,094	1,351	96	5	2,647	197	74	6	..	..	117	1,633	468	17	5	1	1,148	..	..	..	..	..	..	..	..					
Jaffa .. .. .	1,111	369	6	3	736	28	10	1	..	..	17	309	95	1	3	..	213	..	..	..	..	..	..	..	..					
Tel Aviv .. .. .	415	153	16	..	246	33	14	1	..	..	18	271	83	6	..	..	182	..	..	..	..	..	..	..	..					
Jerusalem .. .. .	1,615	502	55	2	1,058	128	48	4	..	..	76	710	183	9	..	..	518	..	..	..	..	..	..	..	..					
Haifa .. .. .	953	327	19	..	607	8	2	..	..	..	6	343	107	1	2	..	235	..	..	..	..	..	..	..	..					

TABLE XVI.

Occupation or means of livelihood. Part II (a).—General table. Details for districts and sub-districts.—continued  
Settled population

DISTRICT AND SUB-DISTRICT	CLASS C.—PUBLIC ADMINISTRATION AND LIBERAL ARTS																
	SUB-CLASS VII.—PUBLIC ADMINISTRATION.—concluded.						SUB-CLASS VIII.—PROFESSIONS AND LIBERAL ARTS.										
	ORDER 46.—PUBLIC ADMINISTRATION.						TOTAL ORDER 47.										
	GROUP 154. Service of community.						RELIGION. (Groups 156, 157, 158 and 159).										
Total earners and depen- dants	EARNERS		Partly agricul- turists		Depen- dants & working depen- dants	Total earners and depen- dants	EARNERS		Partly agricul- turists		Depen- dants & working depen- dants	Total earners and depen- dants	EARNERS		Partly agricul- turists		Depen- dants & working depen- dants
	Males	Females	Males	Females			Males	Females	Males	Females			Males	Females	Males	Females	
1244	1245	1246	1247	1248	1249	1250	1251	1252	1253	1254	1255	1256	1257	1258	1259	1260	1261
PALESTINE .. .. .	280	65	2	..	213	645	208	8	10	..	429	11,912	3,092	182	44	..	8,638
SOUTHERN DISTRICT .. .. .	105	29	1	..	75	212	101	1	5	..	110	1,962	554	22	7	..	1,386
Gaza Sub-district .. .. .	25	9	..	..	16	48	10	..	..	..	33	570	134	5	3	..	431
Beersheba Sub-district .. .. .	3	1	..	..	2	10	2	..	..	..	8	34	7	..	..	..	27
Jaffa Sub-district .. .. .	75	19	..	..	55	59	11	..	5	..	48	892	273	..	..	..	607
Ramle Sub-district .. .. .	2	..	..	..	2	100	78	1	..	..	21	468	140	5	1	..	321
JERUSALEM DISTRICT .. .. .	70	13	..	..	57	213	42	4	3	..	167	7,799	2,039	111	17	..	5,649
Hebron Sub-district .. .. .	21	..	..	..	21	16	3	..	..	..	12	889	78	4	12	..	307
Bethlehem Sub-district .. .. .	..	..	..	..	..	6	..	1	..	..	5	294	110	1	..	..	183
Jerusalem Sub-district .. .. .	48	13	..	..	35	170	32	3	3	..	135	7,014	1,816	93	..	..	5,105
Jericho Sub-district .. .. .	1	..	..	..	1	9	1	..	..	..	1	6	4	..	..	..	2
Kamallah Sub-district .. .. .	..	..	..	..	..	20	6	..	..	..	14	96	31	..	5	..	52
NORTHERN DISTRICT .. .. .	105	23	1	..	81	220	65	3	2	..	152	2,151	499	49	20	..	1,603
Tulkarm Sub-district .. .. .	..	..	..	..	..	44	11	1	2	..	32	116	24	..	1	..	92
Nabius Sub-district .. .. .	48	8	..	..	40	25	9	..	..	..	16	273	58	8	1	..	206
Jenin Sub-district .. .. .	10	2	1	..	7	2	..	..	..	..	2	245	49	2	3	..	194
Nezareth Sub-district .. .. .	7	3	..	..	4	11	3	..	..	..	8	399	55	5	2	..	269
Reisan Sub-district .. .. .	5	1	..	..	4	5	2	..	..	..	3	54	17	3	..	..	34
Tiberias Sub-district .. .. .	..	..	..	..	..	21	5	2	..	..	14	166	36	8	2	..	122
Haifa Sub-district .. .. .	11	1	..	..	10	22	6	..	..	..	16	500	141	9	1	..	350
Acra Sub-district .. .. .	11	6	..	..	5	50	15	..	..	..	35	233	66	8	6	..	159
Safad Sub-district .. .. .	18	2	..	..	11	40	14	..	..	..	26	236	53	6	4	..	177
FOUR MAIN TOWNS .. .. .	251	73	1	..	177	189	31	3	..	..	155	7,569	2,084	112	..	..	5,373
Jaffa .. .. .	48	12	..	..	36	47	8	..	..	..	39	349	106	4	..	..	232
Tel Aviv .. .. .	11	4	1	..	6	1	1	..	..	..	..	345	107	8	..	..	230
Jerusalem .. .. .	45	13	..	..	32	126	19	3	..	..	..	6,546	1,777	92	..	..	4,677
Haifa .. .. .	147	44	..	..	103	15	3	..	..	..	12	396	94	8	..	..	234

TABLE XVI.

Occupation or means of livelihood. Part II (a).—General table. Details for districts and sub-districts.—continued  
Settled population

CLASS C. PUBLIC ADMINISTRATION AND LIBERAL ARTS  
SUB-CLASS VIII.—PROFESSIONS AND LIBERAL ARTS.

ORDER 47.—RELIGION.

DISTRICT AND SUB-DISTRICT	GROUP 156. Priests, ministers, sheikhs, and rabbis, etc.						GROUP 157. Inmates of monasteries, etc.						GROUP 158. Catechists, readers, church and mission service.										
	EARNERS		Partly agriculturalists		Dependants & working dependants		EARNERS		Partly agriculturalists		Dependants & working dependants		EARNERS		Partly agriculturalists		Dependants & working dependants						
	Males	Females	Males	Females	Both sexes	Males	Females	Males	Females	Males	Females	Both sexes	Males	Females	Males	Females	Both sexes	Males	Females	Both sexes			
1262	1263	1264	1265	1266	1267	1268	1269	1270	1271	1272	1273	1274	1275	1276	1277	1278	1279	1275	1276	1277	1278	1279	
PALESTINE ... ..	3,258	953	25	30	2,280	4,502	1,037	63	1	3,402	1,065	293	70	1	702	...	702	293	70	1	...	702	
SOUTHERN DISTRICT ... ..	794	197	4	4	593	99	34	1	...	64	433	128	12	1	293	...	293	128	12	1	...	293	
Gaza Sub-district	293	61	1	2	231	...	...	...	...	...	1	167	45	3	119	...	119	45	3	1	...	119	
Beersheba Sub-district	6	...	...	...	6	...	...	...	...	...	23	6	...	...	17	...	17	6	...	...	...	17	
Jaffa Sub-district	299	86	2	1	211	42	5	...	...	37	104	36	6	...	62	...	62	36	6	...	...	62	
Ramle Sub-district	196	50	1	1	145	58	29	1	...	26	139	41	3	...	95	...	95	41	3	...	...	95	
JERUSALEM DISTRICT ... ..	1,244	461	12	8	771	4,170	991	43	...	3,136	394	104	40	...	250	...	250	104	40	...	...	250	
Hebron Sub-district	188	40	2	4	146	...	...	...	...	...	11	1	2	...	8	...	8	1	2	...	...	8	
Bethlehem Sub-district	94	30	...	...	64	165	71	...	...	94	16	3	1	...	12	...	12	3	1	...	...	12	
Jerusalem Sub-district	911	369	10	...	532	3,991	920	31	...	3,040	347	96	36	...	215	...	215	96	36	...	...	215	
Jericho Sub-district	4	4	...	4	...	2	...	...	...	2	...	...	...	...	...	...	...	...	...	...	...	...	...
Ramallah Sub-district	47	18	...	4	29	12	...	12	...	...	...	...	...	...	15	...	...	...	...	...	...	...	15
NORTHERN DISTRICT ... ..	1,220	295	9	18	916	233	12	19	1	202	238	61	18	...	159	...	159	61	18	...	...	159	
Tulkarm Sub-district	102	21	...	1	81	...	...	...	...	...	8	1	...	...	7	...	...	...	...	...	...	...	7
Nablus Sub-district	165	35	...	1	130	4	...	4	...	...	72	16	...	...	52	...	...	...	...	...	...	...	52
Jenin Sub-district	219	44	...	3	175	1	...	1	...	...	3	3	...	...	1	...	...	...	...	...	...	...	1
Nazareth Sub-district	113	35	1	2	77	149	1	3	...	145	19	7	1	...	11	...	...	...	...	...	...	...	11
Beisan Sub-district	45	15	...	...	30	8	...	3	...	...	...	...	...	...	...	...	...	...	...	...	...	...	...
Tiberias Sub-district	88	17	...	1	71	9	...	7	...	...	1	3	...	...	4	...	...	...	...	...	...	...	4
Haifa Sub-district	224	72	...	1	152	49	3	1	...	45	62	15	6	...	41	...	...	...	...	...	...	...	41
Acra Sub-district	138	35	6	5	97	...	...	...	...	...	51	15	1	...	35	...	...	...	...	...	...	...	35
Safad Sub-district	126	21	2	4	103	18	7	...	...	11	15	3	4	...	8	...	...	...	...	...	...	...	8
FOUR MAIN TOWNS ... ..	1,238	467	12	...	759	3,702	918	32	...	2,752	480	139	46	...	295	...	295	139	46	...	...	295	
Jaffa ... ..	156	43	1	...	112	15	2	...	...	13	61	20	2	...	39	...	...	...	...	...	...	...	39
Tel Aviv ... ..	94	26	1	...	67	...	...	...	...	...	36	14	4	...	18	...	...	...	...	...	...	...	18
Jerusalem ... ..	856	353	10	...	493	3,645	913	31	...	2,701	325	92	35	...	198	...	...	...	...	...	...	...	198
Haifa ... ..	132	45	...	...	87	42	3	1	...	38	58	13	5	...	40	...	...	...	...	...	...	...	40

TABLE XVI.

Occupation or means of livelihood. Part II (a).—General table. Details for districts and sub-districts.—continued  
Settled population

DISTRICT AND SUB-DISTRICT	CLASS C.—PUBLIC ADMINISTRATION AND LIBERAL ARTS SUB-CLASS VIII.—PROFESSIONS AND LIBERAL ARTS.— <i>c mid.</i>																
	ORDER 47.—RELIGION.					TOTAL ORDER 48.					ORDER 48.—LAW.						
	GROUP 159. Burial ground service, pilgrim conductors, circumcisers, ritual slaughterers, beadles.					LAW. (Groups 160 and 161).					GROUP 160. Lawyers of all kinds, including judges, qadis, law agents.						
	Total earners and dependants	EARNERS		Partly agricultural-turists		Dependants & working dependants	Total earners and dependants	EARNERS		Partly agricultural-turists		Total earners and dependants	EARNERS		Partly agricultural-turists		Total earners and dependants
	1280	Males	Females	Males	Females	Both sexes	1286	Males	Females	Males	Females	1292	Males	Females	Males	Females	Both sexes
PALESTINE	3,087	809	24	12	2,254	2,527	670	29	22	1,828	1,473	357	3	14	1,113		
SOUTHERN DISTRICT	686	195	5	2	436	947	268	20	8	659	492	135	2	3	355		
Gaza Sub-district	110	28	1	...	81	123	21	...	2	102	56	10	...	1	46		
Beersheba Sub-district	4	1	...	...	3	60	16	...	...	44	8	2	...	...	6		
Jaffa Sub-district	447	146	4	2	297	677	216	20	4	441	376	114	...	...	260		
Ramle Sub-district	75	20	...	...	55	87	15	...	2	72	52	9	...	1	43		
JERUSALEM DISTRICT	1,991	483	16	9	1,492	780	204	5	6	571	553	126	...	5	427		
Hebron Sub-district	190	37	...	8	153	75	11	...	1	64	52	8	...	...	44		
Bethlehem Sub-district	19	6	...	...	13	28	7	...	...	21	26	5	...	...	21		
Jerusalem Sub-district	1,765	431	16	...	1,318	650	181	5	4	464	456	111	...	4	345		
Jericho Sub-district	...	...	...	...	...	5	1	...	...	4	...	...	...	...	...		
Ramallah Sub-district	17	9	...	1	8	22	4	...	1	18	19	2	...	1	17		
NORTHERN DISTRICT	460	131	3	1	326	800	198	4	8	598	428	96	...	6	331		
Tulkarm Sub-district	6	2	...	...	4	75	16	...	3	59	33	6	...	2	27		
Nablus Sub-district	81	7	...	...	24	189	30	...	1	109	107	19	...	1	88		
Jenin Sub-district	22	4	...	...	18	55	10	...	1	45	16	3	...	...	13		
Nazareth Sub-district	48	12	...	...	36	60	13	...	1	47	32	6	...	1	26		
Beisan Sub-district	6	2	...	...	4	...	...	...	...	...	...	...	...	...	...		
Tiberias Sub-district	165	15	...	...	46	56	16	...	...	40	22	7	...	...	15		
Haifa Sub-district	65	51	2	...	112	288	86	4	...	198	189	41	...	1	97		
Acre Sub-district	44	16	1	1	27	62	21	...	1	67	62	10	...	...	42		
Safad Sub-district	77	22	...	...	55	38	5	...	1	33	27	4	...	1	23		
FOUR MAIN TOWNS	2,149	560	22	...	1,567	1,524	462	29	5	1,033	916	255	3	4	753		
Jaffa	110	41	1	...	68	317	82	1	2	234	142	31	...	1	111		
Tel Aviv	215	67	3	...	145	335	126	19	...	190	294	80	...	...	142		
Jerusalem	1,720	419	16	...	1,285	586	168	5	3	413	412	103	2	...	309		
Haifa	104	33	2	...	69	286	86	4	...	186	188	41	1	...	96		

TABLE XVI.

Occupation or means of livelihood. Part II (a).—General table. Details for districts and sub-districts.—continued  
Settled population

CLASS C.—PUBLIC ADMINISTRATION AND LIBERAL ARTS  
SUB-CLASS VIII.—PROFESSIONS AND LIBERAL ARTS.—contd.

DISTRICT AND SUB-DISTRICT	ORDER 48.—LAW.						TOTAL ORDER 49.						ORDER 49.—MEDICINE.					
	GROUP 161.						MEDICINE.						GROUP 162.					
	Lawyers' clerks, petition writers, etc.						(Groups 162 and 163).						Medical practitioners of all kinds, including dentists, veterinary surgeons and orthopedists.					
	Total earners and dependants	EARNERS		Partly agriculturists		Dependants & working dependants	Total earners and dependants	EARNERS		Partly agriculturists		Dependants & working dependants	Total earners and dependants	EARNERS		Partly agriculturists		Dependants & working dependants
1298	1299	1300	1301	1302	1303	1304	1305	1306	1307	1308	1309	1310	1311	1312	1313	1314	1315	
Males	Females	Males	Females	Males	Females	Males	Females	Males	Females	Males	Females	Males	Females	Males	Females	Males	Females	Both sexes
PALESTINE	1,054	313	26	8	715	5,313	994	1,782	10	6	2,537	2,218	587	260	9	...	1,371	
SOUTHERN DISTRICT	455	133	18	5	304	2,053	385	695	2	2	973	901	218	144	2	...	539	
Gaza Sub-district	67	11	...	1	56	198	17	53	1	1	58	40	9	...	1	...	31	
Beersheba Sub-district	52	14	...	...	38	94	4	5	...	...	15	3	1	...	...	...	2	
Jaffa Sub-district	301	102	18	3	181	1,688	324	588	1	...	806	779	183	136	...	...	460	
Ramle Sub-district	35	6	...	1	29	213	40	79	...	1	94	79	25	8	...	...	46	
JERUSALEM DISTRICT	227	78	6	1	144	1,655	299	543	2	1	813	629	169	57	2	...	403	
Hebron Sub-district	23	3	...	1	20	57	8	22	1	...	27	21	5	1	...	...	15	
Bethlehem Sub-district	2	2	...	...	...	83	14	14	...	...	55	35	8	...	...	...	17	
Jerusalem Sub-district	194	70	5	...	119	4,440	268	494	1	...	688	557	151	55	...	...	351	
Jericho Sub-district	6	1	...	...	4	5	1	4	...	...	...	1	...	1	...	...	...	
Ramallah Sub-district	3	2	...	...	1	70	8	19	...	1	43	35	5	...	...	...	20	
NORTHERN DISTRICT	372	102	3	2	267	1,605	310	544	6	3	751	683	200	59	5	...	429	
Tulkarm Sub-district	42	10	...	1	32	76	11	34	...	2	31	25	7	1	...	...	17	
Nablus Sub-district	32	11	...	...	21	196	28	55	3	...	113	69	15	1	...	...	53	
Jenin Sub-district	89	7	...	1	32	64	5	32	1	...	27	23	4	...	...	...	18	
Nazareth Sub-district	28	7	...	...	21	140	20	58	1	...	62	48	11	6	...	...	31	
Beisan Sub-district	1	1	...	...	...	34	12	12	...	...	10	19	10	2	...	...	7	
Tiberias Sub-district	84	9	...	...	25	152	32	46	...	...	74	65	20	5	...	...	40	
Haifa Sub-district	149	45	3	...	101	708	156	226	...	...	324	357	195	42	...	...	210	
Acra Sub-district	36	11	...	...	25	196	21	35	1	...	70	41	10	...	...	...	31	
Safad Sub-district	11	1	...	...	10	111	25	46	...	1	40	42	18	2	...	...	22	
FOUR MAIN TOWNS	608	207	26	1	375	3,441	680	1,114	2	...	1,647	1,523	405	193	2	...	930	
Jaffa	175	51	1	1	123	863	73	62	1	...	228	134	37	1	...	...	96	
Tel Aviv	111	46	17	...	48	1,150	213	437	...	...	500	545	126	110	...	...	309	
Jerusalem	174	65	5	...	104	1,344	260	441	1	...	643	545	151	51	...	...	343	
Haifa	149	45	3	...	100	594	134	174	...	...	276	304	91	31	...	...	182	

TABLE XVI.

Occupation or means of livelihood. Part II (a).—General table. Details for districts and sub-districts.—continued  
Settled population

DISTRICT AND SUB-DISTRICT	TOTAL ORDER 50.										ORDER 50.—INSTRUCTION.									
	ORDER 49.—MEDICINE.					INSTRUCTION.					GROUP 164.					Professors and teachers, (excluding law, medicine, music, dancing and drawing) and clerks and servants connected with education.				
	Midwives, pharmaceutical chemists, nurses, masseurs, etc.		Partly agriculturists		Depen- dants & working depen- dants	EARNERS		Partly agriculturists		Total earners and depen- dants	EARNERS		Partly agriculturists		Total earners and depen- dants	EARNERS		Partly agriculturists		Total earners and depen- dants
	Males	Females	Males	Females	Both sexes	Males	Females	Males	Females	Both sexes	Males	Females	Males	Females	Both sexes	Males	Females	Males	Females	Both sexes
1316	1317	1318	1319	1320	1321	1322	1323	1324	1325	1326	1327	1328	1329	1330	1331	1332	1333	1334	1335	1336
PALESTINE ... ..	3,095	407	1,522	1	6	1,166	2,604	1,583	43	5	6,281	10,468	2,604	1,583	43	5	6,281	10,468	2,604	1,583
SOUTHERN DISTRICT ... ..	1,152	167	551	...	2	434	801	609	8	...	1,811	3,221	801	609	8	...	1,811	3,221	801	609
Gaza Sub-district	88	8	53	...	1	27	100	20	2	...	257	377	100	20	2	...	257	377	100	20
Beersheba Sub-district	21	3	5	...	...	13	11	4	...	...	39	54	11	4	...	...	39	54	11	4
Jaffa Sub-district	908	141	422	...	...	346	559	532	2	...	1,234	2,325	559	532	...	...	1,234	2,325	559	532
Ramle Sub-district	134	15	71	...	1	48	131	53	4	...	281	465	131	53	4	...	281	465	131	53
JERUSALEM DISTRICT ... ..	1,026	130	486	...	1	410	1,012	572	12	...	2,421	4,005	1,012	572	12	...	2,421	4,005	1,012	572
Hebron Sub-district	36	3	21	...	12	12	61	10	1	...	191	282	61	10	1	...	191	282	61	10
Bethlehem Sub-district	58	6	14	...	38	38	53	24	1	...	137	214	53	24	1	...	137	214	53	24
Jerusalem Sub-district	883	117	429	...	337	3,278	833	505	7	...	1,940	3,278	833	505	7	...	1,940	3,278	833	505
Jericho Sub-district	4	1	3	...	...	9	4	...	...	...	5	9	4	...	...	...	5	9	4	...
Ramallah Sub-district	45	3	19	...	23	242	61	33	3	...	148	242	61	33	3	...	148	242	61	33
NORTHERN DISTRICT ... ..	917	110	485	...	3	322	791	402	23	5	2,049	3,242	791	402	23	5	2,049	3,242	791	402
Tulkarm Sub-district	51	4	33	...	14	14	93	11	11	...	233	337	93	11	11	...	233	337	93	11
Nablus Sub-district	127	13	54	...	60	60	94	5	5	...	371	470	94	5	5	...	371	470	94	5
Jenin Sub-district	42	1	32	...	9	9	149	6	3	...	105	149	38	6	3	...	105	149	38	6
Nazareth Sub-district	92	9	52	...	31	332	72	48	...	...	212	332	72	48	...	...	212	332	72	48
Beisan Sub-district	15	2	10	...	3	81	24	19	1	...	38	81	24	19	1	...	38	81	24	19
Tiberias Sub-district	87	12	41	...	34	322	88	43	...	...	191	322	88	43	...	...	191	322	88	43
Haifa Sub-district	349	51	184	...	114	964	239	223	3	3	502	964	239	223	3	3	502	964	239	223
Accre Sub-district	85	11	35	...	39	273	66	23	3	...	184	273	66	23	3	...	184	273	66	23
Salad Sub-district	69	7	44	...	18	314	77	24	1	...	213	314	77	24	1	...	213	314	77	24
FOUR MAIN TOWNS ... ..	1,913	275	921	...	717	5,370	1,332	1,080	3	...	2,958	5,370	1,332	1,080	3	...	2,958	5,370	1,332	1,080
Jaffa ... ..	229	36	61	...	132	415	101	62	...	...	252	415	101	62	...	...	252	415	101	62
Tel Aviv ... ..	605	87	327	...	191	1,468	356	400	1	...	712	1,468	356	400	1	...	712	1,468	356	400
Jerusalem ... ..	789	109	390	...	300	2,780	712	454	1	...	1,624	2,780	712	454	1	...	1,624	2,780	712	454
Haifa ... ..	280	43	143	...	94	697	163	164	1	...	370	697	163	164	1	...	370	697	163	164

TABLE XVI.

Occupation or means of livelihood. Part II (a).—General table. Details for districts and sub-districts.—continued.  
Settled population

CLASS C.—PUBLIC ADMINISTRATION AND LIBERAL ARTS  
SUB-CLASS VIII.—PROFESSIONS AND LIBERAL ARTS.—contd.

DISTRICT AND SUB-DISTRICT	ORDER 51.—LETTERS AND ARTS AND SCIENCES.										GROUP 165.										GROUP 166.																			
	TOTAL ORDER 51.										Public scribes, stenographers, etc.										Architects, surveyors, engineers and their employees																			
	LETTERS AND ARTS AND SCIENCES.					Depen- dants & working depen- dants					EARNERS					Partly agricul- turists					Total earners and depen- dants					EARNERS					Partly agricul- turists					Total earners and depen- dants				
	EARNERS		Partly agricul- turists		Depen- dants & working depen- dants		EARNERS		Partly agricul- turists		Total earners and depen- dants		EARNERS		Partly agricul- turists		Total earners and depen- dants		EARNERS		Partly agricul- turists		Total earners and depen- dants		EARNERS		Partly agricul- turists		Total earners and depen- dants											
1334	1335	1336	1337	1338	1339	1340	1341	1342	1343	1344	1345	1346	1347	1348	1349	1350	1351	1340	1341	1342	1343	1344	1345	1346	1347	1348	1349	1350	1351											
PALESTINE .. .. .	4,984	1,862	359	12	2,763	297	57	44	..	..	196	2,393	1,058	23	8	..	1,313	..	..	..	..	..	2,393	1,058	23	8	..	1,313												
SOUTHERN DISTRICT .. .. .	2,152	789	209	7	1,154	120	22	17	..	..	81	921	407	7	5	..	607	..	..	..	..	..	921	407	7	5	..	607												
Gaza Sub-district .. .. .	244	74	16	..	154	16	4	..	..	..	12	88	35	..	..	..	53	..	..	..	..	..	88	35	..	..	..	53												
Beersheba Sub-district .. .. .	10	4	1	..	5	2	1	..	..	..	1	3	1	..	..	..	2	..	..	..	..	..	3	1	..	..	..	2												
Jaffa Sub-district .. .. .	1,780	645	187	7	898	95	14	17	..	..	64	725	322	7	5	..	396	..	..	..	..	..	725	322	7	5	..	396												
Ramle Sub-district .. .. .	168	66	5	..	97	7	3	..	..	..	4	105	49	..	..	..	56	..	..	..	..	..	105	49	..	..	..	56												
JERUSALEM DISTRICT .. .. .	1,523	547	98	1	878	104	22	26	..	..	56	718	292	12	..	..	414	..	..	..	..	..	718	292	12	..	..	414												
Hebron Sub-district .. .. .	76	21	1	..	54	11	3	..	..	..	8	16	6	..	..	..	10	..	..	..	..	..	16	6	..	..	..	10												
Bethlehem Sub-district .. .. .	57	14	..	1	43	..	..	..	..	..	..	25	3	..	..	..	22	..	..	..	..	..	25	3	..	..	..	22												
Jerusalem Sub-district .. .. .	1,339	483	95	..	761	98	19	26	..	..	48	653	268	12	..	..	373	..	..	..	..	..	653	268	12	..	..	373												
Jericho Sub-district .. .. .	21	21	..	..	..	..	..	..	..	..	..	13	2	..	..	..	9	..	..	..	..	..	13	2	..	..	..	9												
Ramallah Sub-district .. .. .	80	8	2	..	20	..	..	..	..	..	..	11	..	..	..	..	..	..	..	..	..	..	11	..	..	..	..	..												
NORTHERN DISTRICT .. .. .	1,309	526	52	4	731	73	13	1	..	..	59	754	359	4	3	..	391	..	..	..	..	..	754	359	4	3	..	391												
Tulkarm Sub-district .. .. .	34	21	4	..	9	2	1	..	..	..	1	23	16	..	..	..	7	..	..	..	..	..	23	16	..	..	..	7												
Nablus Sub-district .. .. .	102	26	6	1	70	..	..	..	..	..	..	31	7	..	..	..	24	..	..	..	..	..	31	7	..	..	..	24												
Jenin Sub-district .. .. .	28	20	..	1	8	..	..	..	..	..	..	17	15	..	..	..	2	..	..	..	..	..	17	15	..	..	..	2												
Nazareth Sub-district .. .. .	58	13	..	1	40	8	..	..	..	..	8	26	8	..	..	..	18	..	..	..	..	..	26	8	..	..	..	18												
Beisan Sub-district .. .. .	29	21	..	..	8	..	..	..	..	..	..	21	14	..	..	..	7	..	..	..	..	..	21	14	..	..	..	7												
Tiberias Sub-district .. .. .	81	39	2	..	40	..	..	..	..	..	..	56	32	..	..	..	24	..	..	..	..	..	56	32	..	..	..	24												
Haifa Sub-district .. .. .	777	305	39	1	433	41	8	1	..	..	32	520	230	4	..	..	286	..	..	..	..	..	520	230	4	..	..	286												
Haifa Sub-district .. .. .	60	18	1	..	41	6	2	..	..	..	4	14	1	..	..	..	13	..	..	..	..	..	14	1	..	..	..	13												
Acra Sub-district .. .. .	145	63	..	..	82	16	2	..	..	..	14	46	36	..	..	..	10	..	..	..	..	..	46	36	..	..	..	10												
Safad Sub-district .. .. .	..	..	..	..	..	..	..	..	..	..	..	..	..	..	..	..	..	..	..	..	..	..	..	..	..	..	..	..												
FOUR MAIN TOWNS .. .. .	3,504	1,308	307	5	1,889	220	41	44	..	..	135	1,718	737	23	4	..	958	..	..	..	..	..	1,718	737	23	4	..	958												
Jaffa .. .. .	317	89	27	5	201	58	12	..	..	..	46	106	35	2	4	..	69	..	..	..	..	..	106	35	2	4	..	69												
Tel Aviv .. .. .	1,254	492	154	..	608	28	2	17	..	..	9	517	239	5	..	..	273	..	..	..	..	..	517	239	5	..	..	273												
Jerusalem .. .. .	1,267	460	93	..	714	93	19	26	..	..	48	629	258	12	..	..	359	..	..	..	..	..	629	258	12	..	..	359												
Haifa .. .. .	668	267	33	..	366	41	8	1	..	..	32	468	205	4	..	..	257	..	..	..	..	..	468	205	4	..	..	257												

TABLE XVI.

Occupation or means of livelihood. Part II (a).—General table. Details for districts and sub-districts.—continued Settled population

DISTRICT AND SUB-DISTRICT	CLASS C.—PUBLIC ADMINISTRATION AND LIBERAL ARTS SUB-CLASS VIII.—PROFESSIONS AND LIBERAL ARTS.—contd.										TOTAL ORDER 52.					
	ORDER 51.—LETTERS AND ARTS AND SCIENCES.					GROUP 168. Music composers and masters, players on all kinds of instruments (not military or police) singers, actors, and dancers.					OTHER PROFESSIONAL OCCUPATIONS. (Group 169).					
	GROUP 167. Others (authors, photographers, astronomers, meteorologists, botanists, archaeologists, artists, sculptors, etc.)		GROUP 168. Music composers and masters, players on all kinds of instruments (not military or police) singers, actors, and dancers.		GROUP 169. Partly agricultural-turists		EARNERS		Total earners and dependants		EARNERS		Partly agricultural-turists		Dependants & working dependants	
	Total earners and dependants	Males	Females	Males	Females	Total earners and dependants	Males	Females	Males	Females	Males	Females	Males	Females	Males	Females
PALESTINE .. .. .	1,185	440	89	3	656	1,109	307	203	1	599	277	8	69	2	200	
Southern District .. .. .	526	197	49	2	280	685	163	136	..	286	104	7	22	1	75	
Gaza Sub-district .. .. .	9	5	..	..	4	181	30	16	..	85	33	1	3	..	29	
Beersheba Sub-district .. .. .	3	..	..	..	2	2	2	..	..	..	..	..	..	..	..	
Jaffa Sub-district .. .. .	491	186	47	2	258	419	123	116	..	180	..	6	10	..	37	
Ramle Sub-district .. .. .	23	6	1	..	16	33	8	4	..	21	18	..	9	..	9	
JERUSALEM DISTRICT .. .. .	420	156	28	..	236	281	77	32	1	172	67	..	7	..	60	
Hebron Sub-district .. .. .	4	2	1	..	1	45	10	..	..	35	26	..	2	..	24	
Bethlehem Sub-district .. .. .	6	4	..	..	2	28	7	..	1	19	9	..	..	..	9	
Jerusalem Sub-district .. .. .	401	142	27	..	232	192	54	30	..	108	82	..	5	..	27	
Jericho Sub-district .. .. .	8	8	..	..	..	..	..	..	..	..	..	..	..	..	..	
Ramallah Sub-district .. .. .	1	..	..	..	1	18	6	2	..	10	..	..	..	..	..	
NORTHERN DISTRICT .. .. .	239	87	12	1	140	243	67	35	..	141	106	1	40	1	65	
Tulkarm Sub-district .. .. .	2	1	..	..	1	7	3	4	..	..	..	..	..	..	..	
Nablus Sub-district .. .. .	16	8	1	..	7	55	11	5	..	39	26	..	1	..	25	
Jenin Sub-district .. .. .	11	5	..	..	6	..	..	..	..	..	17	..	..	..	17	
Nazareth Sub-district .. .. .	19	5	..	..	14	..	..	..	..	..	4	..	4	..	..	
Beisan Sub-district .. .. .	8	7	..	..	1	..	..	..	..	..	..	..	..	..	..	
Tiberias Sub-district .. .. .	11	5	..	..	6	14	2	2	..	10	12	..	..	..	3	
Haifa Sub-district .. .. .	140	46	10	1	84	76	21	24	..	31	11	..	5	..	6	
Acre Sub-district .. .. .	11	4	1	..	6	18	11	..	..	18	18	..	11	..	7	
Safad Sub-district .. .. .	21	6	..	..	15	62	19	..	..	43	18	..	11	..	7	
FOUR MAIN TOWNS .. .. .	930	342	79	1	509	636	188	161	..	287	71	6	13	..	52	
Jaffa .. .. .	35	11	..	1	24	118	31	25	..	62	2	..	1	..	1	
Tel Aviv .. .. .	433	165	..	..	222	376	86	86	..	104	41	6	4	..	31	
Jerusalem .. .. .	868	131	26	..	212	176	52	29	..	95	24	..	5	..	19	
Haifa .. .. .	98	35	7	..	51	66	19	21	..	26	4	..	3	..	1	

Occupation or means of livelihood. Part II (a).—General table. Details for districts and sub-districts.—continued  
Settled population

DISTRICT AND SUB-DISTRICT		CLASS C.—PUBLIC ADMINISTRATION AND LIBERAL ARTS																				
		SUB-CLASS VIII.—PROFESSIONS AND LIBERAL ARTS.—concluded.								SUB-CLASS IX.—PERSONS LIVING ON THEIR INCOME.												
		ORDER 52.—OTHER PROFESSIONAL OCCUPATIONS.				TOTAL ORDER 53.				ORDER 53.—PERSONS LIVING PRINCIPALLY ON THEIR INCOMES.				ORDER 53.—PERSONS LIVING PRINCIPALLY ON THEIR INCOMES.								
		GROUP 169. House management not domestic service.				PERSONS LIVING PRINCIPALLY ON THEIR INCOME. (Groups 170 and 171).				GROUP 170. Proprietors (other than of agricultural land), scholarship holders and pensioners.				GROUP 170. Proprietors (other than of agricultural land), scholarship holders and pensioners.								
1370	1371	1372	1373	1374	1375	1376	1377	1378	1379	1380	1381	1382	EARNERS		1383	1384	Partly agricultural-turists		1385	1386	1387	
													Males	Females			Males	Females				Males
PALESTINE .. .. .	277	8	69	..	2	200	23,797	2,881	1,778	110	27	19,138	12,737	2,460	1,679	102	16	8,598				
SOUTHERN DISTRICT .. .. .	104	7	22	..	1	75	6,323	1,160	602	17	4	4,561	3,937	859	575	17	4	2,503				
Gaza Sub-district .. .. .	88	1	3	..	..	29	379	39	38	3	1	302	214	34	29	3	1	151				
Beersheba Sub-district .. .. .	..	..	..	..	..	75	75	5	4	..	..	66	39	5	4	..	..	30				
Jaffa Sub-district .. .. .	53	6	10	..	1	5,271	1,050	509	..	11	3	3,712	3,890	761	495	11	3	2,134				
Ramle Sub-district .. .. .	18	..	9	..	..	598	66	51	..	3	..	481	294	59	47	3	..	188				
JERUSALEM DISTRICT .. .. .	67	..	7	..	60	11,409	897	616	28	9	9,896	4,726	839	579	23	6	3,308					
Hebron Sub-district .. .. .	28	..	2	..	24	761	36	30	7	..	695	250	36	23	7	..	191					
Bethlehem Sub-district .. .. .	9	..	..	..	9	2,703	129	45	3	1	2,529	706	113	42	1	..	55					
Jerusalem Sub-district .. .. .	32	..	5	..	27	6,680	685	529	15	6	5,446	3,630	660	509	15	6	2,461					
Jericho Sub-district .. .. .	..	..	..	..	..	26	8	1	..	..	17	11	11	8	1	..	2					
Ramallah Sub-district .. .. .	..	..	..	..	..	1,259	39	11	3	2	1,209	129	129	22	4	..	103					
NORTHERN DISTRICT .. .. .	106	1	40	..	65	6,065	824	560	65	14	4,681	4,074	762	525	62	6	2,787					
Tulkarm Sub-district .. .. .	..	..	..	..	..	176	25	16	1	..	135	145	23	16	1	..	106					
Nablus Sub-district .. .. .	26	..	1	..	25	861	121	56	21	8	684	561	114	40	18	..	407					
Jenin Sub-district .. .. .	17	..	..	..	17	139	27	12	2	..	130	145	26	12	..	..	107					
Nazareth Sub-district .. .. .	4	..	4	..	..	801	64	60	2	..	677	338	52	57	2	..	227					
Beisan Sub-district .. .. .	..	..	..	..	..	68	11	14	..	..	43	68	11	14	..	..	41					
Tiberias Sub-district .. .. .	12	..	8	..	3	643	64	54	..	..	525	375	61	53	..	..	261					
Haifa Sub-district .. .. .	11	..	5	..	6	2,482	366	256	27	2	1,810	1,844	356	253	27	2	1,235					
Acra Sub-district .. .. .	18	..	11	..	7	495	76	58	10	4	361	376	75	52	10	4	249					
Safad Sub-district .. .. .	18	..	11	..	7	420	70	34	2	..	316	226	44	28	2	..	154					
FOUR MAIN TOWNS .. .. .	71	6	13	..	52	12,665	1,941	1,183	27	5	9,541	8,051	1,633	1,155	27	5	5,263					
Jaffa .. .. .	2	..	1	..	1	1,643	289	210	5	3	1,144	1,431	280	209	5	3	942					
Tel Aviv .. .. .	41	6	4	..	31	2,957	681	245	4	..	2,031	1,625	405	239	4	..	981					
Jerusalem .. .. .	24	..	5	..	19	5,823	644	492	10	2	4,687	3,254	626	473	10	2	2,155					
Haifa .. .. .	4	..	3	..	1	2,242	327	236	8	..	1,679	1,741	322	234	8	..	1,185					

TABLE XVI.

Occupation or means of livelihood. Part II (a).—General table. Details for districts and sub-districts.—continued  
Settled population

DISTRICT AND SUB-DISTRICT	CLASS C.—PUBLIC ADMINISTRATION AND LIBERAL ARTS. SUB-CLASS IX.—PERSONS LIVING ON THEIR INCOME.—concluded.										CLASS D.—MISCELLANEOUS SUB-CLASS X.—DOMESTIC SERVICE.											
	ORDER 53.—PERSONS LIVING PRINCIPALLY ON THEIR INCOMES.					TOTAL ORDER 54.					ORDER 54.—DOMESTIC SERVICE.					GROUP 172.						
	RECEIVERS OF REMITTANCES FROM ABROAD.					DOMESTIC SERVICE. (Groups 172 and 173).					COOKS, WATER CARRIERS, DOORKEEPERS, WATCHMEN AND OTHER INDOOR SERVANTS.					GROUP 172.						
	Total earners and depen- dants		EARNERS		Partly agricul- turlists	Depen- dants & working depen- dants		Total earners and depen- dants		EARNERS		Partly agricul- turlists	Depen- dants & working depen- dants		Total earners and depen- dants		EARNERS		Partly agricul- turlists	Depen- dants & working depen- dants		
1388	1389	1390	1391	1392	1393	1394	1395	1396	1397	1398	1399	1400	1401	1402	1403	1404	1405	1406	1407	1408	1409	
Males	Females	Males	Females	Both sexes	Males	Females	Males	Females	Both sexes	Males	Females	Males	Females	Both sexes	Males	Females	Males	Females	Both sexes	Males	Females	
PALESTINE .. .. .	11,060	421	99	8	11	10,540	17,248	3,908	6,238	56	14	7,102	17,186	3,887	6,235	55	14	7,066				
Southern District .. .. .	2,386	301	27	..	..	2,088	4,824	1,164	1,761	20	4	1,899	4,802	1,157	1,761	19	4	1,884				
Gaza Sub-district .. .. .	165	5	9	..	..	151	456	125	89	7	..	242	449	124	89	7	..	236				
Beersheba Sub-district .. .. .	36	..	..	..	..	36	96	31	4	..	..	61	96	31	4	..	..	61				
Jaffa Sub-district .. .. .	1,881	289	14	..	..	1,578	3,260	761	1,368	9	4	1,131	3,247	756	1,368	..	..	1,123				
Ramle Sub-district .. .. .	304	7	4	..	..	293	1,012	247	300	4	..	465	1,010	246	300	..	..	464				
JERUSALEM DISTRICT .. .. .	6,683	58	37	5	3	6,598	6,383	1,523	2,338	19	5	3,022	6,875	1,520	2,337	19	5	3,018				
Hebron Sub-district .. .. .	511	..	7	..	..	504	613	128	82	6	1	403	613	128	82	6	1	403				
Bethlehem Sub-district .. .. .	1,997	16	3	2	1	1,978	396	105	107	..	..	184	396	105	107	..	..	184				
Jerusalem Sub-district .. .. .	3,030	25	20	..	..	2,985	5,502	1,215	2,027	11	2	2,260	5,486	1,213	2,026	11	2	2,257				
Jericho Sub-district .. .. .	16	..	..	..	..	15	31	12	12	..	..	7	29	11	12	..	..	6				
Ramallah Sub-district .. .. .	1,130	17	7	3	2	1,106	341	63	110	2	..	168	341	63	110	2	..	168				
NORTHERN DISTRICT .. .. .	1,991	62	35	3	8	1,894	5,541	1,221	2,139	17	5	2,181	5,511	1,210	2,137	17	5	2,164				
Tulkarm Sub-district .. .. .	81	2	..	..	..	29	286	74	89	8	..	123	282	71	89	8	..	122				
Nablus Sub-district .. .. .	300	7	16	3	8	277	748	197	146	4	..	405	741	194	146	4	..	401				
Jenin Sub-district .. .. .	24	..	..	..	..	23	176	48	81	..	..	47	174	47	81	..	..	46				
Nazareth Sub-district .. .. .	465	12	3	..	..	450	503	89	210	..	..	204	502	89	209	..	..	204				
Beisan Sub-district .. .. .	3	..	..	..	..	2	163	66	35	..	..	61	162	66	35	..	..	61				
Tiberias Sub-district .. .. .	268	3	1	..	..	264	332	61	155	..	..	136	346	60	155	..	..	131				
Haifa Sub-district .. .. .	588	10	3	..	..	575	2,331	517	1,038	3	3	766	2,311	514	1,037	3	3	760				
Acre Sub-district .. .. .	119	1	6	..	..	112	507	90	205	..	..	212	507	90	205	..	..	212				
Safad Sub-district .. .. .	194	26	6	..	..	162	486	79	180	2	..	227	486	79	180	2	..	227				
FOUR MAIN TOWNS .. .. .	4,614	308	28	..	..	4,278	9,701	2,148	4,009	12	3	3,544	9,674	2,139	4,008	11	3	3,527				
Jaffa .. .. .	212	9	1	..	..	202	1,781	555	512	4	1	664	1,722	551	512	3	1	659				
Tel Aviv .. .. .	1,332	276	6	..	..	1,050	1,119	128	675	..	..	316	1,115	127	675	..	..	313				
Jerusalem .. .. .	2,589	18	19	..	..	2,522	4,889	1,023	1,930	5	1	1,936	4,882	1,021	1,929	5	1	1,932				
Haifa .. .. .	501	5	2	..	..	494	1,968	442	892	3	1	628	1,955	440	892	3	1	623				

Occupation or means of livelihood. Part II (a).—General table. Details for districts and sub-districts.—continued  
Settled population

DISTRICT AND SUB-DISTRICT	CLASS D.—MISCELLANEOUS																			
	SUB-CLASS X.—DOMESTIC SERVICE.—concluded.							SUB-CLASS XI.—INSUFFICIENTLY DESCRIBED OCCUPATIONS.												
	ORDER 54.—DOMESTIC SERVICE.							TOTAL ORDER 55.												
	GROUP 173. Private grooms, chauffeurs, etc.							GENERAL TERMS NOT INDICATING THE PRECISE OCCUPATION. (Groups 174, 175, 176 and 177).												
Total earners and depen- dants	EARNERS		Partly agricul- turists		Depen- dants & working depen- dants		Total earners and depen- dants	EARNERS		Partly agricul- turists		Depen- dants & working depen- dants		Total earners and depen- dants	EARNERS		Partly agricul- turists		Depen- dants & working depen- dants	
	Males	Females	Males	Females	Males	Females		Both sexes	Males	Females	Males	Females	Males		Females	Both sexes	Males	Females	Males	Females
1406	1407	1408	1409	1410	1411	1412	1413	1414	1415	1416	1417	1418	1419	1420	1421	1422	1423			
PALESTINE .. .. .	60	21	3	1	36	45,848	15,507	1,616	212	28,725	4,537	1,308	70	17	3,159					
SOUTHERN DISTRICT .. .. .	22	7	...	1	15	15,113	5,244	710	22	9,159	2,281	676	45	2	1,560					
Gaza Sub-district .. .. .	7	1	...	...	6	784	201	4	4	579	129	30	1	1	98					
Beersheba Sub-district .. .. .	...	...	...	...	...	298	77	3	...	213	140	29	3	...	108					
Jaffa Sub-district .. .. .	13	5	...	1	8	12,994	4,606	692	...	7,696	1,988	605	41	...	1,337					
Ramle Sub-district .. .. .	2	1	...	...	1	1,042	360	11	4	671	29	12	...	...	17					
JERUSALEM DISTRICT .. .. .	8	3	1	...	4	11,245	3,722	370	38	7,153	752	206	15	2	531					
Hebron Sub-district .. .. .	...	...	...	...	...	1,837	501	15	13	1,121	139	44	2	1	93					
Bethlehem Sub-district .. .. .	...	...	...	...	...	1,037	311	17	6	729	24	5	...	...	19					
Jerusalem Sub-district .. .. .	6	2	...	...	3	7,337	2,329	326	6	4,682	501	128	13	...	360					
Jericho Sub-district .. .. .	2	1	...	...	1	698	427	8	1	263	5	3	...	...	2					
Ramallah Sub-district .. .. .	...	...	...	...	...	516	154	4	12	358	83	26	...	...	57					
NORTHERN DISTRICT .. .. .	30	11	2	...	17	19,490	6,541	536	152	12,413	1,504	426	10	13	1,068					
Tulkarm Sub-district .. .. .	4	3	...	...	1	314	94	4	3	216	79	17	...	...	62					
Nablus Sub-district .. .. .	7	3	...	...	4	488	147	1	8	345	55	27	...	...	28					
Jenin Sub-district .. .. .	2	1	...	...	1	277	111	2	2	164	41	7	...	...	34					
Nazareth Sub-district .. .. .	1	...	1	...	...	8,313	896	88	18	2,329	395	81	...	...	314					
Reisan Sub-district .. .. .	...	...	...	...	...	745	281	28	2	436	13	8	...	...	4					
Tiberias Sub-district .. .. .	6	1	...	...	5	758	301	30	10	427	83	10	...	...	23					
Haifa Sub-district .. .. .	10	3	1	...	6	11,788	4,169	298	105	7,322	625	215	5	5	405					
Acra Sub-district .. .. .	...	...	...	...	...	684	242	45	4	397	94	19	3	...	72					
Safad Sub-district .. .. .	...	...	...	...	...	1,117	300	40	...	777	169	42	1	...	126					
FOUR MAIN TOWNS .. .. .	27	9	1	...	17	24,893	8,819	1,126	22	14,948	2,517	785	57	...	1,675					
Jaffa .. .. .	9	4	...	...	5	3,448	1,415	35	3	1,993	491	157	5	...	329					
Tel Aviv .. .. .	4	1	...	...	3	7,950	2,664	603	3	4,683	1,181	365	34	...	782					
Jerusalem .. .. .	7	2	1	...	4	6,879	2,192	313	2	4,374	472	119	13	...	340					
Haifa .. .. .	7	2	...	...	5	6,621	2,548	175	14	3,898	378	144	5	...	224					

GROUP 174.  
Manufacturers, business men and contractors other-  
wise unspecified, general merchants.

ORDER 55.—GENERAL TERMS NOT INDICATING THE  
PRECISE OCCUPATION.

ORDER 54.—DOMESTIC SERVICE.  
GROUP 173.  
Private grooms, chauffeurs, etc.

TABLE XVI.

Occupation or means of livelihood. Part II (a).—General Table. Details for districts and sub-districts.—continued  
Settled population

CLASS D.—MISCELLANEOUS  
SUB-CLASS XI.—INSUFFICIENTLY DESCRIBED OCCUPATIONS.—concluded.

ORDER 55.—GENERAL TERMS NOT INDICATING THE PRECISE OCCUPATION.

DISTRICT AND SUB-DISTRICT	GROUP 175. Cashiers, accountants, bookkeepers, clerks and other employees in unspecified offices, warehouses and shops.						GROUP 176. Mechanics otherwise unspecified.						GROUP 177. Labourers and workmen otherwise unspecified.											
	Total earners and depen- dants		EARNERS		Partly agricul- turlists		Depen- dants & working depen- dants		Total earners and depen- dants		EARNERS		Partly agricul- turlists		Depen- dants & working depen- dants		Total earners and depen- dants		EARNERS		Partly agricul- turlists		Depen- dants & working depen- dants	
			Males	Females	Males	Females	Males	Females			Males	Females	Males	Females			Males	Females			Males	Females		
	1424	1425	1426	1427	1428	1429	1430	1431	1432	1433	1434	1435	1436	1437	1438	1439	1440	1441						
PALESTINE .. .. .	10,946	3,705	680	22	...	3,871	1,406	16	13	...	2,449	26,494	9,088	850	160	...	16,556							
SOUTHERN DISTRICT .. .. .	4,309	1,528	311	10	...	1,861	563	6	6	...	1,092	6,862	2,477	348	4	...	4,037							
Gaza Sub-district .. .. .	99	24	...	1	...	117	28	...	1	...	89	439	119	3	1	...	317							
Beersheba Sub-district .. .. .	17	2	...	...	...	34	6	...	...	...	28	102	40	...	...	...	62							
Jaffa Sub-district .. .. .	4,034	1,439	303	8	...	1,109	437	5	3	...	727	5,908	2,125	343	2	...	3,340							
Ramle Sub-district .. .. .	159	63	8	1	...	311	92	1	2	...	248	513	193	2	1	...	318							
JERUSALEM DISTRICT .. .. .	3,857	1,172	236	3	...	739	310	5	1	...	474	5,847	2,034	114	32	...	3,699							
Hebron Sub-district .. .. .	41	10	...	1	...	23	4	...	...	...	19	1,434	443	13	11	...	978							
Bethlehem Sub-district .. .. .	38	6	...	...	...	35	12	...	...	...	23	970	288	17	6	...	665							
Jerusalem Sub-district .. .. .	8,755	1,138	236	1	...	695	274	5	1	...	416	2,386	789	72	3	...	1,525							
Jericho Sub-district .. .. .	13	13	...	1	...	15	15	...	...	...	...	665	396	8	...	...	261							
Ramallah Sub-district .. .. .	20	5	...	...	...	21	5	...	...	...	16	392	118	4	12	...	270							
NORTHERN DISTRICT .. .. .	2,780	1,005	133	9	...	1,421	533	5	6	...	883	13,785	4,577	388	124	...	8,920							
Tulkarm Sub-district .. .. .	87	33	2	3	...	43	13	...	...	...	30	105	31	2	...	...	72							
Nablus Sub-district .. .. .	176	43	...	2	...	21	9	...	...	...	12	941	68	1	3	...	172							
Jenin Sub-district .. .. .	6	1	...	...	...	17	4	...	...	...	13	214	99	1	...	...	114							
Nazareth Sub-district .. .. .	95	33	...	...	...	108	34	...	...	...	69	720	748	87	15	...	1,885							
Beisan Sub-district .. .. .	49	24	5	...	...	20	14	...	...	...	3	666	235	22	2	...	409							
Tiberias Sub-district .. .. .	190	40	5	...	...	80	23	...	...	...	57	525	228	25	10	...	272							
Haifa Sub-district .. .. .	2,138	790	116	2	...	1,076	411	2	5	...	663	7,850	2,753	175	93	...	5,022							
Acre Sub-district .. .. .	39	20	...	2	...	19	19	3	1	...	29	500	184	39	1	...	277							
Safad Sub-district .. .. .	71	21	3	...	...	13	6	...	...	...	7	364	231	36	...	...	597							
FOUR MAIN TOWNS .. .. .	9,478	3,148	627	6	...	2,263	882	10	2	...	1,391	10,615	4,004	432	14	...	6,179							
Jaffa .. .. .	735	268	9	3	...	339	124	...	...	...	205	1,888	866	21	...	...	1,001							
Tel Aviv .. .. .	2,398	1,101	282	1	...	515	202	4	...	...	309	2,956	996	283	2	...	1,677							
Jerusalem .. .. .	3,523	1,075	229	1	...	635	247	5	1	...	383	3,249	751	66	...	...	1,432							
Haifa .. .. .	1,923	704	107	1	...	804	309	1	1	...	494	3,523	1,391	62	12	...	2,069							

TABLE XVI.

Occupation or means of livelihood. Part II (a).—General table. Details for districts and sub-districts.—continued.

CLASS D.—MISCELLANEOUS  
SUB-CLASS XII.—UNPRODUCTIVE.


DISTRICT AND SUB-DISTRICT	TOTAL ORDER 56. INMATES OF JAILS, ASYLUMS AND HOSPITALS. (Group 178).										TOTAL ORDER 57. PERSONS SUPPORTED BY CHARITY, BEGGARS, VAGRANTS PROSTITUTES. (Groups 179 and 180).										
	TOTAL ORDER 56. INMATES OF JAILS, ASYLUMS AND HOSPITALS. (Group 178).					ORDER 56. INMATES OF JAILS, ASYLUMS AND HOSPITALS. (Group 178).					TOTAL ORDER 57. PERSONS SUPPORTED BY CHARITY, BEGGARS, VAGRANTS PROSTITUTES. (Groups 179 and 180).					TOTAL ORDER 57. PERSONS SUPPORTED BY CHARITY, BEGGARS, VAGRANTS PROSTITUTES. (Groups 179 and 180).					
	Total earners and depen- dants	EARNERS		Partly agricul- tursts		Depen- dants & working depen- dants	Both sexes	Total earners and depen- dants	EARNERS		Partly agricul- tursts		Depen- dants & working depen- dants	Both sexes	Total earners and depen- dants	EARNERS		Partly agricul- tursts		Depen- dants & working depen- dants	Both sexes
		Males	Females	Males	Females				Males	Females	Males	Females				Males	Females	Males	Females		
PALESTINE .. .. .	1442	1443	1444	1445	1446	1447	1448	1449	1450	1451	1452	1453	1454	1455	1456	1457	1458	1459			
SOUTHERN DISTRICT .. .. .	3,083	1,126	3	6	..	1,951	3,083	1,126	6	..	..	1,951	10,591	583	484	2	1	9,544			
Gaza Sub-district .. .. .	109	3	..	..	..	106	109	3	..	..	..	106	2,785	242	145	1	..	2,398			
Beersheba Sub-district .. .. .	52	2	..	..	..	50	52	2	..	..	..	50	1,596	102	75	1	..	1,419			
Jaffa Sub-district .. .. .	10	..	..	..	..	5	5	..	..	..	..	9	16	..	..	..	..	16			
Ramle Sub-district .. .. .	42	..	..	..	..	42	42	..	..	..	..	42	747	75	29	..	..	643			
JERUSALEM DISTRICT .. .. .	1,439	236	..	..	..	1,203	1,439	236	..	..	..	1,203	4,338	140	149	..	1	4,049			
Hebron Sub-district .. .. .	..	..	..	..	..	..	..	..	..	..	..	..	947	50	49	..	..	848			
Bethlehem Sub-district .. .. .	97	..	..	..	..	97	97	..	..	..	..	97	434	7	7	..	..	420			
Jerusalem Sub-district .. .. .	1,342	236	..	..	..	1,106	1,342	236	..	..	..	1,106	2,823	81	85	..	..	2,657			
Jericho Sub-district .. .. .	..	..	..	..	..	..	..	..	..	..	..	..	42	1	..	..	..	41			
Ramallah Sub-district .. .. .	..	..	..	..	..	..	..	..	..	..	..	..	92	1	8	..	1	83			
NORTHERN DISTRICT .. .. .	1,535	887	6	..	..	642	1,535	887	6	..	..	642	3,468	201	170	1	..	3,097			
Tulkarm Sub-district .. .. .	383	382	..	..	..	1	383	382	..	..	..	1	218	21	14	..	..	183			
Nablus Sub-district .. .. .	97	6	..	..	..	91	97	6	..	..	..	91	436	26	22	..	..	388			
Jenin Sub-district .. .. .	23	..	..	..	..	23	23	..	..	..	..	23	190	7	9	..	..	174			
Nazareth Sub-district .. .. .	9	7	..	..	..	9	9	7	..	..	..	9	230	15	28	..	..	187			
Reisan Sub-district .. .. .	17	..	..	..	..	17	17	..	..	..	..	17	65	9	4	..	..	52			
Tiberias Sub-district .. .. .	10	10	..	..	..	10	10	10	..	..	..	..	518	18	2	..	..	492			
Haifa Sub-district .. .. .	492	1	1	..	..	490	492	1	1	..	..	..	603	35	25	1	..	543			
Acre Sub-district .. .. .	481	478	..	..	..	3	481	478	..	..	..	3	289	11	9	..	..	269			
Safad Sub-district .. .. .	83	3	5	..	..	15	83	3	5	..	..	15	925	59	57	..	..	809			
FOUR MAIN TOWNS .. .. .	1,197	5	1	..	..	1,191	1,197	5	1	..	..	1,191	3,595	143	110	1	..	3,342			
Jaffa .. .. .	1	1	..	..	..	..	1	1	..	..	..	..	396	54	19	..	..	323			
Tel Aviv .. .. .	..	..	..	..	..	..	..	..	..	..	..	..	215	4	1	..	..	210			
Jerusalem .. .. .	1,108	3	..	..	..	1,105	1,108	..	..	..	..	1,105	2,631	65	73	..	..	2,493			
Haifa .. .. .	88	1	1	..	..	86	88	1	1	..	..	86	353	20	17	1	..	316			



**TABLE XVI.**

**Occupation or means of livelihood. Part II(b).—General table. Details for nomadic population for districts and sub-districts. Non-synchronous tracts—Nomadic.**

DISTRICT AND SUB-DISTRICT	CLASS A.—PRODUCTION OF RAW MATERIALS. SUB-CLASS I.—EXPLOITATION OF THE SURFACE OF THE EARTH.															CLASS D.—MISCELLANEOUS. SUB-CLASS XI.—INSUFFICIENTLY DESCRIBED OCCUPATIONS.			
	TOTAL ORDER I. PASTURE AND AGRICULTURE			ORDER I (a). GROUP 2.					ORDER I (a). GROUP 5.					ORDER I (j). GROUP 14.			TOTAL ORDER 55. GENERAL TERMS NOT INDI- CATING THE PRECISE OCCUPATION GROUP 177.		
	Total earners and depen- dants	EARNERS Total	Working and non- working depen- dants	Total earners and depen- dants	EARNERS Land owners	Working and non- working depen- dants	Total earners and depen- dants	EARNERS Agricultural labourers	Working and non- working depen- dants	Total earners and depen- dants	EARNERS Shep- herds	Working and non- working depen- dants	Total earners and depen- dants	EARNERS Un- specified labourers	Working and non- working depen- dants	Total earners and depen- dants	EARNERS Both sexes	Both sexes	
I	2	3	4	5	6	7	8	9	10	11	12	13	14	15	16	17			
PALESTINE .....	60,684	17,217	43,467	47,845	8,988	2,518	36,339	6,989	1,749	5,240	5,850	3,962	1,898	5,869	1,580	4,289			
1. SOUTHERN DISTRICT .....	57,265	16,277	40,988	44,918	8,357	2,518	34,043	6,989	1,749	5,240	5,355	3,653	1,705	...	...	...			
1. Gaza Sub-district..	530	122	408	371	71	10	290	...	...	...	159	41	118	...	...	...			
2. Beersheba Sub-district..	47,981	13,924	34,057	42,868	7,869	2,508	32,491	...	...	...	5,113	3,547	1,566	...	...	...			
3. Jaffa Sub-district..	4,968	1,284	3,684	770	197	...	573	4,173	1,068	3,105	25	19	6	...	...	...			
4. Ramle Sub-district..	3,786	947	2,839	909	220	...	689	2,816	681	2,135	61	46	15	...	...	...			
2. JERUSALEM DISTRICT .....	3,413	939	2,474	2,921	630	...	2,291	...	...	...	492	309	183	5,659	1,523	4,136			
5. Hebron Sub-district..	2,001	626	1,375	1,701	386	...	1,315	...	...	...	300	240	60	...	...	...			
6. Bethlehem Sub-district..	1,412	313	1,099	1,220	244	...	976	...	...	...	192	69	123	5,532	1,494	4,038			
7. Jericho Sub-district..	...	...	...	...	...	...	...	...	...	...	...	...	...	...	...	...	98		
3. NORTHERN DISTRICT .....	6	1	5	6	1	...	5	...	...	...	...	...	...	210	57	153			
8. Nablus Sub-district ...	6	1	5	6	1	...	5	...	...	...	...	...	...	210	57	153			



**TABLE XVII**

---

**OCCUPATION OF WORKING DEPENDANTS.**

---

This table shows the occupations of working dependants of either sex by religion.

It is divided in two parts, the first part being a summary for the whole of Palestine, and the second part giving the details for districts.

The classification of occupations is identical with that used for Table XVI.

A working dependant is a person who, while supported by an earner having a principal occupation, follows an occupation which does not augment the family income. Thus a son is a working dependant who helps his father in the fields, and does not earn additional wages.

TABLE XVII.

Occupations of working dependants by age for males and civil condition for females.

## ALL PALESTINE

OCCUPATION	ALL RELIGIONS					MOSLEMS				
	Total following each occupation	MALES		FEMALES		Total following each occupation	MALES		FEMALES	
		Under 17 years of age	17 years and over	Married	Otherwise than married		Under 17 years of age	17 years and over	Married	Otherwise than married
I	2	3	4	5	6	7	8	9	10	11
PALESTINE .. .. .	81,016	2,109	3,343	65,778	9,786	64,695	1,870	2,594	52,862	7,369
Order 1(a).—ORDINARY CULTIVATION .. .. .	2,629	495	1,237	475	422	2,190	446	1,092	302	350
Group 1. Income from rent of agricultural land .. .. .	210	42	30	66	71	198	39	27	64	68
" 2. Ordinary cultivators .. .. .	677	205	118	153	201	548	176	91	113	166
" 3. Agents, managers of estates, clerks, rent collectors, etc. .. .. .	14	2	5	6	1	1	1	...	...	...
" 5. Farm servants and field labourers and watchers .. .. .	1,728	246	1,084	250	148	1,445	230	974	125	116
Order 1(b).—GROWERS OF SPECIAL PRODUCTS AND MARKET GARDENING .. .. .	1,744	426	189	474	655	1,569	402	141	423	603
Group 6. Orange growers .. .. .	54	14	8	24	8	17	10	5	2	...
" 7. Fruit, flower, vegetable, vine, etc., growers and pickers. Floriculturists and nurserymen .. .. .	1,690	412	181	450	647	1,552	392	136	421	603
Order 1(c).—FORESTRY .. .. .	8	1	4	1	2	6	1	2	1	2
Group 9. Woodcutters, firewood collectors and charcoal burners .. .. .	8	1	4	1	2	6	1	2	1	2
Order 1(d).—RAISING OF FARM STOCK AND STUD SERVICE .. .. .	1,507	580	731	109	87	1,431	573	719	62	77
Group 10. Cattle and buffalo breeders and keepers .. .. .	107	29	18	23	37	98	28	17	21	32
" 11. Sheep, goat and pig breeders .. .. .	176	29	73	37	37	165	26	70	34	35
" 13. Advisers in stock raising and dairy production and poultry breeders .. .. .	47	1	1	42	3	...	...	...	...	...
" 14. Herdsmen, shepherds, goatherds, etc. .. .. .	1,177	521	639	7	10	1,168	519	632	7	10
Order 1(e).—RAISING OF SMALL ANIMALS .. .. .	227	3	16	186	22	4	...	1	2	1
Group 15. Breeders of birds, bees, silk worms, and poultry farmers, rearers and sellers leeches .. .. .	227	3	16	186	22	4	...	1	2	1
Order 1(f).—AGRICULTURAL MACHINE SERVICE .. .. .	1	...	...	1	...	...	...	...	...	...
Group 16. Owners, lessors and drivers of agricultural machines .. .. .	1	...	...	1	...	...	...	...	...	...
Order 2.—FISHING AND HUNTING .. .. .	10	1	2	2	5	2	...	2	...	...
Group 17. Fishing .. .. .	10	1	2	2	5	2	...	2	...	...
Order 4.—QUARRIES OF HARD ROCKS .. .. .	20	9	4	5	2	20	9	4	5	2
Group 21. Other minerals, (stone, limestone, sulphur, gypsum) and zifif. .. .. .	20	9	4	5	2	20	9	4	5	2
Order 6.—TEXTILES .. .. .	69	8	18	22	21	36	7	7	13	9
Group 25. Cotton weaving, spinning, carding and cleaning .. .. .	8	1	2	...	...	2	1	1	...	...
" 26. Cotton carpet weaving .. .. .	5	5	...	...	...	5	5	...	...	...
" 28. Other fibres, (flax, hemp, straw, etc.) .. .. .	23	1	4	11	7	23	1	4	11	7
" 29. Wool carders, spinners, weavers of woollen goods, carpets, etc. .. .. .	3	...	1	1	1	...	...	...	...	...
" 31. Hair, camel and horse hair, bristles work, brush makers, etc. .. .. .	18	...	9	1	3	1	...	...	1	...
" 33. Hosiery knitters and textile weavers .. .. .	4	...	...	3	1	2	...	...	1	...
" 34. Dyeing, bleaching, printing, preparation and sponging of textiles. .. .. .	2	...	2	...	...	2	...	2	...	...
" 35. Other (lace, crape, fringers, embroideries, etc.) and insufficiently described textile industries .. .. .	16	1	...	6	9	1	...	...	...	1

TABLE XVII.

Occupations of working dependants by age for males and civil condition for females.

ALL PALESTINE—continued.

Total following each occupation	JEWS				CHRISTIANS				OTHERS					
	MALES		FEMALES		Total following each occupation	MALES		FEMALES		Total following each occupation	MALES		FEMALES	
	Under 17 years of age	17 years and over	Married	Otherwise than married		Under 17 years of age	17 years and over	Married	Otherwise than married		Under 17 years of age	17 years and over	Married	Otherwise than married
12	13	14	15	16	17	18	19	20	21	22	23	24	25	26
11,754	119	495	9,822	1,318	4,283	115	233	2,910	1,025	284	5	21	184	74
316	22	108	146	40	115	26	30	27	32	8	1	7	...	...
44	8	12	16	8	12	3	3	2	4	...	...	...	...	...
19	1	5	5	1	1	...	...	1	...	...	...	...	...	...
260	13	91	125	31	15	2	12	...	1	8	1	7	...	...
66	6	18	20	22	93	17	26	27	23	16	1	4	4	7
24	3	...	14	7	13	1	3	8	1	...	...	...	...	...
42	3	18	6	15	80	16	23	19	22	16	1	4	4	7
...	...	...	...	...	1	...	1	...	...	1	...	1	...	...
...	...	...	...	...	1	...	1	...	...	1	...	1	...	...
55	1	1	45	8	16	4	8	2	2	5	2	3	...	...
7	...	...	2	5	1	1	...	...	...	1	...	1	...	...
1	...	...	1	...	10	3	3	2	2	...	...	...	...	...
47	1	1	42	3	...	...	...	...	...	4	2	2	...	...
...	...	...	...	...	5	...	5	...	...	...	...	...	...	...
220	3	15	181	21	3	...	...	3	...	...	...	...	...	...
220	3	15	181	21	3	...	...	3	...	...	...	...	...	...
1	...	...	1	...	...	...	...	...	...	...	...	...	...	...
1	...	...	1	...	...	...	...	...	...	...	...	...	...	...
...	...	...	...	...	8	1	...	2	5	...	...	...	...	...
...	...	...	...	...	8	1	...	2	5	...	...	...	...	...
...	...	...	...	...	...	...	...	...	...	...	...	...	...	...
...	...	...	...	...	...	...	...	...	...	...	...	...	...	...
21	...	10	5	6	12	1	1	4	6	...	...	...	...	...
...	...	...	...	...	1	...	1	...	...	...	...	...	...	...
...	...	...	...	...	...	...	...	...	...	...	...	...	...	...
3	...	1	1	1	...	...	...	...	...	...	...	...	...	...
12	...	9	...	3	...	...	...	...	...	...	...	...	...	...
2	...	...	2	...	...	...	...	...	...	...	...	...	...	...
...	...	...	...	...	...	...	...	...	...	...	...	...	...	...
4	...	...	2	2	11	1	...	4	6	...	...	...	...	...

TABLE XVII.

Occupations of working dependants by age for males and civil condition for females.

ALL PALESTINE—continued.

OCCUPATION	ALL RELIGIONS					MOSLEMS				
	Total following each occupation	MALES		FEMALES		Total following each occupation	MALES		FEMALES	
		Under 17 years of age	17 years and over	Married	Otherwise than married		Under 17 years of age	17 years and over	Married	Otherwise than married
1	2	3	4	5	6	7	8	9	10	11
<b>Order 7.—HIDES, SKINS AND HARD MATERIALS FROM THE ANIMAL KINGDOM</b> .. .. .	4	...	...	...	4	1	...	...	...	1
Group 36. Tanners, curriers, leather dressers, etc., and blood boilers .. .. .	1	...	...	...	1	1	...	...	...	1
" 39. Furriers .. .. .	1	...	...	...	1	...	...	...	...	...
" 40. Bone, ivory, horn, shell, etc., workers, catgut string preparer. . . . .	2	...	...	...	2	...	...	...	...	...
<b>Order 8.—WOOD</b> .. .. .	104	50	37	4	13	71	39	17	4	11
Group 41. Sawyers, carpenters, turners, and joiners, etc. . .	81	38	34	2	7	49	27	14	2	6
" 42. Basket makers and other industries of woody material and cork goods including leaves. Wicker workers, makers of brooms, gut sieves, etc. . . . .	23	12	3	2	6	23	12	3	2	5
<b>Order 9.—METALS</b> .. .. .	15	2	9	1	3	7	1	5	...	1
Group 43. Forging and rolling of wire and other materials. .	1	...	...	...	1	...	...	...	...	...
" 46. Makers of sieves and other workers in iron and makers of implements and tools principally or exclusively of iron .. .. .	9	1	6	...	2	6	1	4	...	1
" 47. Workers in brass, copper, and bell metal. . . . .	1	1	...	...	...	...	...	...	...	...
" 48. Workers in other metals (tin, zinc, lead, mercury, etc.) .. .. .	3	...	2	1	...	1	...	1	...	...
" 49. Workers in mints, die-sinkers, etc. . . . .	1	...	1	...	...	...	...	...	...	...
<b>Order 10.—CERAMICS</b> .. .. .	33	7	6	15	5	20	2	...	13	5
Group 52. Potters and earthen pipe and bowl makers ..	19	2	...	12	5	19	2	...	12	5
" 53. Brick and tile makers .. .. .	2	...	1	1	...	1	...	...	1	...
" 54. Others (mosaic, talc, mica, workers). Artificial teeth manufacturers and dental mechanics, mother-of-pearl workers .. .. .	12	5	5	2	...	...	...	...	...	...
<b>Order 11.—CHEMICAL PRODUCTS PROPERLY SO CALLED &amp; ANALOGOUS</b>	9	...	3	2	4	6	...	2	2	2
Group 55. Manufacture of matches and explosive materials.	2	...	1	...	1	...	...	...	...	...
" 56. Manufacture of aerated and mineral waters ..	2	...	...	1	1	1	...	...	1	...
" 58. Manufacture and refinery of vegetable and mineral oils .. .. .	4	...	2	1	1	4	...	2	1	1
" 59. Manufacture of soap .. .. .	1	...	...	...	1	1	...	...	...	1
<b>Order 12.—FOOD INDUSTRIES</b> .. .. .	146	33	17	53	43	49	8	4	28	8
Group 61. Cereals and salt grinders .. .. .	5	...	2	2	1	2	...	1	1	...
" 62. Bakers and biscuit makers and macaroni manufacturers .. .. .	14	3	4	4	3	3	1	1	1	...
" 64. Butchers .. .. .	22	8	1	6	7	18	7	1	6	4
" 66. Butter, cheese, etc., makers .. .. .	97	21	8	39	29	23	...	1	19	3
" 67. Sweetmeat makers, preparers of jam and condiments, vegetable preserves and pickles, etc. . .	2	...	...	1	1	2	...	...	1	1
" 68. Distillers of spirits and manufacturers of wine ..	2	1	1	...	...	...	...	...	...	...
" 70. Manufacture of tobacco and cigarettes. . . . .	4	...	1	1	2	...	...	...	...	...
<b>Order 13.—INDUSTRIES OF DRESS AND THE TOILET</b> .. .. .	525	54	69	221	181	207	40	29	84	54
Group 71. Hat, cap, aggal and tarbush makers and pressers.	7	...	...	4	3	...	...	...	...	...
" 72. Tailors, milliners, dressmakers, darners, embroiderers .. .. .	383	26	23	180	154	148	23	3	78	44
" 73. Shoe, boot and sandal makers .. .. .	35	10	23	...	2	18	7	10	...	1
" 75. Washing, cleaning, dyeing. . . . .	54	5	4	32	13	5	2	...	2	1
" 76. Barbers, hairdressers, wigmakers .. .. .	45	13	19	4	9	36	8	16	4	8
" 77. Other industries connected with the toilet (tattooers, shampooers, bathing establishments, etc.) .. .. .	1	...	...	1	...	...	...	...	...	...



## TABLE XVII.

Occupations of working dependants by age for males and civil condition for females.

ALL PALESTINE—continued.

OCCUPATION	ALL RELIGIONS					MOSLEMS				
	Total following each occupation	MALES		FEMALES		Total following each occupation	MALES		FEMALES	
		Under 17 years of age	17 years and over	Married	Otherwise than married		Under 17 years of age	17 years and over	Married	Otherwise than married
I	2	3	4	5	6	7	8	9	10	11
Order 14.—FURNITURE INDUSTRIES .. .. .	47	42	2	2	1	42	41	...	...	1
Group 78. Cabinet makers, carriage and car painters, etc. ..	41	40	...	...	1	41	40	...	...	1
" 79. Upholsterers, tentmakers, etc. ... ..	6	2	2	2	...	1	1	...	...	...
Order 15.—BUILDING INDUSTRIES .. .. .	173	41	100	15	17	115	31	67	8	9
Group 80. Cement workers, and lime burners .. ..	1	...	1	...	...	...	...	...	...	...
" 82. Stone and marble workers and crushers, masons and bricklayers .. .. .	101	20	59	10	12	72	16	44	5	7
" 83. Others (thatchers, building contractors, house painters, tilers, plumbers, locksmiths, etc.) ..	71	21	40	5	5	48	15	23	3	2
Order 16.—CONSTRUCTION OF MEANS OF TRANSPORT .. ..	3	...	1	2	...	1	...	...	1	...
Group 85. Cart, carriage makers and wheelwrights, bicycle repairers .. .. .	1	...	...	1	...	...	...	...	...	...
" 86. Saddlers, harness makers, whip and lash makers. ..	2	...	1	1	...	1	...	...	1	...
Order 17.—PRODUCTION AND TRANSMISSION OF PHYSICAL FORCES (heat, light, electricity motive power, etc.) ..	9	...	9	...	...	...	...	...	...	...
Group 88. Electric power, and ice factories .. ..	9	...	9	...	...	...	...	...	...	...
Order 18.—INDUSTRIES OF LUXURY AND THOSE PERTAINING TO LITERATURE AND THE ARTS AND SCIENCES ..	65	34	21	3	7	34	30	4	...	...
Group 89. Printers, lithographers, engravers, etc. .. ..	23	14	8	...	1	14	11	3	...	...
" 90. Newspaper and magazine managers and editors, journalists, etc. .. .. .	1	...	1	...	...	...	...	...	...	...
" 91. Bookbinders and stitchers, envelope makers, paper bags and cardboard boxes manufacturers. ..	26	20	2	1	3	20	19	1	...	...
" 93. Makers of watches, clocks, optical, photographic and surgical instruments .. .. .	5	...	2	2	1	...	...	...	...	...
" 94. Workers in precious stones and metals, enamelers, imitation jewelry makers, gilders, etc. ..	4	...	4	...	...	...	...	...	...	...
" 95. Makers of bangles, rosaries, bead and other necklaces, spangles, etc. Picture frame makers ..	2	...	...	...	2	...	...	...	...	...
" 97. Others, including managers, persons other than performers employed in theatres, cinemas, and other places of public entertainment, employees of public societies, race club service, etc. .. .. .	4	...	4	...	...	...	...	...	...	...
Order 19.—INDUSTRIES CONCERNED WITH REFUSE MATTER .. ..	3	1	2	...	...	1	...	1	...	...
Group 98. Sweepers, scavengers, dust and refuse contractors	3	1	2	...	...	1	...	1	...	...
Order 21.—TRANSPORT BY WATER .. .. .	3	1	2	...	...	1	1	...	...	...
Group 100. Harbour works and stevedores .. .. .	2	...	2	...	...	...	...	...	...	...
" 103. Boat owners, boatmen and towmen. .. ..	1	1	...	...	...	1	1	...	...	...
Order 22.—TRANSPORT BY ROAD .. .. .	220	23	167	11	19	187	18	148	6	11
Group 104. Persons employed on the construction and maintenance of roads and bridges .. .. .	7	1	3	1	2	7	1	3	1	2
" 105. Cart, car and tractor owners and drivers, stable boys, managers and employees (excluding private servants). .. .. .	29	3	11	5	10	14	2	3	2	7
" 106. Pack camel, mule, ass and bullock owners and drivers and animal hospitals, managers and attendants .. .. .	177	18	147	5	7	160	15	136	3	6
" 107. Porters and messengers .. .. .	7	1	6	...	...	6	...	6	...	...



TABLE XVII.

Occupations of working dependants by age for males and civil condition for females.

ALL PALESTINE—continued.

OCCUPATION	ALL RELIGIONS					MOSLEMS				
	Total following each occupation	MALES		FEMALES		Total following each occupation	MALES		FEMALES	
		Under 17 years of age	17 years and over	Married	Otherwise than married		Under 17 years of age	17 years and over	Married	Otherwise than married
I	2	3	4	5	6	7	8	9	10	11
Order 23.—TRANSPORT BY RAIL .. .. .	4	...	2	1	1	3	...	1	1	1
Group 108. Railway employees of all kinds other than on construction .. .. .	2	...	1	...	1	3	...	1	...	1
" 109. Labourers employed on railway construction .. .. .	2	...	1	1	...	1	...	...	1	...
Order 24.—POST OFFICE, TELEGRAPH AND TELEPHONE SERVICES .. .. .	3	...	2	...	1	1	...	1	...	...
Group 110. Post office, telegraph and telephone services, persons employed on telegraph and telephone line construction .. .. .	3	...	2	...	1	1	...	1	...	...
Order 25.—BANKS, ESTABLISHMENTS OF CREDIT, EXCHANGE AND INSURANCE .. .. .	4	1	...	2	1	...	...	...	...	...
Group 111. Bank managers, money-lenders, exchange and insurance agents, money-changers and their employees .. .. .	4	1	...	2	1	...	...	...	...	...
Order 26.—BROKERAGE, COMMISSION AND EXPORT .. .. .	19	4	4	3	8	14	4	1	3	6
Group 112. Brokers, commission agents, commercial travellers, warehouse owners and employees .. .. .	19	4	4	3	8	14	4	1	3	6
Order 27.—TRADE IN TEXTILES .. .. .	10	6	...	2	2	8	5	...	1	2
Group 113. Trade in piece goods, wool, cotton, silk, hair and other textiles and fibres. .. .. .	10	6	...	2	2	8	5	...	1	2
Order 28.—TRADE IN SKINS, LEATHER AND FURS .. .. .	1	1	...	...	...	...	...	...	...	...
Group 114. Trade in skins, leather, furs, feathers, horn, etc. . . . .	1	1	...	...	...	...	...	...	...	...
Order 29.—TRADE IN WOOD .. .. .	4	3	...	1	...	...	...	...	...	...
Group 115. Trade in wood (not firewood), cork, bark, etc. .. .. .	4	3	...	1	...	...	...	...	...	...
Order 31.—TRADE IN POTTERY .. .. .	7	3	3	1	...	5	3	2	...	...
Group 117. Trade in pottery .. .. .	7	3	3	1	...	5	3	2	...	...
Order 32.—TRADE IN CHEMICAL PRODUCTS .. .. .	1	...	...	1	...	1	...	...	1	...
Group 118. Trade in chemical products, (drugs, dyes, paints, fuel oil, explosives, etc., and fertilizers)	1	...	...	1	...	1	...	...	1	...
Order 33.—HOTELS, CAFÉS, RESTAURANTS .. .. .	26	1	11	10	4	7	...	6	1	...
Group 119. Vendors of wine, liquors, aerated waters, ice cream, etc. .. .. .	7	1	5	...	1	2	...	2	...	...
" 120. Owners and managers of hotels, cookshops, serais, garages and stables (khans) etc., and their employees .. .. .	19	...	6	10	3	5	...	4	1	...
Order 34.—OTHER TRADE IN FOODSTUFFS .. .. .	272	40	47	99	86	219	31	37	80	71
Group 121. Fish dealers .. .. .	18	...	...	6	12	17	...	...	5	12
" 122. Grocers and sellers of vegetable oil, salt and other condiments .. .. .	94	21	27	27	19	71	17	21	17	16
" 123. Sellers of dairy produce, eggs, poultry .. .. .	43	5	6	21	11	29	3	4	14	8
" 124. Sellers of meat .. .. .	3	1	1	...	1	1	...	1	...	...
" 125. Sellers of bread, cakes, and sweetmeats, etc. .. .. .	15	...	...	7	8	15	...	...	7	8
" 126. Sellers of vegetables and fruit .. .. .	71	6	8	35	22	67	6	7	34	20
" 127. Sellers of citrus fruit .. .. .	4	3	1	...	...	3	3	...	...	...
" 128. Grain dealers .. .. .	15	4	3	2	6	7	2	3	2	...
" 129. Tobacco, cigarettes and snuff sellers .. .. .	1	...	1	...	...	1	...	1	...	...
" 131. Dealers in hay, grass and fodder .. .. .	8	...	...	1	7	8	...	...	1	7





TABLE XVII.

Occupations of working dependants by age for males and civil condition for females.

ALL PALESTINE—continued.

JEWS					CHRISTIANS					OTHERS				
Total following each occupation	MALES		FEMALES		Total following each occupation	MALES		FEMALES		Total following each occupation	MALES		FEMALES	
	Under 17 years of age	17 years and over	Married	Otherwise than married		Under 17 years of age	17 years and over	Married	Otherwise than married		Under 17 years of age	17 years and over	Married	Otherwise than married
12	13	14	15	16	17	18	19	20	21	22	23	24	25	26
5	...	2	2	1	1	...	...	...	1	...	...	...	...	...
5	...	2	2	1	1	...	...	...	1	...	...	...	...	...
4	3	1	...	...	...	...	...	...	...	...	...	...	...	...
4	3	1	...	...	...	...	...	...	...	...	...	...	...	...
2	...	1	1	...	1	...	...	...	1	...	...	...	...	...
...	...	...	...	...	1	...	...	...	1	...	...	...	...	...
2	...	1	1	...	...	...	...	...	...	...	...	...	...	...
12	...	5	4	3	1	...	1	...	...	...	...	...	...	...
3	...	1	1	1	...	...	...	...	...	...	...	...	...	...
9	...	4	3	2	1	...	1	...	...	...	...	...	...	...
1	...	1	...	...	...	...	...	...	...	...	...	...	...	...
1	...	1	...	...	...	...	...	...	...	...	...	...	...	...
1	1	...	...	...	3	...	1	2	...	...	...	...	...	...
1	1	...	...	...	2	...	...	2	...	...	...	...	...	...
...	...	...	...	...	1	...	1	...	...	...	...	...	...	...
3	...	2	...	1	3	...	2	1	...	1	...	1	...	...
2	...	1	...	1	3	...	2	1	...	...	...	...	...	...
...	...	...	...	...	...	...	...	...	...	...	...	...	...	...
1	...	1	...	...	...	...	...	...	...	1	...	1	...	...
26	1	20	2	3	60	1	25	1	33	...	...	...	...	...
4	...	4	...	...	16	1	11	1	3	...	...	...	...	...
9	...	8	...	1	35	...	9	...	26	...	...	...	...	...
1	...	1	...	...	7	...	5	...	2	...	...	...	...	...
12	1	3	2	2	2	...	...	...	2	...	...	...	...	...
6	...	5	1	...	1	...	1	...	...	...	...	...	...	...
2	...	1	1	...	...	...	...	...	...	...	...	...	...	...
4	...	4	...	...	1	...	1	...	...	...	...	...	...	...

TABLE XVII.

Occupations of working dependants by age for males and civil condition for females.

ALL PALESTINE—continued.

OCCUPATION	ALL RELIGIONS					MOSLEMS				
	Total following each occupation	MALES		FEMALES		Total following each occupation	MALES		FEMALES	
		Under 17 years of age	17 years and over	Married	Otherwise than married		Under 17 years of age	17 years and over	Married	Otherwise than married
I	2	3	4	5	6	7	8	9	10	11
Order 49.—MEDICINE .. .. .	137	1	2	62	72	63	...	...	14	49
Group 162. Medical practitioners of all kinds, including dentists, veterinary surgeons and orthopedists .. .. .	11	...	...	9	2	...	...	...	...	...
" 163. Midwives, pharmaceutical chemists, nurses, masseurs, etc. .. .. .	126	1	2	53	70	68	...	...	14	49
Order 50.—INSTRUCTION .. .. .	106	2	27	26	51	30	2	1	7	20
Group 164. Professors and teachers, (excluding law, medicine, music, dancing and drawing) and clerks and servants connected with education .. .. .	106	2	27	26	51	30	2	1	7	20
Order 51.—LETTER AND ARTS AND SCIENCES .. .. .	102	4	17	62	19	20	3	6	11	1
Group 165. Public scribes, stenographers, etc. .. .. .	5	...	...	2	3	...	...	...	...	...
" 166. Architects, surveyors, engineers and their employees .. .. .	6	...	3	2	1	1	...	1	...	...
" 167. Others (authors, photographers, astronomers, meteorologists, botanists, archaeologists, artists, sculptors, etc.) .. .. .	25	...	9	12	4	...	...	...	...	...
" 168. Music composers and masters, players on all kinds of instruments (not military or police), singers, actors, and dancers .. .. .	66	4	5	46	11	19	3	4	11	1
Order 52.—OTHER PROFESSIONAL OCCUPATIONS .. .. .	70,543	70	180	62,839	7,454	56,878	55	137	50,895	5,791
Group 169. House management not domestic service .. .. .	70,543	70	180	62,839	7,454	56,878	55	137	50,895	5,791
Order 53.—PERSONS LIVING PRINCIPALLY ON THEIR INCOME .. .. .	744	106	127	223	289	360	82	32	132	114
Group 170. Proprietors (other than of agricultural land), scholarship holders and pensioners .. .. .	362	57	82	107	116	179	41	27	54	57
Group 171. Receivers of remittances from abroad .. .. .	382	48	45	116	173	181	41	5	78	57
Order 54.—DOMESTIC SERVICE .. .. .	926	3	13	767	143	851	3	7	733	108
Group 172. Cooks, water carriers, doorkeepers, watchmen and other indoor servants .. .. .	926	3	13	767	143	851	3	7	733	108
Order 55.—GENERAL TERMS NOT INDICATING THE PRECISE OCCUPATION .. .. .	206	18	122	24	42	104	8	76	7	13
Group 174. Manufacturers, business men and contractors otherwise unspecified, general merchants .. .. .	9	1	4	2	2	5	...	2	2	1
" 175. Cashiers, accountants, bookkeepers, clerks and other employees in unspecified offices, warehouses and shops .. .. .	71	5	31	12	23	5	...	4	1	...
" 176. Mechanics otherwise unspecified .. .. .	16	4	11	1	...	4	1	3	...	...
" 177. Labourers and workmen otherwise unspecified .. .. .	110	8	76	9	17	90	7	67	4	12
Order 56.—INMATES OF JAILS, ASYLUMS AND HOSPITALS .. .. .	3	...	3	...	...	3	...	3	...	...
Group 178. Inmates of jails, mental homes and hospitals .. .. .	3	...	3	...	...	3	...	3	...	...
Order 57.—BEGGARS, VAGRANTS, PROSTITUTES, PERSONS SUPPORTED BY CHARITY .. .. .	124	9	44	25	46	60	4	15	10	31
Group 179. Beggars, vagrants, prostitutes, gamblers, etc. .. .. .	15	2	4	1	8	10	2	2	...	6
" 180. Persons supported by charity .. .. .	109	7	40	24	38	50	2	13	10	25

TABLE XVII.

Occupations of working dependants by age for males and civil condition for females.

ALL PALESTINE—concluded.

Total following each occupation	JEWS				CHRISTIANS					OTHERS				
	MALES		FEMALES		Total following each occupation	MALES		FEMALES		Total following each occupation	MALES		FEMALES	
	Under 17 years of age	17 years and over	Married	Otherwise than married		Under 17 years of age	17 years and over	Married	Otherwise than married		Under 17 years of age	17 years and over	Married	Otherwise than married
12	13	14	15	16	17	18	19	20	21	22	23	24	25	26
59	1	2	43	13	13	...	...	5	8	2	...	...	...	2
11	...	...	9	2	...	...	...	...	...	...	...	...	...	...
48	1	2	34	11	13	...	...	5	8	2	...	...	...	2
52	...	11	18	23	24	...	15	1	8	...	...	...	...	...
58	...	11	18	23	24	...	15	1	8	...	...	...	...	...
69	...	8	48	13	13	1	4	3	5	...	...	...	...	...
5	...	...	2	3	...	...	...	...	...	...	...	...	...	...
8	...	2	1	...	2	...	...	1	1	...	...	...	...	...
19	...	5	12	2	6	...	4	...	2	...	...	...	...	...
42	...	1	33	8	5	1	...	2	2	...	...	...	...	...
9,992	14	37	9,016	925	3,431	1	5	2,751	674	242	...	1	177	64
9,992	14	37	9,016	925	3,431	1	5	2,751	674	242	...	1	177	64
196	9	55	62	70	188	14	40	29	105	...	...	...	...	...
135	7	38	47	43	48	9	17	6	16	...	...	...	...	...
61	2	17	15	27	140	5	23	23	89	...	...	...	...	...
55	...	3	27	25	19	...	3	6	10	1	...	...	1	...
55	...	3	27	25	19	...	3	6	10	1	...	...	1	...
90	9	40	14	27	9	1	6	1	1	3	...	...	2	1
4	1	2	...	1	...	...	...	...	...	...	...	...	...	...
62	5	25	10	22	4	...	2	1	1	...	...	...	...	...
10	3	6	1	...	2	...	2	...	...	...	...	...	...	...
14	...	7	3	4	3	1	2	...	...	3	...	...	2	1
...	...	...	...	...	...	...	...	...	...	...	...	...	...	...
...	...	...	...	...	...	...	...	...	...	...	...	...	...	...
50	5	24	13	8	14	...	5	2	7	...	...	...	...	...
1	...	...	1	...	4	...	2	...	2	...	...	...	...	...
49	5	24	12	8	10	...	3	2	5	...	...	...	...	...

## TABLE XVII.

Occupations of working dependants by age for males and civil condition for females.

## SOUTHERN DISTRICT

OCCUPATION	ALL RELIGIONS					MOSLEMS				
	Total following each occupation	MALES		FEMALES		Total following each occupation	MALES		FEMALES	
		Under 17 years of age	17 years and over	Married	Otherwise than married		Under 17 years of age	17 years and over	Married	Otherwise than married
1	2	3	4	5	6	7	8	9	10	11
<b>TOTAL WORKING DEPENDANTS .. .. .</b>	<b>25,260</b>	<b>305</b>	<b>423</b>	<b>21,835</b>	<b>2,697</b>	<b>20,496</b>	<b>224</b>	<b>222</b>	<b>17,944</b>	<b>2,108</b>
<b>Order I (a).—ORDINARY CULTIVATION .. .. .</b>	<b>340</b>	<b>97</b>	<b>115</b>	<b>64</b>	<b>64</b>	<b>252</b>	<b>84</b>	<b>82</b>	<b>27</b>	<b>49</b>
Group 1. Income from rent of agricultural land .. .. .	68	12	6	19	29	65	12	6	19	28
" 2. Ordinary cultivators .. .. .	147	61	52	22	12	104	52	44	2	6
" 3. Agents, managers of estates, clerks, rent collectors, etc. .. .. .	8	1	4	2	1	...	...	...	...	...
" 5. Farm servants and field labourers and watchers ..	119	23	53	21	22	83	20	32	16	15
<b>Order I (b).—GROWERS OF SPECIAL PRODUCTS AND MARKET GARDENING .. .. .</b>	<b>267</b>	<b>26</b>	<b>35</b>	<b>99</b>	<b>107</b>	<b>189</b>	<b>18</b>	<b>17</b>	<b>72</b>	<b>82</b>
Group 6. Orange growers .. .. .	47	12	5	22	8	14	9	3	2	...
" 7. Fruit, flower, vegetable, vine, etc., growers and pickers. Floriculturists and nurserymen ..	220	14	30	77	99	175	9	14	70	82
<b>Order I (c).—FORESTRY .. .. .</b>	<b>2</b>	<b>1</b>	...	...	<b>1</b>	<b>2</b>	<b>1</b>	...	...	<b>1</b>
Group 9. Woodcutters, firewood collectors and charcoal burners .. .. .	2	1	...	...	1	2	1	...	...	1
<b>Order I (d).—RAISING OF FARM STOCK AND STUD SERVICE .. .. .</b>	<b>51</b>	<b>19</b>	<b>6</b>	<b>11</b>	<b>15</b>	<b>48</b>	<b>19</b>	<b>6</b>	<b>10</b>	<b>13</b>
Group 10. Cattle and buffalo breeders and keepers .. .. .	21	9	5	2	5	18	9	5	1	3
" 11. Sheep, goat and pig breeders. .. .. .	17	...	...	8	9	17	...	...	8	9
" 14. Herdsmen, shepherds, goatherds, etc. .. .. .	13	10	1	1	1	13	10	1	1	1
<b>Order I (e).—RAISING OF SMALL ANIMALS .. .. .</b>	<b>199</b>	<b>3</b>	<b>13</b>	<b>165</b>	<b>18</b>	<b>2</b>	...	<b>1</b>	<b>1</b>	...
Group 15. Breeders of birds, bees, silk worms, and poultry farmers, rearers and sellers of leeches .. .. .	199	3	13	165	18	2	...	1	1	...
<b>Order I (f).—AGRICULTURAL MACHINE SERVICE .. .. .</b>	<b>1</b>	...	...	<b>1</b>	...	...	...	...	...	...
Group 16. Owners, lessors and drivers of agricultural machines .. .. .	1	...	...	1	...	...	...	...	...	...
<b>Order 2.—FISHING AND HUNTING .. .. .</b>	<b>9</b>	<b>1</b>	<b>1</b>	<b>2</b>	<b>5</b>	<b>1</b>	...	<b>1</b>	...	...
Group 17. Fishing .. .. .	9	1	1	2	5	1	...	1	...	...
<b>Order 4.—QUARRIERS OF HARD ROCKS .. .. .</b>	<b>7</b>	...	...	<b>5</b>	<b>2</b>	<b>7</b>	...	...	<b>5</b>	<b>2</b>
Group 21. Other minerals, (stone, limestone, sulphur, gypsum) and zifzif .. .. .	7	...	...	5	2	7	...	...	5	2
<b>Order 6.—TEXTILES .. .. .</b>	<b>34</b>	<b>3</b>	<b>5</b>	<b>16</b>	<b>10</b>	<b>26</b>	<b>2</b>	<b>4</b>	<b>12</b>	<b>8</b>
Group 25. Cotton weaving, spinning, carding and cleaning ..	2	1	1	...	...	2	1	1	...	...
" 28. Other fibres, (flax, hemp, straw, etc.) .. .. .	20	1	1	11	7	20	1	1	11	7
" 29. Wool carders, spinners, weavers of woollen goods carpets, etc. .. .. .	1	...	1	...	...	...	...	...	...	...
" 31. Hair, camel and horse hair, bristles work, brush makers, etc. .. .. .	1	...	...	1	...	1	...	...	1	...
" 33. Hosiery knitters and textile weavers .. .. .	2	...	...	2	...	...	...	...	...	...
" 34. Dyeing, bleaching, printing, preparation and sponging of textiles. .. .. .	2	...	2	...	...	2	...	2	...	...
" 35. Other (lace, crape, fringes, embroideries, etc.) and insufficiently described textile industries ..	6	1	...	2	3	1	...	...	...	1



TABLE XVII.

Occupations of working dependants by age for males and civil condition for females.

SOUTHERN DISTRICT—continued.

OCCUPATION	ALL RELIGIONS					MOSLEMS				
	Total following each occupation	MALES		FEMALES		Total following each occupation	MALES		FEMALES	
		Under 17 years of age	17 years and over	Married	Otherwise than married		Under 17 years of age	17 years and over	Married	Otherwise than married
1	2	3	4	5	6	7	8	9	10	11
Order 7.—HIDES, SKINS AND HARD MATERIALS FROM THE ANIMAL KINGDOM .. .. .	1	...	...	...	1	1	...	...	...	1
Group 36. Tanners, curriers, leather dressers, etc., and blood boilers .. .. .	1	...	...	...	1	1	...	...	...	1
Order 8.—WOOD .. .. .	21	6	10	1	4	12	3	5	1	3
Group 41. Sawyers, carpenters, turners, and joiners, etc. ..	19	6	10	1	2	11	3	5	1	2
" 42. Basket makers and other industries of woody material and cork goods including leaves. Wicker workers, makers of brooms, gut sieves, etc. .. .. .	2	...	...	...	2	1	...	...	...	1
Order 9.—METALS .. .. .	3	...	2	1	...	2	...	2	...	...
Group 46. Makers of sieves and other workers in iron and makers of implements and tools principally or exclusively of iron .. .. .	2	...	2	...	...	2	...	2	...	...
" 48. Workers in other metals (tin, zinc, lead, mercury, etc.) .. .. .	1	...	...	1	...	...	...	...	...	...
Order 10.—CERAMICS .. .. .	2	1	...	1	...	1	...	...	1	...
Group 53. Brick and tile makers .. .. .	1	...	...	1	...	1	...	...	1	...
" 54. Others (mosaic, talc, mica, workers). Artificial teeth manufacturers and dental mechanics, mother-of-pearl workers .. .. .	1	1	...	...	...	...	...	...	...	...
Order 11.—CHEMICAL PRODUCTS PROPERLY SO CALLED & ANALOGOUS	2	...	...	...	2	...	...	...	...	...
Group 55. Manufacture of matches and explosive materials	1	...	...	...	1	...	...	...	...	...
" 56. Manufacture of aerated and mineral waters ..	1	...	...	...	1	...	...	...	...	...
Order 12.—FOOD INDUSTRIES .. .. .	105	29	14	29	33	21	7	2	8	4
Group 61. Cereals and salt grinders .. .. .	1	...	1	...	...	...	...	...	...	...
" 62. Bakers and biscuit makers and macaroni manufacturers .. .. .	8	...	4	3	1	2	...	1	1	...
" 64. Butchers .. .. .	18	7	1	6	4	18	7	1	6	4
" 66. Butter, cheese, etc., makers .. .. .	73	21	7	19	26	...	...	...	...	...
" 67. Sweetmeat makers, preparers of jam and condiments, vegetable preserves and pickles, etc. ..	1	...	...	1	...	1	...	...	1	...
" 68. Distillers of spirits and manufacturers of wine ..	2	1	1	...	...	...	...	...	...	...
" 70. Manufacture of tobacco and cigarettes .. .. .	2	...	...	...	2	...	...	...	...	...
Order 13.—INDUSTRIES OF DRESS AND THE TOILET .. .. .	159	14	13	98	34	47	10	4	21	12
Group 71. Hat, cap, aggal and turbush makers and pressers	3	...	...	3	...	...	...	...	...	...
" 72. Tailors, milliners, dressmakers, darners, embroiderers .. .. .	107	2	6	74	25	27	2	...	19	6
" 73. Shoe, boot and sandal makers .. .. .	7	3	4	...	...	3	2	1	...	...
" 75. Washing, cleaning, dyeing .. .. .	27	4	...	19	4	2	2	...	...	1
" 76. Barbers, hairdressers, wigmakers .. .. .	15	5	3	2	5	14	4	3	2	5
Order 14.—FURNITURE INDUSTRIES .. .. .	1	...	1	...	...	...	...	...	...	...
Group 79. Upholsterers, tentmakers, etc. .. .. .	1	...	1	...	...	...	...	...	...	...
Order 15.—BUILDING INDUSTRIES .. .. .	26	5	12	4	5	3	1	2	...	...
Group 80. Cement workers, and lime burners .. .. .	1	...	1	...	...	...	...	...	...	...
" 82. Stone and marble workers and crushers, masons and bricklayers .. .. .	18	...	5	4	4	1	...	1	...	...
" 83. Others (thatchers, building contractors, house painters, tilers, plumbers, locksmiths, etc.) ..	12	5	6	...	1	2	1	1	...	...







TABLE XVII.

Occupations of working dependants by age for males and civil condition for females.

SOUTHERN DISTRICT—continued.

OCCUPATION	ALL RELIGIONS					MOSLEMS				
	Total following each occupation	MALES		FEMALES		Total following each occupation	MALES		FEMALES	
		Under 17 years of age	17 years and over	Married	Otherwise than married		Under 17 years of age	17 years and over	Married	Otherwise than married
I	2	3	4	5	6	7	8	9	10	11
Order 33.—HOTELS, CAFÉS, RESTAURANTS .. .. .	9	1	2	3	3	2	...	2	...	...
Group 119. Vendors of wine, liquors, aerated waters, ice cream, etc. .. .	4	1	2	...	1	2	...	2	...	...
" 120. Owners and managers of hotels, cookshops, serais, garages and stables (khans) etc., and their employees .. .	5	...	...	3	2	...	...	...	...	...
Order 34.—OTHER TRADE IN FOODSTUFFS .. .. .	97	17	10	32	38	81	16	8	20	37
Group 121. Fish dealers .. .. .	18	...	...	6	12	17	...	...	5	12
" 122. Grocers and sellers of vegetable oil, salt and other condiments .. .	23	5	6	8	5	16	4	4	3	5
" 123. Sellers of dairy produce, eggs, poultry .. .	13	2	2	8	1	7	2	2	2	1
" 124. Sellers of meat .. .. .	1	...	1	...	...	1	...	1	...	...
" 125. Sellers of bread, cakes and sweetmeats, etc. .. .	15	...	...	7	8	15	...	...	7	8
" 126. Sellers of vegetables and fruit .. .. .	13	5	1	2	5	12	5	1	2	4
" 127. Sellers of citrus fruit .. .. .	4	3	1	...	...	3	...	...	...	...
" 128. Grain dealers .. .. .	2	2	...	...	...	2	...	...	...	...
" 131. Dealers in hay, grass and fodder .. .. .	8	...	...	1	7	8	...	...	1	7
Order 35.—TRADE IN CLOTHING AND TOILET ARTICLES .. .	9	3	2	2	2	4	3	...	...	1
Group 132. Trade in ready-made clothing, second-hand clothing, and other articles of dress and the toilet (hats, umbrellas, canes, socks, shoes, perfumes, soap, etc.) .. .	9	3	2	2	2	4	3	...	...	1
Order 38.—TRADE IN MEANS OF TRANSPORT. .. .. .	10	4	3	2	1	6	1	2	2	1
Group 136. Dealers in motorcars, horses, mules, camels, asses, etc., sellers (not makers) of carriages, saddlery, etc. .. .	10	4	3	2	1	6	1	2	2	1
Order 40.—TRADE IN ARTICLES OF LUXURY AND THOSE PERTAINING TO LETTERS AND THE ARTS AND SCIENCES .. .	1	...	...	1	...	...	...	...	...	...
Group 140. Publishers, booksellers, stationers, dealers in music, pictures, musical instruments, curiosities, antiquities and souvenir goods .. .	1	...	...	1	...	...	...	...	...	...
Order 42.—TRADE IN OTHER SORTS .. .. .	10	2	...	4	4	3	2	...	...	1
Group 142. Shopkeepers otherwise unspecified .. .	8	1	...	1	1	1	1	...	...	...
" 143. Itinerant traders, pedlars, hawkers, etc. .. .	7	1	...	3	3	2	1	...	...	1
Order 45.—POLICE .. .. .	1	...	...	...	1	1	...	...	...	1
Group 150. Village watchmen and ghafirs .. .. .	1	...	...	...	1	1	...	...	...	1
Order 46.—PUBLIC ADMINISTRATION .. .. .	20	7	4	4	5	18	7	3	4	4
Group 151. Service of the state .. .. .	2	...	1	...	1	...	...	...	...	...
" 153. Municipal and local council service .. .	1	...	1	...	...	1	...	1	...	...
" 155. Village officials and servants other than watchmen,—criers and secretaries .. .	17	7	2	4	4	17	7	2	4	4
Order 47.—RELIGION .. .. .	12	1	5	2	4	4	...	1	1	2
Group 156. Priests, ministers, sheikhs, and rabbis, etc. .. .	3	...	3	...	...	...	...	...	...	...
" 158. Catechists, readers, church and mission service .. .	1	...	1	...	...	1	...	1	...	...
" 159. Burial ground service, pilgrim conductors, circumcisers, ritual slaughterers, beadles .. .	8	1	1	2	4	3	...	...	1	2



TABLE XVII.

Occupations of working dependants by age for males and civil condition for females.

SOUTHERN DISTRICT—continued.

OCCUPATION	ALL RELIGIONS					MOSLEMS				
	Total following each occupation	MALES		FEMALES		Total following each occupation	MALES		FEMALES	
		Under 17 years of age	17 years and over	Married	Otherwise than married		Under 17 years of age	17 years and over	Married	Otherwise than married
I	2	3	4	5	6	7	8	9	10	11
Order 48.—LAW .. .. .	1	...	...	1	...	...	...	...	...	...
Group 160. Lawyers of all kinds, including judges, qadis, law agents .. .. .	1	...	...	1	...	...	...	...	...	...
Order 49.—MEDICINE .. .. .	54	...	...	32	22	18	...	...	5	13
Group 162. Medical practitioners of all kinds, including dentists, veterinary surgeons and orthopedists.	9	...	...	7	2	...	...	...	...	...
" 163. Midwives, pharmaceutical chemists, nurses, masseurs, etc. .. .. .	45	...	...	25	20	18	...	...	5	13
Order 50.—INSTRUCTION .. .. .	30	...	9	11	10	2	...	1	1	...
Group 164. Professors and teachers, (excluding law, medicine, music, dancing and drawing) and clerks and servants connected with education. .. .. .	30	...	9	11	10	2	...	1	1	...
Order 51.—LETTERS AND ARTS AND SCIENCES .. .. .	46	...	4	32	10	3	...	1	2	...
Group 165. Public scribes, stenographers, etc. .. .. .	3	...	...	2	1	...	...	...	...	...
" 166. Architects, surveyors, engineers and their employees .. .. .	3	...	1	1	1	1	...	1	...	...
" 167. Others (authors, photographers, astronomers, meteorologists, botanists, archaeologists, artists, sculptors, etc.) .. .. .	14	...	3	8	3	...	...	...	...	...
" 168. Music composers and masters, players on all kinds of instruments (not military or police) singers, actors, and dancers. .. .. .	26	...	...	21	5	2	...	...	2	...
Order 52.—OTHER PROFESSIONAL OCCUPATIONS .. .. .	22,624	23	72	20,419	2,110	18,815	19	47	17,008	1,741
Group 169. House management not domestic service .. .. .	22,624	23	72	20,419	2,110	18,815	19	47	17,008	1,741
Order 53.—PERSONS LIVING PRINCIPALLY ON THEIR INCOME .. .. .	173	30	34	61	48	78	26	7	25	20
Group 170. Proprietors (other than of agricultural land), scholarship holders and pensioners .. .. .	147	29	24	53	41	73	27	6	24	17
" 171. Receivers of remittances from abroad .. .. .	26	1	10	8	7	5	...	1	1	3
Order 54.—DOMESTIC SERVICE .. .. .	820	...	4	709	107	795	...	2	697	96
Group 172. Cooks, water carriers, doorkeepers, watchmen and other indoor servants .. .. .	820	...	4	709	107	795	...	2	697	96
Order 55.—GENERAL TERMS NOT INDICATING THE PRECISE OCCUPATION .. .. .	40	3	15	9	13	10	...	3	5	3
Group 174. Manufacturers, business men and contractors otherwise unspecified, general merchants .. .. .	4	1	1	1	1	1	...	...	1	...
" 175. Cashiers, accountants, bookkeepers, clerks and other employees in unspecified offices, warehouses and shops .. .. .	18	2	5	3	8	2	...	1	1	...
" 176. Mechanics otherwise unspecified .. .. .	6	...	6	...	...	2	...	2	...	...
" 177. Labourers and workmen otherwise unspecified .. .. .	12	...	3	5	4	5	...	...	3	2
Order 57.—BEGGARS, VAGRANTS, PROSTITUTES, PERSONS SUPPORTED BY CHARITY .. .. .	24	...	14	3	7	18	...	11	1	6
Group 179. Beggars, vagrants, prostitutes, gamblers, etc. .. .. .	7	...	2	...	5	7	...	2	...	5
" 180. Persons support by charity .. .. .	17	...	12	3	2	11	...	9	1	1

TABLE XVII.

Occupations of working dependants by age for males and civil condition for females.

SOUTHERN DISTRICT.—concluded.

JEWS					CHRISTIANS					OTHERS				
Total following each occupation	MALES		FEMALES		Total following each occupation	MALES		FEMALES		Total following each occupation	MALES		FEMALES	
	Under 17 years of age	17 years and over	Married	Otherwise than married		Under 17 years of age	17 years and over	Married	Otherwise than married		Under 17 years of age	17 years and over	Married	Otherwise than married
12	13	14	15	16	17	18	19	20	21	22	23	24	25	26
1	...	...	1	...	...	...	...	...	...	...	...	...	...	...
1	...	...	1	...	...	...	...	...	...	...	...	...	...	...
36	...	...	27	9	...	...	...	...	...	...	...	...	...	...
9	...	...	7	2	...	...	...	...	...	...	...	...	...	...
27	...	...	20	7	...	...	...	...	...	...	...	...	...	...
28	...	8	10	10	...	...	...	...	...	...	...	...	...	...
28	...	8	10	10	...	...	...	...	...	...	...	...	...	...
37	...	2	29	6	6	...	1	1	4	...	...	...	...	...
8	...	...	2	1	...	...	...	...	...	...	...	...	...	...
...	...	...	...	...	8	...	...	1	1	...	...	...	...	...
11	...	2	8	1	3	...	1	...	2	...	...	...	...	...
23	...	...	19	4	1	...	...	...	1	...	...	...	...	...
3,435	4	24	3,294	313	174	...	1	117	56	...	...	...	...	...
3,435	4	24	3,294	313	174	...	1	117	56	...	...	...	...	...
91	4	25	35	27	4	...	2	1	1	...	...	...	...	...
71	3	17	28	23	3	...	1	1	1	...	...	...	...	...
20	1	8	7	4	1	...	1	...	...	...	...	...	...	...
24	...	1	12	11	1	...	1	...	...	...	...	...	...	...
24	...	1	12	11	1	...	1	...	...	...	...	...	...	...
29	3	12	3	11	1	...	...	1	...	...	...	...	...	...
3	1	1	...	1	...	...	...	...	...	...	...	...	...	...
15	2	4	1	8	1	...	...	1	...	...	...	...	...	...
4	...	4	...	...	...	...	...	...	...	...	...	...	...	...
7	...	3	2	2	...	...	...	...	...	...	...	...	...	...
5	...	2	2	1	1	...	1	...	...	...	...	...	...	...
...	...	...	...	...	...	...	...	...	...	...	...	...	...	...
5	...	2	2	1	1	...	1	...	...	...	...	...	...	...

TABLE XVII.

Occupations of working dependants by age for males and civil condition for females.

## JERUSALEM DISTRICT

OCCUPATION	ALL RELIGIONS					MOSLEMS				
	Total following each occupation	MALES		FEMALES		Total following each occupation	MALES		FEMALES	
		Under 17 years of age	17 years and over	Married	Otherwise than married		Under 17 years of age	17 years and over	Married	Otherwise than married
1	2	3	4	5	6	7	8	9	10	11
<b>TOTAL WORKING DEPENDANTS</b> .. .. .	<b>36,340</b>	<b>1,351</b>	<b>1,819</b>	<b>28,618</b>	<b>4,552</b>	<b>28,622</b>	<b>1,250</b>	<b>1,523</b>	<b>22,588</b>	<b>3,291</b>
<b>Order 1(a).—ORDINARY CULTIVATION</b> .. .. .	<b>1,182</b>	<b>285</b>	<b>547</b>	<b>150</b>	<b>200</b>	<b>1,091</b>	<b>263</b>	<b>528</b>	<b>126</b>	<b>174</b>
Group 1. Income from rent of agricultural land .. .. .	69	13	15	24	17	62	11	12	23	16
" 2. Ordinary cultivators .. .. .	454	130	49	110	165	377	111	35	91	140
" 3. Agents, managers of estates, clerks, rent collectors, etc. .. .. .	5	1	...	4	...	1	1	...	...	...
" 5. Farm servants and field labourers and watchers .. .. .	654	141	483	12	18	651	140	481	12	18
<b>Order 1(b).—GROWERS OF SPECIAL PRODUCTS &amp; MARKET GARDENING</b>	<b>1,261</b>	<b>364</b>	<b>95</b>	<b>314</b>	<b>488</b>	<b>1,206</b>	<b>354</b>	<b>80</b>	<b>298</b>	<b>474</b>
Group 6. Orange growers .. .. .	2	2	...	...	...	1	1	...	...	...
" 7. Fruit, flower, vegetable, vine, etc., growers and pickers. Floriculturists and nurserymen .. .. .	1,259	362	95	314	488	1,205	353	80	298	474
<b>Order 1(c).—FORESTRY</b> .. .. .	<b>1</b>	<b>...</b>	<b>1</b>	<b>...</b>	<b>...</b>	<b>...</b>	<b>...</b>	<b>...</b>	<b>...</b>	<b>...</b>
Group 9. Woodcutters, firewood collectors and charcoal burners .. .. .	1	...	1	...	...	...	...	...	...	...
<b>Order 1(d).—RAISING OF FARM STOCK &amp; STUD SERVICE</b> .. .. .	<b>878</b>	<b>336</b>	<b>527</b>	<b>8</b>	<b>7</b>	<b>871</b>	<b>335</b>	<b>525</b>	<b>7</b>	<b>4</b>
Group 10. Cattle and buffalo breeders and keepers .. .. .	9	3	2	1	3	4	2	2	...	...
" 11. Sheep, goat and pig breeders .. .. .	68	12	48	6	2	66	12	46	6	2
" 14. Herdsmen, shepherds, goatherds, etc. .. .. .	801	321	477	1	2	801	321	477	1	2
<b>Order 1(e).—RAISING OF SMALL ANIMALS</b> .. .. .	<b>23</b>	<b>...</b>	<b>1</b>	<b>19</b>	<b>3</b>	<b>...</b>	<b>...</b>	<b>...</b>	<b>...</b>	<b>...</b>
Group 15. Breeders of birds, bees, silk worms, and poultry farmers, rearers and sellers of leeches .. .. .	23	...	1	19	3	...	...	...	...	...
<b>Order 4.—QUARRIES OF HARD ROCKS</b> .. .. .	<b>12</b>	<b>8</b>	<b>4</b>	<b>...</b>	<b>...</b>	<b>12</b>	<b>8</b>	<b>4</b>	<b>...</b>	<b>...</b>
Group 21. Other minerals, (stone, limestone, sulphur, gypsum) and zizif .. .. .	12	8	4	...	...	12	8	4	...	...
<b>Order 6.—TEXTILES</b> .. .. .	<b>26</b>	<b>5</b>	<b>10</b>	<b>3</b>	<b>8</b>	<b>8</b>	<b>5</b>	<b>1</b>	<b>1</b>	<b>1</b>
Group 26. Cotton carpet weaving .. .. .	5	5	...	...	...	5	5	...	...	...
" 28. Other fibres, (flax, hemp, straw, etc.) .. .. .	1	...	1	...	...	1	...	1	...	...
" 29. Wool carders, spinners, weavers of woollen goods, carpets, etc. .. .. .	1	...	...	1	...	...	...	...	...	...
" 31. Hair, camel and horse hair, bristles work, brush makers, etc. .. .. .	12	...	9	...	3	...	...	...	...	...
" 33. Hosiery knitters and textile weavers .. .. .	2	...	...	1	1	2	...	...	1	1
" 35. Other (lace, crape, fringes, embroideries, etc.) and insufficiently described textile industries .. .. .	5	...	...	1	4	...	...	...	...	...
<b>Order 7.—HIDES, SKINS AND HARD MATERIALS FROM THE ANIMAL KINGDOM</b> .. .. .	<b>2</b>	<b>...</b>	<b>...</b>	<b>...</b>	<b>2</b>	<b>...</b>	<b>...</b>	<b>...</b>	<b>...</b>	<b>...</b>
Group 40. Bone, ivory, horn, shell, etc., workers, catgut string preparer .. .. .	2	...	...	...	2	...	...	...	...	...
<b>Order 8.—WOOD</b> .. .. .	<b>63</b>	<b>42</b>	<b>17</b>	<b>...</b>	<b>4</b>	<b>45</b>	<b>34</b>	<b>8</b>	<b>...</b>	<b>3</b>
Group 41. Sawyers, carpenters, turners, and joiners, etc. .. .. .	53	32	17	...	4	35	24	8	...	3
" 42. Basket makers and other industries of woody material and cork goods including leaves. Wicker workers, makers of brooms, gut sieves, etc. .. .. .	10	10	...	...	...	10	10	...	...	...











TABLE XVII.

Occupations of working dependants by age for males and civil condition for females.

JERUSALEM DISTRICT—continued.

OCCUPATION	ALL RELIGIONS					MOSLEMS				
	Total following each occupation	MALES		FEMALES		Total following each occupation	MALES		FEMALES	
		Under 17 years of age	17 years and over	Married	Otherwise than married		Under 17 years of age	17 years and over	Married	Otherwise than married
1	2	3	4	5	6	7	8	9	10	11
Order 29.—TRADE IN WOOD .. .. .	3	3	...	...	...	...	...	...	...	...
Group 115. Trade in wood (not firewood), cork, bark, etc. ..	3	3	...	...	...	...	...	...	...	...
Order 31.—TRADE IN POTTERY .. .. .	2	...	1	1	...	...	...	...	...	...
Group 117. Trade in pottery .. .. .	2	...	1	1	...	...	...	...	...	...
Order 32.—TRADE IN CHEMICAL PRODUCTS .. .. .	1	...	...	1	...	1	...	...	1	...
Group 118. Trade in chemical products, (drugs, dyes, paints, fuel oil, explosives, etc., and fertilizers).	1	...	...	1	...	1	...	...	1	...
Order 33.—HOTELS, CAFÉS, RESTAURANTS .. .. .	7	...	7	...	...	3	...	3	...	...
Group 119. Vendors of wine, liquors, aerated waters, ice cream, etc. .. .. .	2	...	2	...	...	...	...	...	...	...
" 120. Owners and managers of hotels, cookshops, serais, garages and stables (khans) etc., and their employees .. .. .	5	...	5	...	...	3	...	3	...	...
Order 34.—OTHER TRADE IN FOODSTUFFS .. .. .	107	12	19	44	32	85	7	16	41	21
Group 122. Grocers and sellers of vegetable oil, salt and other condiments .. .. .	34	7	11	9	7	26	6	9	7	4
" 123. Sellers of dairy produce, eggs, poultry .. .. .	8	1	...	4	3	6	...	...	4	2
" 124. Sellers of meat .. .. .	2	1	...	...	1	...	...	...	...	...
" 126. Sellers of vegetables and fruit .. .. .	54	1	7	31	15	52	1	6	30	15
" 128. Grain dealers .. .. .	9	2	1	...	6	1	...	1	...	...
Order 40.—TRADE IN ARTICLES OF LUXURY AND THOSE PERTAINING TO LETTERS AND THE ARTS AND SCIENCES .. .. .	2	...	1	...	1	...	...	...	...	...
Group 138. Dealers in precious stones, jewelry (real and imitation), clocks, optical instruments, etc. .. .. .	1	...	...	...	1	...	...	...	...	...
" 140. Publishers, booksellers, stationers, dealers in music, pictures, musical instruments, curiosities, antiquities and souvenir goods .. .. .	1	...	1	...	...	...	...	...	...	...
Order 42.—TRADE IN OTHERS SORTS .. .. .	5	...	5	...	...	...	...	...	...	...
Group 142. Shopkeepers otherwise unspecified .. .. .	1	...	1	...	...	...	...	...	...	...
" 143. Itinerant traders, pedlars, hawkers, etc. ....	4	...	4	...	...	...	...	...	...	...
Order 45.—Police .. .. .	3	1	1	1	...	1	...	1	...	...
Group 149. Police .. .. .	2	1	...	1	...	...	...	...	...	...
" 150. Village watchmen and ghafirs .. .. .	1	...	1	...	...	1	...	1	...	...
Order 46.—PUBLIC ADMINISTRATION .. .. .	14	5	5	3	1	10	5	2	2	1
Group 151. Service of the state .. .. .	4	...	2	1	1	1	...	...	...	1
" 153. Municipal and local council service .. .. .	1	...	1	...	...	1	...	1	...	...
" 155. Village officials and servants other than watchmen,—criers and secretaries .. .. .	9	5	2	2	...	8	5	1	2	...
Order 47.—RELIGION .. .. .	78	1	42	1	34	2	...	2	...	...
Group 156. Priests, ministers, sheikhs, and rabbis, etc. ..	17	1	12	1	3	...	...	...	...	...
" 157. Inmates of monasteries, etc. .. .. .	44	...	17	...	27	...	...	...	...	...
" 158. Catechists, readers, church and mission service ..	8	...	6	...	2	...	...	...	...	...
" 159. Burial ground service, pilgrim conductors, circumcisers, ritual slaughterers, beadles .. .. .	9	...	7	...	2	2	...	2	...	...

TABLE XVII.

Occupations of working dependants by age for males and civil condition for females.

JERUSALEM DISTRICT.—continued.

JEWS					CHRISTIANS					OTHERS				
Total following each occupation	MALES		FEMALES		Total following each occupation	MALES		FEMALES		Total following each occupation	MALES		FEMALES	
	Under 17 years of age	17 years and over	Married	Otherwise than married		Under 17 years of age	17 years and over	Married	Otherwise than married		Under 17 years of age	17 years and over	Married	Otherwise than married
12	13	14	15	16	17	18	19	20	21	22	23	24	25	26
..	..	..	..	..	2	2	..	..	..	..	..	..	..	..
..	..	..	..	..	3	3	..	..	..	..	..	..	..	..
2	..	1	1	..	..	..	..	..	..	..	..	..	..	..
2	..	1	1	..	..	..	..	..	..	..	..	..	..	..
..	..	..	..	..	..	..	..	..	..	..	..	..	..	..
..	..	..	..	..	..	..	..	..	..	..	..	..	..	..
2	..	2	..	..	2	..	2	..	..	..	..	..	..	..
1	..	1	..	..	1	..	1	..	..	..	..	..	..	..
1	..	1	..	..	1	..	1	..	..	..	..	..	..	..
3	..	..	2	1	19	5	3	1	10	..	..	..	..	..
1	..	..	1	..	7	1	2	1	3	..	..	..	..	..
1	..	..	..	1	1	1	..	..	3	..	..	..	..	..
..	..	..	..	..	2	1	..	..	1	..	..	..	..	..
1	..	..	1	..	1	..	1	..	..	..	..	..	..	..
..	..	..	..	..	8	2	..	..	6	..	..	..	..	..
1	..	1	..	..	1	..	..	..	1	..	..	..	..	..
..	..	..	..	..	1	..	..	..	1	..	..	..	..	..
1	..	1	..	..	..	..	..	..	..	..	..	..	..	..
5	..	5	..	..	..	..	..	..	..	..	..	..	..	..
1	..	1	..	..	..	..	..	..	..	..	..	..	..	..
4	..	4	..	..	..	..	..	..	..	..	..	..	..	..
1	1	..	..	..	1	..	..	1	..	..	..	..	..	..
1	1	..	..	..	1	..	..	1	..	..	..	..	..	..
..	..	..	..	..	..	..	..	..	..	..	..	..	..	..
1	..	1	..	..	3	..	2	1	..	..	..	..	..	..
..	..	..	..	..	3	..	2	1	..	..	..	..	..	..
1	..	1	..	..	..	..	..	..	..	..	..	..	..	..
16	..	15	..	1	60	1	25	1	33	..	..	..	..	..
1	..	1	..	..	16	1	11	1	3	..	..	..	..	..
9	..	8	..	1	35	..	9	..	26	..	..	..	..	..
1	..	1	..	..	7	..	5	..	2	..	..	..	..	..
5	..	5	..	..	2	..	..	..	2	..	..	..	..	..

TABLE XVII.

Occupations of working dependants by age for males and civil condition for females.

JERUSALEM DISTRICT.—*continued.*

OCCUPATION	ALL RELIGIONS					MOSLEMS				
	Total following each occupation	MALES		FEMALES		Total following each occupation	MALES		FEMALES	
		Under 17 years of age	17 years and over	Married	Otherwise than married		Under 17 years of age	17 years and over	Married	Otherwise than married
1	2	3	4	5	6	7	8	9	10	11
Order 48.—LAW .. .. .	6	...	6	...	...	...	...	...	...	...
Group 160. Lawyers of all kinds including judges, qadis, law agents .. .. .	1	...	1	...	...	...	...	...	...	...
" 161. Lawyers' clerks, petition writers, etc. .. .. .	5	...	5	...	...	...	...	...	...	...
Order 49.—MEDICINE .. .. .	50	1	1	18	30	...	...	...	...	...
Group 162. Medical practitioners of all kinds, including dentists, veterinary surgeons and orthopedists. .. .. .	2	...	...	2	...	...	...	...	...	...
" 163. Midwives, pharmaceutical chemists, nurses, masseurs, etc. .. .. .	48	1	1	16	30	...	...	...	...	...
Order 50.—INSTRUCTION .. .. .	31	...	12	3	16	26	...	...	6	20
Group 164. Professors and teachers, (excluding law, medicine, music, dancing and drawing) and clerks and servants connected with education. .. .. .	31	...	12	3	16	26	...	...	6	20
Order 51.—LETTERS AND ARTS AND SCIENCES .. .. .	32	1	5	19	7	5	...	1	3	1
Group 165. Public scribes, stenographers, etc. .. .. .	2	...	...	...	2	...	...	...	...	...
" 167. Others (authors, photographers, astronomers, meteorologists, botanists, archaeologists, artists, sculptors, etc.) .. .. .	7	...	3	3	1	...	...	...	...	...
" 168. Music composers and masters, players on all kinds of instruments (not military or police), singers, actors, and dancers .. .. .	23	1	2	16	4	5	...	1	3	1
Order 52.—OTHER PROFESSIONAL OCCUPATIONS .. .. .	31,264	35	90	27,777	3,362	24,525	30	79	21,929	2,487
Group 169. House management not domestic service .. .. .	31,264	35	90	27,777	3,362	24,525	30	79	21,929	2,487
Order 53.—PERSONS LIVING PRINCIPALLY ON THEIR INCOME .. .. .	405	61	59	116	169	198	50	16	79	53
Group 170. Proprietors (other than of agricultural land), scholarship holders and pensioners .. .. .	120	17	33	31	39	65	11	12	20	22
" 171. Receivers of remittances from abroad .. .. .	285	44	26	85	130	133	39	4	59	31
Order 54.—DOMESTIC SERVICE .. .. .	70	3	6	35	26	44	3	5	24	12
Group 172. Cooks, water carriers, doorkeepers, watchmen and other indoor servants .. .. .	70	3	6	35	26	44	3	5	24	12
Order 55.—GENERAL TERMS NOT INDICATING THE PRECISE OCCUPATION .. .. .	126	15	93	7	11	76	8	67	...	1
Group 174. Manufacturers, business men and contractors otherwise unspecified, general merchants .. .. .	2	...	2	...	...	2	...	2	...	...
" 175. Cashiers, accountants, bookkeepers, clerks and other employees in unspecified offices, warehouses and shops .. .. .	35	3	19	3	10	2	...	2	...	...
" 176. Mechanics otherwise unspecified .. .. .	9	4	4	1	...	1	1	...	...	...
" 177. Labourers and workmen otherwise unspecified .. .. .	80	8	68	3	1	71	7	63	...	1
Order 57.—BEGGARS, VAGRANTS, PROSTITUTES, PERSONS SUPPORTED BY CHARITY .. .. .	53	7	17	10	19	14	4	2	1	7
Group 179. Beggars, vagrants, prostitutes, gamblers, etc. .. .. .	5	2	1	...	2	2	2	...	...	...
" 180. Persons supported by charity. .. .. .	48	5	16	10	17	12	2	2	1	7

TABLE XVII.

Occupations of working dependants by age for males and civil condition for females.

JERUSALEM DISTRICT.—concluded.

Total following each occupation	JEWS				CHRISTIANS				OTHERS					
	MALES		FEMALES		Total following each occupation	MALES		FEMALES		Total following each occupation	MALES		FEMALES	
	Under 17 years of age	17 years and over	Married	Otherwise than married		Under 17 years of age	17 years and over	Married	Otherwise than married		Under 17 years of age	17 years and over	Married	Otherwise than married
12	13	14	15	16	17	18	19	20	21	22	23	24	25	26
5	...	5	...	...	1	...	1	...	...	...	...	...	...	...
1	...	1	...	...	...	...	...	...	...	...	...	...	...	...
4	...	4	...	...	1	...	1	...	...	...	...	...	...	...
11	1	1	7	2	12	...	...	5	7	1	...	...	...	1
2	...	...	2	...	...	...	...	...	...	...	...	...	...	...
9	1	1	5	2	12	...	...	5	7	1	...	...	...	1
12	...	2	2	8	19	...	10	1	8	...	...	...	...	...
12	...	2	2	8	19	...	10	1	8	...	...	...	...	...
21	...	2	14	5	6	1	2	2	1	...	...	...	...	...
2	...	...	...	2	...	...	...	...	...	...	...	...	...	...
5	...	1	3	1	2	...	2	...	...	...	...	...	...	...
14	...	1	11	2	4	1	...	2	1	...	...	...	...	...
4,318	4	8	3,924	382	2,420	1	3	1,923	493	1	...	...	1	...
4,318	4	8	3,924	382	2,420	1	3	1,923	493	1	...	...	1	...
55	2	12	14	27	152	9	31	23	89	...	...	...	...	...
27	1	9	8	9	28	5	12	3	8	...	...	...	...	...
28	1	3	6	18	124	4	19	20	81	...	...	...	...	...
17	...	...	10	7	9	...	1	1	7	...	...	...	...	...
17	...	...	10	7	9	...	1	1	7	...	...	...	...	...
41	6	21	5	9	7	1	5	...	1	2	...	...	2	...
...	...	...	...	...	...	...	...	...	...	...	...	...	...	...
81	3	16	3	9	2	...	1	...	1	...	...	...	...	...
6	3	2	1	...	2	...	2	...	...	...	...	...	...	...
4	...	3	1	...	3	1	2	...	...	2	...	...	2	...
27	3	12	7	5	12	...	3	2	7	...	...	...	...	...
...	...	...	...	...	3	...	1	...	2	...	...	...	...	...
27	3	12	7	5	9	...	2	...	5	...	...	...	...	...

## TABLE XVII.

Occupations of working dependants by age for males and civil condition for females.

## NORTHERN DISTRICT

OCCUPATION	ALL RELIGIONS					MOSLEMS				
	Total following each occupation	MALES		FEMALES		Total following each occupation	MALES		FEMALES	
		Under 17 years of age	17 years and over	Married	Otherwise than married		Under 17 years of age	17 years and over	Married	Otherwise than married
I	2	3	4	5	6	7	8	9	10	11
TOTAL WORKING DEPENDANTS .. .. .	19,416	453	1,101	15,326	2,536	15,577	396	849	12,366	1,972
Order 1 (a).—ORDINARY CULTIVATION .. .. .	1,107	113	575	261	158	847	99	482	135	127
Group 1. Income from rent of agricultural land .. .. .	75	17	9	23	26	71	16	9	22	24
" 2. Ordinary cultivators .. .. .	76	14	17	21	24	65	13	12	20	20
" 3. Agents, managers of estates, clerks, rent collectors, etc. .. .. .	1	...	1	...	...	...	...	...	...	...
" 5. Farm servants and field labourers and watchers.	955	82	548	217	108	711	70	461	97	83
Order 1 (b).—GROWERS OF SPECIAL PRODUCTS AND MARKET GARDENING .. .. .	216	36	58	61	60	174	30	44	53	47
Group 6. Orange growers .. .. .	5	...	3	2	...	2	...	2	...	...
" 7. Fruit, flower, vegetable, vine, etc., growers and pickers. Floriculturists and nurserymen. ..	211	36	56	59	60	172	30	42	53	47
Order 1 (c).—FORESTRY. .. .. .	5	...	3	1	1	4	...	2	1	1
Group 9. Woodcutters, firewood collectors and charcoal burners .. .. .	5	...	3	1	1	4	...	2	1	1
Order 1 (d).—RAISING OF FARM STOCK AND STUD SERVICE .. .. .	578	225	198	90	65	512	219	188	45	60
Group 10. Cattle and buffalo breeders and keepers .. .. .	77	17	11	20	29	76	17	10	20	29
" 11. Sheep, goat and pig breeders .. .. .	91	17	25	23	26	82	14	24	20	24
" 13. Advisers in stock raising and dairy production and poultry breeders .. .. .	47	1	1	42	3	...	...	...	...	...
" 14. Herdsmen, shepherds, goatherds, etc. .. .. .	363	190	161	5	7	354	188	154	5	7
Order 1 (e).—RAISING OF SMALL ANIMALS .. .. .	5	...	2	2	1	2	...	...	1	1
Group 15. Breeders of birds, bees, silk worms, and poultry farmers, rearers and sellers of leeches .. .. .	5	...	2	2	1	2	...	...	1	1
Order 2.—FISHING AND HUNTING .. .. .	1	...	1	...	...	1	...	1	...	...
Group 17. Fishing .. .. .	1	...	1	...	...	1	...	1	...	...
Order 4.—QUARRIES OF HARD ROCKS .. .. .	1	1	...	...	...	1	1	...	...	...
Group 21. Other minerals, (stone, limestone, sulphur, gypsum) and zifzif .. .. .	1	1	...	...	...	1	1	...	...	...
Order 6.—TEXTILES .. .. .	9	...	3	3	3	2	...	2	...	...
Group 25. Cotton weaving, spinning, carding and cleaning.	1	...	1	...	...	...	...	...	...	...
" 28. Other fibres, (flax, hemp, straw, etc.) .. .. .	2	...	2	...	...	2	...	2	...	...
" 29. Wool carders, spinners, weavers of woollen goods, carpets, etc. .. .. .	1	...	...	...	1	...	...	...	...	...
" 35. Other (lace, crape, fringes, embroideries, etc.), and insufficiently described textile industries	5	...	...	3	2	...	...	...	...	...
Order 7.—HIDES, SKINS AND HARD MATERIALS FROM THE ANIMAL KINGDOM .. .. .	1	...	...	...	1	...	...	...	...	...
Group 39. Furriers .. .. .	1	...	...	...	1	...	...	...	...	...
Order 8.—WOOD .. .. .	20	2	10	3	5	14	2	4	3	5
Group 41. Sawyers, carpenters, turners, and joiners, etc. ..	9	...	7	1	1	3	...	1	1	1
" 42. Basket makers and other industries of woody material and cork goods including leaves. Wicker workers, makers of brooms, gut sieves, etc. .. .. .	11	2	3	2	4	11	2	3	2	4







TABLE XVII.

Occupations of working dependants by age for males and civil condition for females.

NORTHERN DISTRICT—continued.

OCCUPATION	ALL RELIGIONS					MOSLEMS				
	Total following each occupation	MALES		FEMALES		Total following each occupation	MALES		FEMALES	
		Under 17 years of age	17 years and over	Married	Otherwise than married		Under 17 years of age	17 years and over	Married	Otherwise than married
I	2	3	4	5	6	7	8	9	10	11
Order 18.—INDUSTRIES OF LUXURY AND THOSE PERTAINING TO LITERATURE AND THE ARTS AND SCIENCES .. .. .	4	1	2	...	1	...	...	...	...	...
Group 89. Printers, lithographers, engravers, etc. .. .. .	2	1	...	...	1	...	...	...	...	...
" 91. Bookbinders and stitchers, envelope makers, paper bags and cardboard boxes manufacturers .. .. .	1	...	1	...	...	...	...	...	...	...
" 94. Workers in precious stones and metals, enamelers, imitation jewelry makers, gilders, etc. .. .. .	1	...	1	...	...	...	...	...	...	...
Order 21.—TRANSPORT BY WATER .. .. .	1	...	1	...	...	...	...	...	...	...
Group 100. Harbour works and stevedores .. .. .	1	...	1	...	...	...	...	...	...	...
Order 22.—TRANSPORT BY ROAD .. .. .	71	4	56	5	6	47	1	41	2	3
Group 104. Persons employed on the construction and maintenance of roads and bridges .. .. .	6	...	3	1	2	6	...	3	1	2
" 105. Cart, car and tractor owners and drivers, stable boys, managers and employees (excluding private servants).. .. .	10	1	6	1	2	1	...	1	...	...
" 106. Pack camel, mule, ass and bullock owners and drivers and animal hospitals managers and attendants .. .. .	58	3	45	3	2	58	1	35	1	1
" 107. Porters and messengers .. .. .	2	...	2	...	...	2	...	2	...	...
Order 23.—TRANSPORT BY RAIL .. .. .	2	...	1	...	1	1	...	...	...	1
Group 108. Railway employees of all kinds other than on construction .. .. .	1	...	...	...	1	1	...	...	...	1
" 109. Labourers employed on railway construction .. .. .	1	...	1	...	...	...	...	...	...	...
Order 24.—POST OFFICE, TELEGRAPH AND TELEPHONE SERVICES .. .. .	1	...	1	...	...	1	...	1	...	...
Group 110. Post office, telegraph and telephone services, persons employed on telegraph and telephone line construction .. .. .	1	...	1	...	...	1	...	1	...	...
Order 25.—BANKS, ESTABLISHMENTS OF CREDIT, EXCHANGE AND INSURANCE .. .. .	1	1	...	...	...	...	...	...	...	...
Group 111. Bank managers, money-lenders, exchange and insurance agents, money-changers and their employees .. .. .	1	1	...	...	...	...	...	...	...	...
Order 26.—BROKERAGE, COMMISSION AND EXPORT. .. .. .	1	...	1	...	...	...	...	...	...	...
Group 112. Brokers, commission agents, commercial travellers, warehouse owners and employees .. .. .	1	...	1	...	...	...	...	...	...	...
Order 27.—TRADE IN TEXTILES .. .. .	8	5	...	1	2	8	5	...	1	2
Group 113. Trade in piece goods, wool, cotton, silk, hair and other textiles and fibres .. .. .	8	5	...	1	2	8	5	...	1	2
Order 29.—TRADE IN WOOD .. .. .	1	...	...	1	...	...	...	...	...	...
Group 115. Trade in wood (not firewood), cork, bark, etc. .. .. .	1	...	...	1	...	...	...	...	...	...
Order 31.—TRADE IN POTTERY .. .. .	5	3	2	...	...	5	3	2	...	...
Group 117. Trade in pottery .. .. .	5	3	2	...	...	5	3	2	...	...



TABLE XVII.

Occupations of working dependants by age for males and civil condition for females.

NORTHERN DISTRICT—continued.

OCCUPATION	ALL RELIGIONS					MOSLEMS				
	Total following each occupation	MALES		FEMALES		Total following each occupation	MALES		FEMALES	
		Under 17 years of age	17 years and over	Married	Otherwise than married		Under 17 years of age	17 years and over	Married	Otherwise than married
I	2	3	4	5	6	7	8	9	10	11
Order 33.—HOTELS, CAFÉS, RESTAURANTS .. .. .	10	...	2	7	1	2	...	1	1	...
Group 119. Vendors of wine, liquors, aerated waters, ice cream, etc. .. .. .	1	...	1	...	...	...	...	...	...	...
" 120. Owners and managers of hotels, cookshops, serais, garages and stables (khans) etc., and their employees .. .. .	9	...	1	7	1	2	...	1	1	...
Order 34.—OTHER TRADE IN FOODSTUFFS .. .. .	68	11	18	23	16	53	8	13	19	13
Group 122. Grocers and sellers of vegetable oil, salt and other condiments .. .. .	37	9	11	10	7	29	7	8	7	7
" 123. Sellers of dairy produce, eggs, poultry .. .. .	22	2	4	9	7	16	1	2	8	5
" 126. Sellers of vegetables and fruit .. .. .	4	...	...	2	2	2	...	...	2	1
" 128. Grain dealers .. .. .	4	...	2	2	...	4	...	2	2	...
" 129. Tobacco, cigarettes and snuff sellers .. .. .	1	...	1	...	...	1	...	1	...	...
Order 35.—TRADE IN CLOTHING AND TOILET ARTICLES .. .. .	2	...	1	...	1	1	...	1	...	...
Group 132. Trade in ready-made clothing, second-hand clothing, and other articles of dress and the toilet (hats, umbrellas, canes, socks, shoes, perfumes, soap, etc.) .. .. .	2	...	1	...	1	1	...	1	...	...
Order 40.—TRADE IN ARTICLES OF LUXURY AND THOSE PERTAINING TO LETTERS AND THE ARTS AND SCIENCES .. .. .	1	1	...	...	...	1	1	...	...	...
Group 140. Publishers, booksellers, stationers, dealers in music, pictures, musical instruments, curiosities, antiquities and souvenir goods .. .. .	1	1	...	...	...	1	1	...	...	...
Order 42.—TRADE IN OTHER SORTS .. .. .	10	1	8	1	...	9	1	7	1	...
Group 142. Shopkeepers otherwise unspecified .. .. .	1	...	...	1	...	1	...	...	1	...
" 143. Itinerant traders, pedlars, hawkers, etc. .. .. .	9	1	8	...	...	8	1	7	...	...
Order 43.—ARMY AND AIR FORCE .. .. .	1	...	1	...	...	...	...	...	...	...
Group 147. Army local .. .. .	1	...	1	...	...	...	...	...	...	...
Order 45.—POLICE .. .. .	5	...	2	3	...	3	...	1	2	...
Group 149. Police .. .. .	3	...	...	3	...	2	...	...	2	...
" 150. Village watchmen and ghafirs .. .. .	2	...	2	...	...	1	...	1	...	...
Order 46.—PUBLIC ADMINISTRATION .. .. .	4	...	4	...	...	3	...	3	...	...
Group 153. Municipal and local council service .. .. .	2	...	2	...	...	2	...	2	...	...
" 155. Village officials and servants other than watchmen,—criers and secretaries .. .. .	2	...	2	...	...	1	...	1	...	...
Order 47.—RELIGION .. .. .	5	1	3	1	...	3	1	2	...	...
Group 156. Priests, ministers, sheikhs, and rabbis, etc. .. .. .	1	1	...	...	...	1	1	...	...	...
" 158. Catechists, readers, church and mission service .. .. .	2	...	2	...	...	2	...	2	...	...
" 159. Burial ground service, pilgrim conductors, circumcisers, ritual slaughterers, beadles .. .. .	2	...	1	1	...	...	...	...	...	...



TABLE XVII.

Occupations of working dependants by age for males and civil condition for females.

NORTHERN DISTRICT—continued.

OCCUPATION	ALL RELIGIONS					MOSLEMS				
	Total following each occupation	MALES		FEMALES		Total following each occupation	MALES		FEMALES	
		Under 17 years of age	17 years and over	Married	Otherwise than married		Under 17 years of age	17 years and over	Married	Otherwise than married
1	2	3	4	5	6	7	8	9	10	11
Order 49.—MEDICINE .. .. .	59	...	1	18	40	45	...	...	9	36
Group 163. Midwives, pharmaceutical chemists, nurses, masseurs, etc. .. .. .	59	...	1	18	40	45	...	...	9	36
Order 50.—INSTRUCTION .. .. .	19	2	6	6	5	2	2	...	...	...
Group 164. Professors and teachers, (excluding law, medicine, music, dancing and drawing) and clerks and servants connected with education .. .. .	19	2	6	6	5	2	2	...	...	...
Order 51.—LETTERS AND ARTS AND SCIENCES .. .. .	24	3	8	11	2	12	3	3	6	...
Group 166. Architects, surveyors, engineers and their employees .. .. .	3	...	2	1	...	...	...	...	...	...
" 167. Others (authors, photographers, astronomers, meteorologists, botanists, archaeologists, artists, sculptors, etc.) .. .. .	4	...	3	1	...	...	...	...	...	...
" 168. Music composers and masters, players on all kinds of instruments (not military or police), singers, actors, and dancers. .. .. .	17	3	3	9	2	12	3	3	6	...
Order 52.—OTHER PROFESSIONAL OCCUPATIONS .. .. .	16,655	12	18	14,643	1,982	13,538	6	11	11,958	1,563
Group 169. House management not domestic service .. .. .	16,655	12	18	14,643	1,982	13,538	6	11	11,958	1,563
Order 53.—PERSONS LIVING PRINCIPALLY ON THEIR INCOME .. .. .	166	14	34	46	72	84	6	9	28	41
Group 170. Proprietors (other than of agricultural land), scholarship holders and pensioners .. .. .	95	11	25	23	36	41	4	9	10	18
" 171. Receivers of remittances from abroad .. .. .	71	3	9	23	36	43	2	...	18	23
Order 54.—DOMESTIC SERVICE .. .. .	36	...	3	23	10	12	...	...	12	...
Group 172. Cooks, water carriers, doorkeepers, watchmen and other indoor servants .. .. .	36	...	3	23	10	12	...	...	12	...
Order 55.—GENERAL TERMS NOT INDICATING THE PRECISE OCCUPATION .. .. .	40	...	14	8	18	18	...	6	2	10
Group 174. Manufacturers, business men and contractors otherwise unspecified, general merchants .. .. .	3	...	1	1	1	2	...	...	1	1
" 175. Cashiers, accountants, bookkeepers, clerks and other employees in unspecified offices, warehouses and shops .. .. .	18	...	7	6	5	1	...	1	...	...
" 176. Mechanics otherwise unspecified .. .. .	1	...	1	...	...	1	...	1	...	...
" 177. Labourers and workmen otherwiseun specified. .. .. .	18	...	5	1	12	14	...	4	1	9
Order 56.—INMATES OF JAILS, ASYLUMS AND HOSPITALS .. .. .	3	...	3	...	...	3	...	3	...	...
Group 178. Inmates of jails, mental homes and hospitals .. .. .	3	...	3	...	...	3	...	3	...	...
Order 57.—BEGGARS, VAGRANTS, PROSTITUTES, PERSONS SUPPORTED BY CHARITY .. .. .	47	2	13	12	20	28	...	2	8	18
Group 179. Beggars, vagrants, prostitutes, gamblers, etc. .. .. .	3	...	1	1	1	1	...	...	...	1
" 180. Persons supported by charity .. .. .	44	2	12	11	19	27	...	2	8	17



STATE OF CALIFORNIA

IN SENATE, January 10, 1900.

REPORT OF THE COMMISSIONERS OF THE LAND OFFICE.

FOR THE YEAR ENDING DECEMBER 31, 1899.

ALBANY: PRINTED BY THE STATE PRINTING OFFICE, 1899.

RECEIVED JAN 11 1900

STATE OF CALIFORNIA

IN SENATE, January 10, 1900.

REPORT OF THE COMMISSIONERS OF THE LAND OFFICE.

FOR THE YEAR ENDING DECEMBER 31, 1899.

ALBANY: PRINTED BY THE STATE PRINTING OFFICE, 1899.

RECEIVED JAN 11 1900

STATE OF CALIFORNIA

IN SENATE, January 10, 1900.

REPORT OF THE COMMISSIONERS OF THE LAND OFFICE.

FOR THE YEAR ENDING DECEMBER 31, 1899.

ALBANY: PRINTED BY THE STATE PRINTING OFFICE, 1899.

RECEIVED JAN 11 1900

STATE OF CALIFORNIA

IN SENATE, January 10, 1900.

REPORT OF THE COMMISSIONERS OF THE LAND OFFICE.

FOR THE YEAR ENDING DECEMBER 31, 1899.

ALBANY: PRINTED BY THE STATE PRINTING OFFICE, 1899.

RECEIVED JAN 11 1900

STATE OF CALIFORNIA

IN SENATE, January 10, 1900.

REPORT OF THE COMMISSIONERS OF THE LAND OFFICE.

FOR THE YEAR ENDING DECEMBER 31, 1899.

ALBANY: PRINTED BY THE STATE PRINTING OFFICE, 1899.

RECEIVED JAN 11 1900

STATE OF CALIFORNIA

**TABLE XVIII.**

---

**OCCUPATIONS OF AGRICULTURISTS—EARNERS ONLY.**

---

This table shows the numbers of earners following principal occupations as receivers of rent of agricultural land (Group 1), or ordinary cultivators (Group 2), or agricultural labourers and farm servants (Group 5) who have subsidiary occupations.

TABLE XVIII.

Subsidiary occupations of agriculturists.—Earners only.—  
Income from rent of agricultural land.  
ALL PALESTINE

Total number of actual earners			
Religion	Persons	Males	Females
Moslems ...	5,027	3,609	1,418
Jews ...	10	8	2
Christians ...	236	154	82
Others ...	38	24	14
Total ...	5,311	3,795	1,516

SUBSIDIARY OCCUPATION	NUMBER OF ACTUAL EARNERS WHO RETURNED SUBSIDIARY OCCUPATIONS														
	TOTAL PERSONS			MOSLEMS			JEWS			CHRISTIANS			OTHERS		
	Persons	Males	Females	Persons	Males	Females	Persons	Males	Females	Persons	Males	Females	Persons	Males	Females
I	2	3	4	5	6	7	8	9	10	11	12	13	14	15	16
<b>TOTAL</b> .. .. .	<b>1,968</b>	<b>1,448</b>	<b>520</b>	<b>1,376</b>	<b>1,376</b>	<b>500</b>	<b>2</b>	<b>2</b>	...	<b>82</b>	<b>63</b>	<b>19</b>	<b>8</b>	<b>7</b>	<b>1</b>
<b>ORDER 1(a). (Groups 1-5).—ORDINARY CULTIVATION</b>	<b>244</b>	<b>228</b>	<b>16</b>	<b>242</b>	<b>226</b>	<b>16</b>	<b>1</b>	<b>1</b>	...	<b>1</b>	<b>1</b>	...	...	...	...
2. Ordinary cultivators .. .. .	30	27	3	28	25	3	1	1	...	1	1	...	...	...	...
5. Farm servants and field labourers and watchers	214	201	13	214	201	13	...	...	...	...	...	...	...	...	...
<b>ORDER 1(b). (Groups 6-7).—GROWERS OF SPECIAL PRODUCTS AND MARKET GARDENING</b> .. ..	<b>528</b>	<b>439</b>	<b>89</b>	<b>501</b>	<b>420</b>	<b>81</b>	...	...	...	<b>24</b>	<b>16</b>	<b>8</b>	<b>3</b>	<b>3</b>	...
6. Orange growers .. .. .	110	104	6	107	103	4	...	...	...	3	1	2	...	...	...
7. Fruit, flower, vegetable, vine, etc. grower and pickers. Floriculturists and nurserymen..	418	335	83	394	317	77	...	...	...	21	15	6	3	3	...
<b>ORDER 1(c). (Groups 8-9).—FORESTRY</b> .. ..	<b>5</b>	<b>5</b>	...	<b>5</b>	<b>5</b>	...	...	...	...	...	...	...	...	...	...
9. Woodcutters, firewood collectors and charcoal burners .. .. .	5	5	...	5	5	...	...	...	...	...	...	...	...	...	...
<b>ORDER 1(d). (Groups 10-14).—RAISING OF FARMSTOCK AND STUD SERVICE</b> .. .. .	<b>212</b>	<b>200</b>	<b>12</b>	<b>210</b>	<b>198</b>	<b>12</b>	...	...	...	<b>2</b>	<b>2</b>	...	...	...	...
10. Cattle and buffalo breeders and keepers ..	12	9	3	10	7	3	...	...	...	2	2	...	...	...	...
11. Sheep, goat and pig breeders .. .. .	148	139	9	148	139	9	...	...	...	2	2	...	...	...	...
14. Herdsmen, shepherds, goatherds, etc. ..	52	52	...	52	52	...	...	...	...	...	...	...	...	...	...
<b>ORDER 1(e). (Group 15).—RAISING OF SMALL ANIMALS</b>	<b>2</b>	...	<b>2</b>	<b>2</b>	...	<b>2</b>	...	...	...	...	...	...	...	...	...
15. Breeders of birds, bees, silk worms, and poultry farmers, rearers and sellers of leeches	2	...	2	2	...	2	...	...	...	...	...	...	...	...	...
<b>ORDER 2. (Groups 17-18).—FISHING AND HUNTING..</b>	<b>3</b>	<b>3</b>	...	<b>3</b>	<b>3</b>	...	...	...	...	...	...	...	...	...	...
17. Fishing .. .. .	2	2	...	2	2	...	...	...	...	...	...	...	...	...	...
18. Hunting .. .. .	1	1	...	1	1	...	...	...	...	...	...	...	...	...	...
<b>ORDER 4. (Group 21).—QUARRIES OF HARD ROCKS</b> ..	<b>12</b>	<b>12</b>	...	<b>12</b>	<b>12</b>	...	...	...	...	...	...	...	...	...	...
21. Other minerals, (stone, limestone, sulphur, gypsum) and zifzif .. .. .	12	12	...	12	12	...	...	...	...	...	...	...	...	...	...
<b>ORDER 6. (Groups 25-35).—TEXTILES..</b> .. ..	<b>5</b>	<b>5</b>	...	<b>5</b>	<b>5</b>	...	...	...	...	...	...	...	...	...	...
25. Cotton weaving, spinning, carding and cleaning .. .. .	3	3	...	3	3	...	...	...	...	...	...	...	...	...	...
28. Other fibres, (flax, hemp, straw, etc.)..	1	1	...	1	1	...	...	...	...	...	...	...	...	...	...
34. Dyeing, bleaching, printing, preparation and sponging of textiles .. .. .	1	1	...	1	1	...	...	...	...	...	...	...	...	...	...
<b>ORDER 7. (Groups 36-40).—HIDES, SKINS AND HARD MATERIALS FROM THE ANIMAL KINGDOM</b> ..	<b>3</b>	<b>3</b>	...	<b>1</b>	<b>1</b>	...	...	...	...	<b>2</b>	<b>2</b>	...	...	...	...
37. Leather dyers .. .. .	1	1	...	1	1	...	...	...	...	...	...	...	...	...	...
39. Furriers .. .. .	2	2	...	...	...	...	...	...	...	2	2	...	...	...	...
<b>ORDER 8. (Groups 41-42).—WOOD</b> .. .. .	<b>21</b>	<b>20</b>	<b>1</b>	<b>16</b>	<b>16</b>	...	...	...	...	<b>4</b>	<b>4</b>	...	<b>1</b>	...	<b>1</b>
41. Sawyers, carpenters, turners, and joiners, etc.	20	20	...	16	16	...	...	...	...	4	4	...	...	...	...
42. Basket makers and other industries of woody material and cork goods including leaves. Wicker workers, maker of brooms, gut sieves, etc. .. .. .	1	...	1	...	...	...	...	...	...	...	...	...	1	...	1
<b>ORDER 9. (Groups 43-49).—METALS</b> .. .. .	<b>2</b>	<b>2</b>	...	<b>1</b>	<b>1</b>	...	...	...	...	<b>1</b>	<b>1</b>	...	...	...	...
46. Makers of sieves and other workers in iron and makers of implements and tools principally or exclusively of iron .. .. .	2	2	...	1	1	...	...	...	...	1	1	...	...	...	...







TABLE XVIII.

Subsidiary occupations of agriculturists.—Earners only.—  
Income from rent of agricultural land.—*continued.*  
SOUTHERN DISTRICT

Total number of actual earners			
Religion	Persons	Males	Females
Moslems ...	1,279	868	411
Jews ...	4	2	2
Christians ...	20	16	4
Others ...	...	...	...
Total ...	1,303	886	417

SUBSIDIARY OCCUPATION	NUMBER OF ACTUAL EARNERS WHO RETURNED SUBSIDIARY OCCUPATIONS														
	TOTAL PERSONS			MOSLEMS			JEWS			CHRISTIANS			OTHERS		
	Persons	Males	Females	Persons	Males	Females	Persons	Males	Females	Persons	Males	Females	Persons	Males	Females
I	2	3	4	5	6	7	8	9	10	11	12	13	14	15	16
TOTAL .. .. .	460	327	133	451	321	130	...	...	...	9	6	3	...	...	...
ORDER I(a). (Groups 1-5).—ORDINARY CULTIVATION.	44	44	...	44	44	...	...	...	...	...	...	...	...	...	...
2. Ordinary cultivators .. .. .	6	6	...	6	6	...	...	...	...	...	...	...	...	...	...
5. Farm servants and field labourers and watchers .. .. .	38	38	...	38	38	...	...	...	...	...	...	...	...	...	...
ORDER I(b). (Groups 6-7).—GROWERS OF SPECIAL PRODUCTS AND MARKET GARDENING .. .. .	120	107	13	117	106	11	...	...	...	3	1	2	...	...	...
6. Orange growers .. .. .	53	47	6	50	46	4	...	...	...	3	1	2	...	...	...
7. Fruit, flower, vegetable, vine, etc., growers and pickers. Floriculturists and nursery- men .. .. .	67	60	7	67	60	7	...	...	...	...	...	...	...	...	...
ORDER I(d). (Groups 10-14).—RAISING OF FARMSTOCK AND STUD SERVICE .. .. .	23	20	3	23	20	3	...	...	...	...	...	...	...	...	...
11. Sheep, goat and pig breeders .. .. .	18	15	3	18	15	3	...	...	...	...	...	...	...	...	...
14. Herdsmen, shepherds, goatherds, etc. ..	5	5	...	5	5	...	...	...	...	...	...	...	...	...	...
ORDER 4. (Group 21).—QUARRIES OF HARD ROCKS ..	3	3	...	3	3	...	...	...	...	...	...	...	...	...	...
21. Other minerals (stone, limestone, sulphur, gypsum) and zifzif .. .. .	3	3	...	3	3	...	...	...	...	...	...	...	...	...	...
ORDER 6. (Groups 25-35) TEXTILES .. .. .	4	4	...	4	4	...	...	...	...	...	...	...	...	...	...
25. Cotton weaving, spinning, carding and clean- ing .. .. .	3	3	...	3	3	...	...	...	...	...	...	...	...	...	...
34. Dyeing, bleaching, printing, preparation and sponging of textiles .. .. .	1	1	...	1	1	...	...	...	...	...	...	...	...	...	...
ORDER 8. (Groups 41-42).—WOOD .. .. .	5	5	...	5	5	...	...	...	...	...	...	...	...	...	...
41. Sawyers, carpenters, turners, and joiners, etc.	5	5	...	5	5	...	...	...	...	...	...	...	...	...	...
ORDER 11. (Groups 55-60).—CHEMICAL PRODUCTS PROPERLY SO CALLED AND ANALOGOUS .. .. .	1	1	...	1	1	...	...	...	...	...	...	...	...	...	...
58. Manufacture and refinery of vegetable and mineral oils .. .. .	1	1	...	1	1	...	...	...	...	...	...	...	...	...	...
ORDER 12. (Groups 61-70).—FOOD INDUSTRIES ..	4	4	...	4	4	...	...	...	...	...	...	...	...	...	...
61. Cereals and salt grinders .. .. .	2	2	...	2	2	...	...	...	...	...	...	...	...	...	...
64. Butchers .. .. .	1	1	...	1	1	...	...	...	...	...	...	...	...	...	...
67. Sweetmeat makers, preparers of jam and condiments, vegetable preserves and pickles, etc. .. .. .	1	1	...	1	1	...	...	...	...	...	...	...	...	...	...
ORDER 13. (Groups 71-77).—INDUSTRIES OF DRESS AND THE TOILET .. .. .	6	3	3	6	3	3	...	...	...	...	...	...	...	...	...
72. Tailors, milliners, dressmakers, darners, embroiderers .. .. .	3	...	3	3	...	3	...	...	...	...	...	...	...	...	...
76. Barbers, hairdressers, wigmakers .. .. .	3	3	...	3	3	...	...	...	...	...	...	...	...	...	...
ORDER 15. (Groups 80-83).—BUILDING INDUSTRIES ..	4	4	...	3	3	...	...	...	...	1	1	...	...	...	...
82. Stone and marble workers and crushers, masons and bricklayers .. .. .	2	2	...	2	2	...	...	...	...	...	...	...	...	...	...
83. Others (thatchers, building contractors, house painters, tilers, plumbers, locksmiths, etc.)	2	2	...	1	1	...	...	...	...	1	1	...	...	...	...











TABLE XVIII.

Subsidiary occupations of agriculturists.—Earners only.—  
Income from rent of agricultural land.—*continued.*  
NORTHERN DISTRICT.—*continued.*

SUBSIDIARY OCCUPATION	NUMBER OF ACTUAL EARNERS WHO RETURNED SUBSIDIARY OCCUPATIONS														
	TOTAL PERSONS			MOSLEMS			JEWS			CHRISTIANS			OTHERS		
	Persons	Males	Females	Persons	Males	Females	Persons	Males	Females	Persons	Males	Females	Persons	Males	Females
I	2	3	4	5	6	7	8	9	10	11	12	13	14	15	16
ORDER 12. (Groups 61-70).—FOOD INDUSTRIES ..	15	15	...	15	15	...	...	...	...	...	...	...	...	...	...
61. Cereals and salt grinders .. .. .	8	8	...	8	8	...	...	...	...	...	...	...	...	...	...
64. Butchers .. .. .	7	7	...	7	7	...	...	...	...	...	...	...	...	...	...
ORDER 13. (Groups 71-77).—INDUSTRIES OF DRESS AND THE TOILET .. .. .	16	9	7	12	7	5	...	...	...	4	2	2	...	...	...
72. Tailors, milliners, dressmakers, darners, embroiderers .. .. .	9	2	7	7	2	5	...	...	...	2	...	2	...	...	...
73. Shoe, boot and sandal makers .. .. .	2	2	...	1	1	...	...	...	...	1	1	...	...	...	...
76. Barbers, hairdressers, wigmakers .. .. .	5	5	...	4	4	...	...	...	...	1	1	...	...	...	...
ORDER 15. (Groups 80-83).—BUILDING INDUSTRIES ..	8	8	...	6	6	...	...	...	...	2	2	...	...	...	...
82. Stone and marble workers and crushers, masons and bricklayers .. .. .	3	3	...	2	2	...	...	...	...	1	1	...	...	...	...
83. Other (thatchers, building contractors, house painters, tilers, plumbers, locksmiths, etc.)	5	5	...	4	4	...	...	...	...	1	1	...	...	...	...
ORDER 22. (Groups 104-107).—TRANSPORT BY ROAD	31	30	1	30	29	1	...	...	...	...	...	...	1	1	...
104. Persons employed on the construction and maintenance of roads and bridges .. .. .	8	8	...	8	8	...	...	...	...	...	...	...	...	...	...
105. Cart, car and tractor owners, and drivers, stable boys, managers and employees (excluding private servants) .. .. .	2	2	...	2	2	...	...	...	...	...	...	...	...	...	...
106. Pack, camel, mule, ass and bullock owners and drivers, and animal hospitals managers and attendants .. .. .	21	20	1	20	19	1	...	...	...	...	...	...	1	1	...
ORDER 23. (Groups 108-109).—TRANSPORT BY RAIL..	2	2	...	2	2	...	...	...	...	...	...	...	...	...	...
108. Railway employees of all kinds other than on construction .. .. .	2	2	...	2	2	...	...	...	...	...	...	...	...	...	...
ORDER 25. (Group 111).—BANKS, ESTABLISHMENTS OF CREDIT, EXCHANGE AND INSURANCE .. .. .	2	2	...	1	1	...	...	...	...	1	1	...	...	...	...
111. Bank managers, money-lenders, exchange and insurance agents, money-changers and their employees .. .. .	2	2	...	1	1	...	...	...	...	1	1	...	...	...	...
ORDER 27. (Group 113).—TRADE IN TEXTILES ..	2	2	...	2	2	...	...	...	...	...	...	...	...	...	...
113. Trade in piece goods, wool, cotton, silk, hair and other textiles, and fibres .. .. .	2	2	...	2	2	...	...	...	...	...	...	...	...	...	...
ORDER 31. (Group 117).—TRADE IN POTTERY..	2	2	...	2	2	...	...	...	...	...	...	...	...	...	...
117. Trade in pottery .. .. .	2	2	...	2	2	...	...	...	...	...	...	...	...	...	...
ORDER 33. (Groups 119-120).—HOTELS, CAFÉS, RESTAURANTS .. .. .	1	1	...	1	1	...	...	...	...	...	...	...	...	...	...
120. Owners and managers of hotels, cookshops, serais, garages and stables (khans) etc., and their employees .. .. .	1	1	...	1	1	...	...	...	...	...	...	...	...	...	...
ORDER 34. (Groups 121-131).—OTHER TRADE IN FOODSTUFFS .. .. .	38	38	...	32	32	...	...	...	...	5	5	...	1	1	...
122. Grocers and sellers of vegetable oil, salt and other condiments .. .. .	21	21	...	18	18	...	...	...	...	3	3	...	...	...	...
123. Sellers of dairy produce, eggs, poultry .. .. .	11	11	...	10	10	...	...	...	...	1	1	...	...	...	...
125. Seller of bread, cakes and sweetmeats, etc. .. .. .	1	1	...	1	1	...	...	...	...	...	...	...	...	...	...
126. Sellers of vegetables and fruit.. .. .	4	4	...	2	2	...	...	...	...	1	1	...	1	1	...
128. Grain dealers .. .. .	1	1	...	1	1	...	...	...	...	...	...	...	...	...	...
ORDER 35. (Group 132).—TRADE IN CLOTHING AND TOILET ARTICLES .. .. .	4	4	...	3	3	...	...	...	...	...	...	...	1	1	...
132. Trade in ready-made clothing, second-hand clothing, and other articles of dress and the toilet. (hats umbrellas, canes, socks, shoes perfumes, soap, etc.) .. .. .	4	4	...	3	3	...	...	...	...	...	...	...	1	1	...

TABLE XVIII.

Subsidiary occupations of agriculturists.—Earners only.—  
Income from rent of agricultural land.—concluded.  
NORTHERN DISTRICT—concluded.

SUBSIDIARY OCCUPATION	NUMBER OF ACTUAL EARNERS WHO RETURNED SUBSIDIARY OCCUPATIONS														
	TOTAL PERSONS			MOSLEMS			JEWS			CHRISTIANS			OTHERS		
	Persons	Males	Females	Persons	Males	Females	Persons	Males	Females	Persons	Males	Females	Persons	Males	Females
I	2	3	4	5	6	7	8	9	10	11	12	13	14	15	16
ORDER 38. (Group 136).—TRADE IN MEANS OF TRANSPORT	4	4	...	4	4	...	...	...	...	...	...	...	...	...	...
136. Dealers in motorcars, horses, mules, camels, asses, etc., sellers (not makers) of carriages, saddlery, etc.	4	4	...	4	4	...	...	...	...	...	...	...	...	...	...
ORDER 42. (Groups 142-145).—TRADE IN OTHER SORTS	2	2	...	2	2	...	...	...	...	...	...	...	...	...	...
143. Itinerant traders, pedlars, hawkers, etc.	2	2	...	2	2	...	...	...	...	...	...	...	...	...	...
ORDER 45. (Groups 149-150).—POLICE	4	4	...	4	4	...	...	...	...	...	...	...	...	...	...
149. Police	1	1	...	1	1	...	...	...	...	...	...	...	...	...	...
150. Village watchmen and ghafirs	3	3	...	3	3	...	...	...	...	...	...	...	...	...	...
ORDER 46. (Groups 151-155).—PUBLIC ADMINISTRATION	8	8	...	7	7	...	...	...	...	1	1	...	...	...	...
151. Service of the state	1	1	...	...	...	...	...	...	...	1	1	...	...	...	...
153. Municipal and local council service	3	2	...	2	2	...	...	...	...	...	...	...	...	...	...
155. Village officials and servants other than watchmen, criers and secretaries	5	5	...	5	5	...	...	...	...	...	...	...	...	...	...
ORDER 47. (Groups 156-159).—RELIGION	10	10	...	7	7	...	...	...	...	3	3	...	...	...	...
156. Priests, ministers, sheikhs, and rabbis, etc.	10	10	...	7	7	...	...	...	...	3	3	...	...	...	...
ORDER 48. (Groups 160-161).—LAW	1	1	...	1	1	...	...	...	...	...	...	...	...	...	...
160. Lawyers of all kinds including judges, qadis, law agents	1	1	...	1	1	...	...	...	...	...	...	...	...	...	...
ORDER 49. (Groups 162-163).—MEDICINE	3	...	3	2	...	2	...	...	...	1	...	1	...	...	...
163. Midwives, pharmaceutical chemists, nurses, masseurs, etc.	3	...	3	2	...	2	...	...	...	1	...	1	...	...	...
ORDER 50 (Groups 164).—INSTRUCTION	2	2	...	1	1	...	...	...	...	1	1	...	...	...	...
164. Professors and teachers (excluding law, medicine, music, dancing and drawing) and clerks and servants connected with education	2	2	...	1	1	...	...	...	...	1	1	...	...	...	...
ORDER 51. (Groups 165-168).—LETTERS AND ARTS AND SCIENCES	1	1	...	...	...	...	...	...	...	1	1	...	...	...	...
166. Architects, surveyors, engineers and their employees	1	1	...	...	...	...	...	...	...	1	1	...	...	...	...
ORDER 52. (Group 169).—OTHER PROFESSIONAL OCCUPATIONS	57	...	57	54	...	54	...	...	...	3	...	3	...	...	...
169. House management, not domestic service	57	...	57	54	...	54	...	...	...	3	...	3	...	...	...
ORDER 53. (Groups 170-171).—PERSONS LIVING PRINCIPALLY ON THEIR INCOME	23	16	7	18	12	6	1	1	...	4	3	1	...	...	...
170. Proprietors (other than of agricultural land), scholarship holders and pensioners	22	15	7	17	11	6	1	1	...	4	3	1	...	...	...
171. Receivers of remittances from abroad	1	1	...	1	1	...	...	...	...	...	...	...	...	...	...
ORDER 54. (Groups 172-173).—DOMESTIC SERVICE	3	2	1	...	...	...	...	...	...	3	2	1	...	...	...
172. Cooks, water carriers, doorkeepers, watchmen and other indoor servants	3	2	1	...	...	...	...	...	...	3	2	1	...	...	...
ORDER 55. (Groups 174-177).—GENERAL TERMS NOT INDICATING THE PRECISE OCCUPATION	59	56	3	52	49	3	...	...	...	6	6	...	1	1	...
174. Manufacturers, businessmen and contractors otherwise unspecified, general merchants	5	5	...	5	5	...	...	...	...	...	...	...	...	...	...
175. Cashiers, accountants, bookkeepers, clerks and other employees in unspecified offices warehouses and shops	3	3	...	3	3	...	...	...	...	...	...	...	...	...	...
177. Labourers and workmen otherwise unspecified	51	48	3	44	41	3	...	...	...	6	6	...	1	1	...







TABLE XVIII.

Subsidiary occupations of agriculturists.—Earners only.—Ordinary cultivators.—*continued.*ALL PALESTINE.—*continued.*

SUBSIDIARY OCCUPATION.	NUMBER OF ACTUAL EARNERS WHO RETURNED SUBSIDIARY OCCUPATIONS.														
	TOTAL PERSONS			MOSLEMS			JEWS			CHRISTIANS			OTHERS		
	Persons	Males	Females	Persons	Males	Females	Persons	Males	Females	Persons	Males	Females	Persons	Males	Females
I	2	3	4	5	6	7	8	9	10	11	12	13	14	15	16
ORDER 26. (Group 112).—BROKERAGE, COMMISSION AND EXPORT .. .. .	6	6	...	4	4	...	2	2	...	...	...	...	...	...	...
112. Brokers, commission agents, commercial travellers, warehouse owners and employees.	6	6	...	4	4	...	2	2	...	...	...	...	...	...	...
ORDER 27. (Group 113).—TRADE IN TEXTILES .. .. .	28	27	1	26	25	1	...	...	...	2	2	...	...	...	...
113. Trade in piece goods, wool, cotton, silk, hair and other textiles and fibres .. .. .	28	27	1	26	25	1	...	...	...	2	2	...	...	...	...
ORDER 28. (Group 114).—TRADE IN SKINS, LEATHER AND FURS .. .. .	2	2	...	2	2	...	...	...	...	...	...	...	...	...	...
114. Trade in skins, leather, furs, feathers, horn, etc.	2	2	...	2	2	...	...	...	...	...	...	...	...	...	...
ORDER 29. (Group 115).—TRADE IN WOOD .. .. .	2	2	...	2	2	...	...	...	...	...	...	...	...	...	...
115. Trade in wood (not firewood), cork, bark, etc.	2	2	...	2	2	...	...	...	...	...	...	...	...	...	...
ORDER 30. (Group 116).—TRADE IN METALS .. .. .	1	1	...	1	1	...	...	...	...	...	...	...	...	...	...
116. Trade in metals, machinery, cutlery, tool, etc. sellers .. .. .	1	1	...	1	1	...	...	...	...	...	...	...	...	...	...
ORDER 31. (Group 117).—TRADE IN POTTERY .. .. .	34	34	...	34	34	...	...	...	...	...	...	...	...	...	...
117. Trade in pottery .. .. .	34	34	...	34	34	...	...	...	...	...	...	...	...	...	...
ORDER 32. (Group 118).—TRADE IN CHEMICAL PRODUCTS .. .. .	4	4	...	4	4	...	...	...	...	...	...	...	...	...	...
118. Trade in chemical products, (drugs, dyes, paints, fuel oil, explosives, etc., and fertilizers) .. .. .	4	4	...	4	4	...	...	...	...	...	...	...	...	...	...
ORDER 33. (Groups 119-120).—HOTELS, CAFÉS, RESTAURANTS .. .. .	13	12	1	5	5	...	6	5	1	2	2	...	...	...	...
119. Vendors of wine, liquors, aerated waters, ice cream, etc. .. .. .	4	3	1	1	1	...	3	2	1	...	...	...	...	...	...
120. Owners and managers of hotels, cookshops, serais, garages and stables (khans), etc., and their employees .. .. .	9	9	...	4	4	...	3	3	...	2	2	...	...	...	...
ORDER 34. (Groups 121-131).—OTHER TRADE IN FOODSTUFFS .. .. .	807	780	27	749	724	25	11	9	2	37	37	...	10	10	...
121. Fish dealers .. .. .	3	2	1	2	2	...	1	...	1	...	...	...	...	...	...
122. Grocers and sellers of vegetable oil, salt and other condiments .. .. .	417	412	5	371	366	5	6	6	...	32	32	...	8	8	...
123. Sellers of dairy produce, eggs, poultry .. .. .	73	65	13	74	61	13	3	3	...	1	1	...	...	...	...
124. Sellers of meat .. .. .	1	...	1	...	...	...	1	...	1	...	...	...	...	...	...
125. Sellers of bread, cakes and sweetmeats, etc. .. .. .	4	4	...	4	4	...	...	...	...	...	...	...	...	...	...
126. Sellers of vegetables and fruit .. .. .	224	218	6	220	214	6	...	...	...	2	2	...	2	2	...
127. Seller of citrus fruit .. .. .	10	10	...	10	10	...	...	...	...	...	...	...	...	...	...
128. Grain dealers .. .. .	35	35	...	33	33	...	...	...	...	2	2	...	...	...	...
129. Tobacco, cigarettes and snuff sellers .. .. .	1	...	1	1	...	1	...	...	...	...	...	...	...	...	...
130. Dealers in sheep, goats and pigs .. .. .	33	33	...	33	33	...	...	...	...	...	...	...	...	...	...
131. Dealers in hay, grass and fodder .. .. .	1	1	...	1	1	...	...	...	...	...	...	...	...	...	...
ORDER 35. (Group 132).—TRADE IN CLOTHING AND TOILET ARTICLES .. .. .	18	17	1	13	12	1	...	...	...	4	4	...	1	1	...
132. Trade in ready-made clothing, second-hand clothing, and other articles of dress and the toilet. (hats, umbrellas, canes, socks, shoes, perfumes, soap, etc.) .. .. .	18	17	1	13	12	1	...	...	...	4	4	...	1	1	...

## TABLE XVIII.

Subsidiary occupations of agriculturists.—Earners only.—Ordinary cultivators.—*continued.*ALL PALESTINE —*continued.*

SUBSIDIARY OCCUPATION	NUMBER OF ACTUAL EARNERS WHO RETURNED SUBSIDIARY OCCUPATIONS														
	TOTAL PERSONS			MOSLEMS			JEWS			CHRISTIANS			OTHERS		
	Persons	Males	Females	Persons	Males	Females	Persons	Males	Females	Persons	Males	Females	Persons	Males	Females
I	2	3	4	5	6	7	8	9	10	11	12	13	14	15	16
ORDER 36. (Groups 133-134).—TRADE IN FURNITURE	1	1	...	...	...	...	...	...	...	1	1	...	...	...	...
134. Hardware, cooking utensils, porcelain, crockery, glassware, bottles, etc. . . . .	1	1	...	...	...	...	...	...	...	1	1	...	...	...	...
ORDER 37. (Group 135). — TRADE IN BUILDING MATERIALS . . . . .	20	20	...	18	18	...	1	1	...	1	1	...	...	...	...
135. Trade in building materials (stones, bricks, plaster, cement, sand, tiles, thatch, etc.) . .	20	20	...	18	18	...	1	1	...	1	1	...	...	...	...
ORDER 38. (Group 136).—TRADE IN MEANS OF TRANSPORT . . . . .	15	15	...	15	15	...	...	...	...	...	...	...	...	...	...
136. Dealers in motorcars, horses, mules, camels, asses, etc., sellers (not makers) of carriages, saddlery, etc. . . . .	15	15	...	15	15	...	...	...	...	...	...	...	...	...	...
ORDER 39. (Group 137).—TRADE IN FUEL . . . . .	7	7	...	2	2	...	...	...	...	2	2	...	2	2	...
137. Dealers in firewood, charcoal, coal, dung, etc., for fuel . . . . .	7	7	...	2	2	...	...	...	...	2	2	...	2	2	...
ORDER 40. (Groups 138-140).—TRADE IN ARTICLES OF LUXURY AND THOSE PERTAINING TO LETTERS AND THE ARTS AND SCIENCES . . . . .	1	1	...	...	...	...	1	1	...	...	...	...	...	...	...
140. Publishers, booksellers, stationers, dealers in music, pictures, musical instruments, curiosities, antiquities and souvenir goods . .	1	1	...	...	...	...	1	1	...	...	...	...	...	...	...
ORDER 41. (Group 141).—TRADE IN REFUSE MATTER. .	10	10	...	10	10	...	...	...	...	...	...	...	...	...	...
141. Dealers in rags, stable refuse, etc. . . . .	10	10	...	10	10	...	...	...	...	...	...	...	...	...	...
ORDER 42. (Groups 142-145).—TRADE IN OTHER SORTS . . . . .	73	72	1	68	67	1	3	3	...	2	2	...	...	...	...
142. Shopkeepers otherwise unspecified . . . . .	15	15	...	14	14	...	1	1	...	...	...	...	...	...	...
143. Itinerant traders, pedlars, hawkers, etc. . .	55	54	1	52	51	1	1	1	...	2	2	...	...	...	...
144. Conjurors, fortune tellers, exhibitors of curiosities, and wild animals . . . . .	1	1	...	1	1	...	...	...	...	...	...	...	...	...	...
145. Other trades (including farmers of pounds, tolls, and markets). . . . .	2	2	...	1	1	...	1	1	...	...	...	...	...	...	...
ORDER 43. (Groups 146-147). ARMY AND AIR FORCE.	4	4	...	1	1	...	...	...	...	...	...	...	3	3	...
146. Army and Air Force (Imperial) . . . . .	1	1	...	...	...	...	...	...	...	...	...	...	1	1	...
147. Army local . . . . .	3	3	...	1	1	...	...	...	...	...	...	...	2	2	...
ORDER 45. (Groups 149-150).—POLICE . . . . .	29	29	...	25	25	...	4	4	...	...	...	...	...	...	...
149. Police . . . . .	3	3	...	3	3	...	...	...	...	...	...	...	...	...	...
150. Village watchmen and ghafirs . . . . .	26	26	...	22	22	...	4	4	...	...	...	...	...	...	...
ORDER 46. (Groups 151-155).—PUBLIC ADMINISTRATION . . . . .	265	264	1	245	244	1	5	5	...	11	11	...	4	4	...
151. Service of the state . . . . .	5	5	...	4	4	...	1	1	...	...	...	...	...	...	...
153. Municipal and local council service . . . .	22	22	...	19	19	...	1	1	...	1	1	...	1	1	...
154. Service of community . . . . .	4	4	...	4	4	...	...	...	...	...	...	...	...	...	...
155. Village officials and servants other than watchmen, criers and secretaries . . . . .	234	233	1	218	217	1	3	3	...	10	10	...	3	3	...
ORDER 47. (Groups 156-159).—RELIGION . . . . .	92	92	...	79	79	...	1	1	...	11	11	...	1	1	...
156. Priests, ministers, sheikhs, and rabbis, etc. .	65	65	...	57	57	...	...	...	...	8	8	...	...	...	...
157. Inmates of monasteries, etc. . . . .	2	2	...	...	...	...	...	...	...	2	2	...	...	...	...
158. Catechists, readers, church and mission service	5	5	...	5	5	...	...	...	...	...	...	...	...	...	...
159. Burial ground service, pilgrim conductors, circumcisers, ritual slaughterers, beadles . .	20	20	...	17	17	...	1	1	...	1	1	...	1	1	...

TABLE XVIII.

Subsidiary occupations of agriculturists.—Earners only.—Ordinary cultivators.—continued.

ALL PALESTINE.—concluded.

SUBSIDIARY OCCUPATION	NUMBER OF ACTUAL EARNERS WHO RETURNED SUBSIDIARY OCCUPATIONS														
	TOTAL PERSONS			MOSLEMS			JEWS			CHRISTIANS			OTHERS		
	Persons	Males	Females	Persons	Males	Females	Persons	Males	Females	Persons	Males	Females	Persons	Males	Females
I	2	3	4	5	6	7	8	9	10	11	12	13	14	15	16
ORDER 48. (Groups 160-161).—LAW .. .. .	5	5	...	5	5	...	...	...	...	...	...	...	...	...	...
160. Lawyers of all kinds including judges, qadis, law agents .. .. .	1	1	...	1	1	...	...	...	...	...	...	...	...	...	...
161. Lawyers' clerks, petition writers, etc. .. .. .	4	4	...	4	4	...	...	...	...	...	...	...	...	...	...
ORDER 49. (Groups 162-163).—MEDICINE .. .. .	42	1	41	37	...	37	2	1	1	3	...	3	...	...	...
162. Medical practitioners of all kinds, including dentists, veterinary surgeons and orthope- dists .. .. .	1	1	...	...	...	...	1	1	...	...	...	...	...	...	...
163. Midwives, pharmaceutical chemists, nurses, masseurs, etc. .. .. .	41	...	41	37	...	37	1	...	1	3	...	3	...	...	...
ORDER 50. (Group 164).—INSTRUCTION .. .. .	44	39	5	33	33	...	6	1	5	4	4	...	1	1	...
164. Professors and teachers. (excluding law, medi- cine, music, dancing and drawing) and clerks and servants connected with education .. .. .	44	39	5	33	33	...	6	1	5	4	4	...	1	1	...
ORDER 51. (Groups 165-168).—LETTERS AND ARTS AND SCIENCES .. .. .	12	11	1	9	8	1	3	3	...	...	...	...	...	...	...
165. Public scribes, stenographers, etc. .. .. .	3	3	...	2	2	...	1	1	...	...	...	...	...	...	...
166. Architects, surveyors, engineers and their employees .. .. .	3	3	...	2	2	...	1	1	...	...	...	...	...	...	...
168. Music composers and masters, players on all kinds of instruments (not military or police), singers, actors, and dancers. .. .. .	6	5	1	5	4	1	1	1	...	...	...	...	...	...	...
ORDER 52. (Group 169).—OTHER PROFESSIONAL OCCUPATIONS .. .. .	687	46	641	623	44	579	6	1	5	57	1	56	1	...	1
169. House management not domestic service .. .. .	687	46	641	623	44	579	6	1	5	57	1	56	1	...	1
ORDER 53. (Groups 170-171).—PERSONS LIVING PRINCIPALLY ON THEIR INCOME .. .. .	480	392	88	362	299	63	68	57	11	48	34	14	2	2	...
170. Proprietors (other than of agricultural land), scholarship holders and pensioners .. .. .	317	286	31	235	214	21	64	55	9	16	15	1	2	2	...
171. Receivers of remittances from abroad .. .. .	163	106	57	127	85	42	4	2	2	32	19	13	...	...	...
ORDER 54. (Groups 172-173).—DOMESTIC SERVICE .. .. .	57	49	8	43	41	2	4	2	2	9	5	4	1	1	...
172. Cooks, water carriers, doorkeepers, watchmen and other indoor servants .. .. .	54	47	7	43	41	2	1	...	1	9	5	4	1	1	...
173. Private grooms, chauffeurs, etc. .. .. .	3	2	1	...	...	...	3	2	1	...	...	...	...	...	...
ORDER 55. (Groups 174-177).—GENERAL TERMS NOT INDICATING THE PRECISE OCCUPATION .. .. .	385	385	...	313	313	...	40	40	...	8	8	...	24	24	...
174. Manufacturers, businessmen and contractors otherwise unspecified, general merchants. .. .. .	36	36	...	28	28	...	1	1	...	1	1	...	6	6	...
175. Cashiers, accountants, bookkeepers, clerks and other employees in unspecified offices, warehouses and shops .. .. .	23	23	...	10	10	...	12	12	...	1	1	...	...	...	...
176. Mechanics otherwise unspecified .. .. .	32	32	...	7	7	...	24	24	...	1	1	...	...	...	...
177. Labourers and workmen otherwise unspecified. .. .. .	294	294	...	268	268	...	3	3	...	5	5	...	18	18	...
ORDER 57. (Groups 179-180).—BEGGARS, VAGRANTS, PROSTITUTES, PERSONS SUPPORTED BY CHARITY. .. .. .	12	10	2	9	7	2	1	1	...	2	2	...	...	...	...
179. Beggars, vagrants, prostitutes, gamblers, etc. .. .. .	6	4	2	5	3	2	1	1	...	...	...	...	...	...	...
180. Persons supported by charity .. .. .	6	6	...	4	4	...	...	...	...	2	2	...	...	...	...









TABLE XVIII.

Subsidiary occupations of agriculturists.—Earnings only.—Ordinary cultivators.—continued.  
JERUSALEM DISTRICT

Total number of actual earners			
Religion	Persons	Males	Females
Moslems ...	18,963	18,087	876
Jews ...	155	108	49
Christians ...	694	608	86
Others ...	...	...	...
Total ...	19,812	18,801	1,011

SUBSIDIARY OCCUPATION.	NUMBER OF ACTUAL EARNERS WHO RETURNED SUBSIDIARY OCCUPATIONS.														
	TOTAL PERSONS			MOSLEMS			JEWS			CHRISTIANS			OTHERS		
	Persons	Males	Females	Persons	Males	Females	Persons	Males	Females	Persons	Males	Females	Persons	Males	Females
<b>TOTAL</b> .. .. .	<b>10,048</b>	<b>9,407</b>	<b>641</b>	<b>9,492</b>	<b>8,921</b>	<b>571</b>	<b>20</b>	<b>20</b>	...	<b>536</b>	<b>466</b>	<b>70</b>	...	...	...
<b>ORDER 1(a). (Groups 1-5).—ORDINARY CULTIVATION</b>	<b>574</b>	<b>560</b>	<b>14</b>	<b>557</b>	<b>543</b>	<b>14</b>	<b>6</b>	<b>6</b>	...	<b>11</b>	<b>11</b>	...	...	...	...
1. Income from rent of agricultural land ..	75	71	4	69	65	4	6	6	...	...	...	...	...	...	...
4. Agricultural instructors not in educational institutions ..	8	8	...	8	8	...	...	...	...	...	...	...	...	...	...
5. Farm servants and field labourers and watchers	491	481	10	480	470	10	...	...	...	11	11	...	...	...	...
<b>ORDER 1(b). (Groups 6-7).—GROWERS OF SPECIAL PRODUCTS AND MARKET GARDENING</b> .. ..	<b>4,901</b>	<b>4,644</b>	<b>257</b>	<b>4,560</b>	<b>4,327</b>	<b>233</b>	<b>1</b>	<b>1</b>	...	<b>340</b>	<b>316</b>	<b>24</b>	...	...	...
6. Orange growers .. .. .	171	171	...	170	170	...	...	...	...	1	1	...	...	...	...
7. Fruit, flower, vegetable, vine, etc., growers and pickers. Floriculturists and nurserymen	4,730	4,473	257	4,390	4,157	233	1	1	...	339	315	24	...	...	...
<b>ORDER 1(c). (Groups 8-9).—FORESTRY</b> .. ..	<b>3</b>	<b>3</b>	...	<b>3</b>	<b>3</b>	...	...	...	...	...	...	...	...	...	...
8. Forest officers, rangers, guards, etc. ..	2	2	...	2	2	...	...	...	...	...	...	...	...	...	...
9. Woodcutters, firewood collectors and charcoal burners .. .. .	1	1	...	1	1	...	...	...	...	...	...	...	...	...	...
<b>ORDER 1(d). (Groups 10-14).—RAISING OF FARMSTOCK AND STUD SERVICE</b> .. .. .	<b>1,569</b>	<b>1,549</b>	<b>20</b>	<b>1,558</b>	<b>1,538</b>	<b>20</b>	<b>1</b>	<b>1</b>	...	<b>10</b>	<b>10</b>	...	...	...	...
10. Cattle and buffalo breeders and keepers ..	72	71	1	71	70	1	1	1	...	...	...	...	...	...	...
11. Sheep, goat and pig breeders .. .. .	1,281	1,263	18	1,271	1,253	18	...	...	...	10	10	...	...	...	...
14. Herdsmen, shepherds, goatherds, etc. ..	216	215	1	216	215	1	...	...	...	...	...	...	...	...	...
<b>ORDER 1(e). (Group 15).—RAISING OF SMALL ANIMALS</b>	<b>1</b>	...	<b>1</b>	<b>1</b>	...	<b>1</b>	...	...	...	...	...	...	...	...	...
15. Breeders of birds, bees, silk worms, and poultry farmers, rearers and sellers of leeches ..	1	...	1	1	...	1	...	...	...	...	...	...	...	...	...
<b>ORDER 2. (Groups 17-18).—FISHING AND HUNTING</b>	<b>3</b>	<b>3</b>	...	<b>3</b>	<b>3</b>	...	...	...	...	...	...	...	...	...	...
18. Hunting .. .. .	3	3	...	3	3	...	...	...	...	...	...	...	...	...	...
<b>ORDER 4. (Group 21).—QUARRIES OF HARD ROCKS</b> ..	<b>294</b>	<b>294</b>	...	<b>287</b>	<b>287</b>	...	...	...	...	<b>7</b>	<b>7</b>	...	...	...	...
21. Other minerals, (stone, limestone, sulphur, gypsum) and zizif .. .. .	294	294	...	287	287	...	...	...	...	7	7	...	...	...	...
<b>ORDER 7. (Groups 36-40).—HIDES, SKINS AND HARD MATERIALS FROM THE ANIMAL KINGDOM</b> ..	<b>2</b>	<b>2</b>	...	<b>2</b>	<b>2</b>	...	...	...	...	...	...	...	...	...	...
36. Tanners, curriers, leather dressers, etc., and blood boilers .. .. .	1	1	...	1	1	...	...	...	...	...	...	...	...	...	...
40. Bone, ivory, horn, shell, etc., workers, catgut string preparer .. .. .	1	1	...	1	1	...	...	...	...	...	...	...	...	...	...
<b>ORDER 8. (Groups 41-42).—WOOD</b> .. .. .	<b>51</b>	<b>51</b>	...	<b>41</b>	<b>41</b>	...	...	...	...	<b>10</b>	<b>10</b>	...	...	...	...
41. Sawyers, carpenters, turners, and joiners, etc.	49	49	...	41	41	...	...	...	...	8	8	...	...	...	...
42. Basket makers and other industri-ers of woody material and cork goods including leaves. Wicker workers, makers of brooms, gut sieves, etc. .. .. .	2	2	...	...	...	...	...	...	...	2	2	...	...	...	...
<b>ORDER 9. (Groups 43-49).—METALS</b> .. .. .	<b>3</b>	<b>3</b>	...	<b>2</b>	<b>2</b>	...	<b>1</b>	<b>1</b>	...	...	...	...	...	...	...
46. Makers of sieves and other workers in iron and makers of implements and tools principally or exclusively of iron .. .. .	3	3	...	2	2	...	1	1	...	...	...	...	...	...	...
<b>ORDER 10. (Groups 50-54).—CERAMICS</b> .. ..	<b>4</b>	<b>2</b>	<b>2</b>	<b>2</b>	...	<b>2</b>	...	...	...	<b>2</b>	<b>2</b>	...	...	...	...
52. Potters and earthen pipe and bowl makers ..	3	1	2	2	...	2	...	...	...	1	1	...	...	...	...
54. Others (mosaic, talc, mica, workers). Artificial teeth manufacturers, and dental mechanics, mother-of-pearl workers .. .. .	1	1	...	...	...	...	...	...	...	1	1	...	...	...	...

TABLE XVIII.

Subsidiary occupations of agriculturists.—Earners only.—Ordinary cultivators.—*continued.*JERUSALEM DISTRICT.—*continued.*

SUBSIDIARY OCCUPATION	NUMBER OF ACTUAL EARNERS WHO RETURNED SUBSIDIARY OCCUPATIONS														
	TOTAL PERSONS			MOSLEMS			JEWS			CHRISTIANS			OTHERS		
	Persons	Males	Females	Persons	Males	Females	Persons	Males	Females	Persons	Males	Females	Persons	Males	Females
1	2	3	4	5	6	7	8	9	10	11	12	13	14	15	16
<b>ORDER 11. (Groups 55-60).—CHEMICAL PRODUCTS PROPERLY SO CALLED AND ANALOGOUS ..</b>	12	12	...	12	12	...	...	...	...	...	...	...	...	...	...
58. Manufacture and refinery of vegetable and mineral oils .. .. .	11	11	...	11	11	...	...	...	...	...	...	...	...	...	...
60. Others (candles, perfumes, and miscellaneous drugs, carbonic acid gas, oxygen, essential oils, tooth paste, boot polish fertilizers; manufacture of) .. .. .	1	1	...	1	1	...	...	...	...	...	...	...	...	...	...
<b>ORDER 12. (Groups 61-70).—FOOD INDUSTRIES ..</b>	26	26	...	17	17	...	1	1	...	8	8	...	...	...	...
61. Cereals and salt grinders .. .. .	9	9	...	5	5	...	...	...	...	4	4	...	...	...	...
62. Bakers and biscuit makers and macaroni manufacturers .. .. .	3	3	...	3	3	...	...	...	...	...	...	...	...	...	...
64. Butchers .. .. .	13	13	...	9	9	...	...	...	...	4	4	...	...	...	...
66. Butter, cheese, etc., makers .. .. .	1	1	...	...	...	...	1	1	...	...	...	...	...	...	...
<b>ORDER 13. (Groups 71-77).—INDUSTRIES OF DRESS AND THE TOILET .. .. .</b>	44	39	5	41	36	5	...	...	...	3	3	...	...	...	...
72. Tailors, milliners, dressmakers, darners, embroiderers .. .. .	10	5	5	10	5	5	...	...	...	...	...	...	...	...	...
73. Shoe, boot and sandal makers .. .. .	5	5	...	2	2	...	...	...	...	3	3	...	...	...	...
76. Barbers, hairdressers, wigmakers .. .. .	29	29	...	29	29	...	...	...	...	...	...	...	...	...	...
<b>ORDER 14. (Groups 78-79).—FURNITURE INDUSTRIES</b>	1	1	...	1	1	...	...	...	...	...	...	...	...	...	...
79. Upholsterers, tentmakers, etc. .. .. .	1	1	...	1	1	...	...	...	...	...	...	...	...	...	...
<b>ORDER 15. (Groups 80-83).—BUILDING INDUSTRIES..</b>	867	861	6	838	832	6	2	2	...	27	27	...	...	...	...
80. Cement workers, and lime burners .. .. .	3	3	...	3	3	...	...	...	...	...	...	...	...	...	...
81. Excavators, well sinkers .. .. .	11	11	...	10	10	...	...	...	...	1	1	...	...	...	...
82. Stone and marble workers and crushers, masons and bricklayers .. .. .	712	707	5	684	679	5	2	2	...	26	26	...	...	...	...
83. Others (thatchers, building contractors, house painters, tilers, plumbers, locksmiths, etc.)	141	140	1	141	140	1	...	...	...	...	...	...	...	...	...
<b>ORDER 19. (Group 98).—INDUSTRIES CONCERNED WITH REFUSE MATTER .. .. .</b>	5	5	...	4	4	...	...	...	...	1	1	...	...	...	...
98. Sweepers, scavengers, dust and refuse contractors .. .. .	5	5	...	4	4	...	...	...	...	1	1	...	...	...	...
<b>ORDER 21. (Groups 100-103).—TRANSPORT BY WATER</b>	1	1	...	1	1	...	...	...	...	...	...	...	...	...	...
100. Harbour works and stevedores .. .. .	1	1	...	1	1	...	...	...	...	...	...	...	...	...	...
<b>ORDER 22. (Groups 104-107).—TRANSPORT BY ROAD</b>	444	443	1	430	429	1	3	3	...	11	11	...	...	...	...
104. Persons employed on the construction and maintenance of roads and bridges .. .. .	18	18	...	18	18	...	...	...	...	...	...	...	...	...	...
105. Cart, car and tractor owners and drivers, stable boys, managers and employees (excluding private servants) .. .. .	24	24	...	10	10	...	3	3	...	11	11	...	...	...	...
106. Pack camel, mule, ass and bullock owners and drivers and animal hospitals managers and attendants .. .. .	397	396	1	397	396	1	...	...	...	...	...	...	...	...	...
107. Porters and messengers .. .. .	5	5	...	5	5	...	...	...	...	...	...	...	...	...	...
<b>ORDER 23. (Groups 108-109).—TRANSPORT BY RAIL..</b>	2	2	...	2	2	...	...	...	...	...	...	...	...	...	...
108. Railway employees of all kinds other than on construction .. .. .	1	1	...	1	1	...	...	...	...	...	...	...	...	...	...
109. Labourers employed on railway construction.	1	1	...	1	1	...	...	...	...	...	...	...	...	...	...
<b>ORDER 24. (Group 110).—POST OFFICE, TELEGRAPH AND TELEPHONE SERVICES .. .. .</b>	4	4	...	3	3	...	...	...	...	1	1	...	...	...	...
110. Post office, telegraph and telephone services, persons employed in telegraph and telephone line construction .. .. .	4	4	...	3	3	...	...	...	...	1	1	...	...	...	...



TABLE XVIII.

Subsidiary occupations of agriculturists.—Earners only.—Ordinary cultivators.—*continued.*JERUSALEM DISTRICT.—*concluded.*

SUBSIDIARY OCCUPATION	NUMBER OF ACTUAL EARNERS WHO RETURNED SUBSIDIARY OCCUPATIONS														
	TOTAL PERSONS			MOSLEMS			JEWS			CHRISTIANS			OTHERS		
	Persons	Males	Females	Persons	Males	Females	Persons	Males	Females	Persons	Males	Females	Persons	Males	Females
I	2	3	4	5	6	7	8	9	10	11	12	13	14	15	16
<b>ORDER 46. (Groups 151-155).—PUBLIC ADMINISTRATION .. .. .</b>	<b>97</b>	<b>96</b>	<b>1</b>	<b>95</b>	<b>94</b>	<b>1</b>	...	...	...	2	2	...	...	...	...
151. Service of the state .. .. .	2	2	...	2	2	...	...	...	...	...	...	...	...	...	...
153. Municipal and local council service .. .. .	12	12	...	11	11	...	...	...	...	1	1	...	...	...	...
155. Village officials and servants other than watchmen, criers and secretaries .. .. .	83	82	1	82	81	1	...	...	...	1	1	...	...	...	...
<b>ORDER 47. (Groups 156-159).—RELIGION .. .. .</b>	<b>25</b>	<b>25</b>	...	<b>19</b>	<b>19</b>	...	...	...	...	<b>6</b>	<b>6</b>	...	...	...	...
156. Priests, ministers, sheikhs, and rabbis. etc.	12	12	...	8	8	...	...	...	...	4	4	...	...	...	...
157. Inmates of monasteries etc. .. .. .	1	1	...	...	...	...	...	...	...	1	1	...	...	...	...
158. Catechists readers, church and mission service	2	2	...	2	2	...	...	...	...	...	...	...	...	...	...
159. Burial ground service, pilgrim conductors, circumcisers, ritual slaughterers, beadles..	10	10	...	9	9	...	...	...	...	1	1	...	...	...	...
<b>ORDER 48. (Groups 160-161).—LAW .. .. .</b>	<b>1</b>	<b>1</b>	...	<b>1</b>	<b>1</b>	...	...	...	...	...	...	...	...	...	...
161. Lawyers' clerks, petition writers, etc. ..	1	1	...	1	1	...	...	...	...	...	...	...	...	...	...
<b>ORDER 49. (Groups 162-163).—MEDICINE .. .. .</b>	<b>17</b>	...	<b>17</b>	<b>16</b>	...	<b>16</b>	...	...	...	<b>1</b>	...	<b>1</b>	...	...	...
163. Midwives, pharmaceutical chemists, nurses, masseurs, etc. .. .. .	17	...	17	16	...	16	...	...	...	1	...	1	...	...	...
<b>ORDER 50. (Group 164).—INSTRUCTION .. .. .</b>	<b>20</b>	<b>20</b>	...	<b>17</b>	<b>17</b>	...	...	...	...	<b>3</b>	<b>3</b>	...	...	...	...
164. Professors and teachers (excluding law, medicine, music, dancing and drawing) and clerks and servants connected with education	20	20	...	17	17	...	...	...	...	3	3	...	...	...	...
<b>ORDER 51. (Groups 165-168).—LETTERS AND ARTS AND SCIENCES .. .. .</b>	<b>3</b>	<b>2</b>	<b>1</b>	<b>3</b>	<b>2</b>	<b>1</b>	...	...	...	...	...	...	...	...	...
165. Public scribes, stenographers, etc. .. .. .	1	1	...	1	1	...	...	...	...	...	...	...	...	...	...
168. Music composers and masters, players on all kinds of instruments (not military or police), singers, actors, and dancers .. .. .	2	1	1	2	1	1	...	...	...	...	...	...	...	...	...
<b>ORDER 52. (Group 169).—OTHER PROFESSIONAL OCCUPATIONS .. .. .</b>	<b>276</b>	<b>30</b>	<b>246</b>	<b>245</b>	<b>30</b>	<b>215</b>	...	...	...	<b>31</b>	...	<b>31</b>	...	...	...
169. House management not domestic service ..	276	30	246	245	30	215	...	...	...	31	...	31	...	...	...
<b>ORDER 53. (Groups 170-171).—PERSONS LIVING PRINCIPALLY ON THEIR INCOME.. .. .</b>	<b>152</b>	<b>102</b>	<b>50</b>	<b>117</b>	<b>79</b>	<b>38</b>	<b>1</b>	<b>1</b>	...	<b>34</b>	<b>22</b>	<b>12</b>	...	...	...
170. Proprietors (other than of agricultural land), scholarship holders and pensioners .. .. .	39	25	14	32	19	13	1	1	...	6	5	1	...	...	...
171. Receivers of remittances from abroad .. ..	113	77	36	85	60	25	...	...	...	28	17	11	...	...	...
<b>ORDER 54. (Groups 172-173).—DOMESTIC SERVICE ..</b>	<b>33</b>	<b>31</b>	<b>2</b>	<b>29</b>	<b>29</b>	...	...	...	...	<b>4</b>	<b>2</b>	<b>2</b>	...	...	...
172. Cooks, water carriers, doorkeepers, watchmen and other indoor servants .. .. .	33	31	2	29	29	...	...	...	...	4	2	2	...	...	...
<b>ORDER 55. (Groups 174-177).—GENERAL TERMS NOT INDICATING THE PRECISE OCCUPATION .. .. .</b>	<b>227</b>	<b>227</b>	...	<b>226</b>	<b>226</b>	...	<b>1</b>	<b>1</b>	...	...	...	...	...	...	...
174. Manufacturers, businessmen and contractors otherwise unspecified, general merchants ..	5	5	...	5	5	...	...	...	...	...	...	...	...	...	...
175. Cashiers, accountants, bookkeepers, clerks and other employees in unspecified offices, warehouses and shops .. .. .	5	5	...	5	5	...	...	...	...	...	...	...	...	...	...
176. Mechanics otherwise unspecified .. .. .	4	4	...	3	3	...	1	1	...	...	...	...	...	...	...
177. Labourers and workmen otherwise unspecified	213	213	...	213	213	...	...	...	...	...	...	...	...	...	...
<b>ORDER 57. (Groups 179-180).—BEGGARS, VAGRANTS, PROSTITUTES, PERSONS SUPPORTED BY CHARITY..</b>	<b>3</b>	<b>2</b>	<b>1</b>	<b>1</b>	...	<b>1</b>	...	...	...	<b>2</b>	<b>2</b>	...	...	...	...
179. Beggars, vagrants, prostitutes, gamblers, etc.	1	...	1	1	...	1	...	...	...	...	...	...	...	...	...
180. Persons supported by charity .. .. .	2	2	...	...	...	...	...	...	...	2	2	...	...	...	...







TABLE XVIII.

Subsidiary occupations of agriculturists.—Earners only.—Ordinary cultivators.—*continued.*NORTHERN DISTRICT.—*continued.*

SUBSIDIARY OCCUPATION.	NUMBER OF ACTUAL EARNERS WHO RETURNED SUBSIDIARY OCCUPATIONS.														
	TOTAL PERSONS			MOSLEMS			JEWS			CHRISTIANS			OTHERS		
	Persons	Males	Females	Persons	Males	Females	Persons	Males	Females	Persons	Males	Females	Persons	Males	Females
I	2	3	4	5	6	7	8	9	10	11	12	13	14	15	16
ORDER 35. (Group 132).—TRADE IN CLOTHING AND TOILET ARTICLES .. .. .	18	17	1	13	12	1	...	...	...	4	4	...	1	1	...
132. Trade in ready-made clothing, second-hand clothing, and other articles of dress and the toilet. (hats, umbrellas, canes, socks, shoes, perfumes, soap, etc.) .. .. .	18	17	1	13	12	1	...	...	...	4	4	...	1	1	...
ORDER 36. (Groups 133-134).—TRADE IN FURNITURE ..	1	1	...	...	...	...	...	...	...	1	1	...	...	...	...
134. Hardware, cooking utensils, porcelain, crockery, glassware bottles, etc. .. .. .	1	1	...	...	...	...	...	...	...	1	1	...	...	...	...
ORDER 37. (Group 135).—TRADE IN BUILDING MATERIALS .. .. .	4	4	...	2	2	...	1	1	...	1	1	...	...	...	...
135. Trade in building materials (stones, bricks, plaster, cement, sand, tiles, thatch, etc.) ..	4	4	...	2	2	...	1	1	...	1	1	...	...	...	...
ORDER 38. (Group 136).—TRADE IN MEANS OF TRANSPORT .. .. .	10	10	...	10	10	...	...	...	...	...	...	...	...	...	...
136. Dealers in motorcars, horses, mules, camels, asses, etc. sellers (not makers) of carriages, saddlery, etc. .. .. .	10	10	...	10	10	...	...	...	...	...	...	...	...	...	...
ORDER 39. (Group 137).—TRADE IN FUEL .. .. .	6	6	...	1	1	...	...	...	...	3	3	...	2	2	...
137. Dealers in firewood, charcoal, coal, dung, etc., for fuel .. .. .	6	6	...	1	1	...	...	...	...	3	3	...	2	2	...
ORDER 41. (Group 141).—TRADE IN REFUSE MATTER ..	1	1	...	1	1	...	...	...	...	...	...	...	...	...	...
141. Dealers in rags, stable refuse, etc. .. .. .	1	1	...	1	1	...	...	...	...	...	...	...	...	...	...
ORDER 42. (Groups 142-145).—TRADE IN OTHER SORTS	57	57	...	54	54	...	1	1	...	2	2	...	...	...	...
142. Shopkeepers otherwise unspecified .. .. .	10	10	...	10	10	...	...	...	...	...	...	...	...	...	...
143. Itinerant traders, pedlars, hawkers, etc. ..	45	45	...	43	43	...	...	...	...	2	2	...	...	...	...
145. Other trades (including farmers of pounds, tolls, and markets) .. .. .	2	2	...	1	1	...	1	1	...	...	...	...	...	...	...
ORDER 43. (Groups 146-147).—ARMY AND AIR FORCE	4	4	...	1	1	...	...	...	...	...	...	...	3	3	...
146. Army and Air Force (Imperial) .. .. .	1	1	...	...	...	...	...	...	...	...	...	...	1	1	...
147. Army local .. .. .	3	3	...	1	1	...	...	...	...	...	...	...	2	2	...
ORDER 45. (Groups 149-150).—POLICE .. .. .	12	12	...	8	8	...	4	4	...	...	...	...	...	...	...
149. Police .. .. .	2	2	...	2	2	...	...	...	...	...	...	...	...	...	...
150. Village watchmen and ghafirs .. .. .	10	10	...	6	6	...	4	4	...	...	...	...	...	...	...
ORDER 46. (Groups 151-155).—PUBLIC ADMINISTRATION .. .. .	86	86	...	69	69	...	4	4	...	9	9	...	4	4	...
151. Service of the state .. .. .	3	3	...	2	2	...	1	1	...	...	...	...	...	...	...
153. Municipal and local council service .. ..	5	5	...	4	4	...	...	...	...	...	...	...	1	1	...
155. Village officials and servants other than watchmen, criers, and secretaries .. .. .	78	78	...	63	63	...	3	3	...	9	9	...	3	3	...









TABLE XVIII.

Subsidiary occupations of agriculturists.—Earners only.—  
Farm servants and field labourers and watchers.—*continued.*  
ALL PALESTINE—*concluded.*

SUBSIDIARY OCCUPATION	NUMBER OF ACTUAL EARNERS WHO RETURNED SUBSIDIARY OCCUPATIONS														
	TOTAL PERSONS			MOSLEMS			JEWS			CHRISTIANS			OTHERS		
	Persons	Males	Females	Persons	Males	Females	Persons	Males	Females	Persons	Males	Females	Persons	Males	Females
I	2	3	4	5	6	7	8	9	10	11	12	13	14	15	16
ORDER 75. (Group 149-150).—POLICE .. ..	3	3	...	2	2	...	1	1	...	...	...	...	...	...	...
150. Village watchmen and ghafirs .. ..	3	3	...	2	2	...	1	1	...	...	...	...	...	...	...
ORDER 46. (Groups 151-155).—PUBLIC ADMINISTRATION .. ..	2	2	...	2	2	...	...	...	...	...	...	...	...	...	...
153. Municipal and local council service .. ..	1	1	...	1	1	...	...	...	...	...	...	...	...	...	...
155. Village officials and servants other than watchmen, criers, and secretaries ..	1	1	...	1	1	...	...	...	...	...	...	...	...	...	...
ORDER 47. (Groups 156-159).—RELIGION .. ..	6	6	...	4	4	...	...	...	...	2	2	...	...	...	...
156. Priests, ministers, sheikhs, and rabbis, etc.	3	3	...	3	3	...	...	...	...	...	...	...	...	...	...
157. Inmates of monasteries, etc. .. ..	2	2	...	...	...	...	...	...	...	2	2	...	...	...	...
159. Burial ground service, pilgrim conductors, circumcisers, ritual slaughterers, beadles ..	1	1	...	1	1	...	...	...	...	...	...	...	...	...	...
ORDER 48. (Groups 160-161).—LAW .. ..	1	1	...	1	1	...	...	...	...	...	...	...	...	...	...
161. Lawyers' clerks, petition writers, etc. ..	1	1	...	1	1	...	...	...	...	...	...	...	...	...	...
ORDER 49. (Groups 162-163).—MEDICINE .. ..	3	1	2	...	...	...	3	1	2	...	...	...	...	...	...
163. Midwives, pharmaceutical chemists, nurses, masseurs, etc. .. ..	3	1	2	...	...	...	3	1	2	...	...	...	...	...	...
ORDER 50. (Group 164).—INSTRUCTION .. ..	3	2	1	1	...	1	2	2	...	...	...	...	...	...	...
164. Professors and teachers, (excluding law, medicine, music, dancing and drawing), and clerks and servants connected with education .. ..	3	2	1	1	...	1	2	2	...	...	...	...	...	...	...
ORDER 51. (Groups 165-168).—LETTERS AND ARTS AND SCIENCES .. ..	3	2	1	1	1	...	1	...	1	1	1	...	...	...	...
168. Music composers and masters, players on all kinds of instruments (not military or police) singers, actors, and dancers .. ..	3	2	1	1	1	...	1	...	1	1	1	...	...	...	...
ORDER 52. (Group 169).—OTHER PROFESSIONAL OCCUPATIONS .. ..	407	2	405	361	2	359	23	...	23	22	...	22	1	...	1
169. House management not domestic service ..	407	2	405	361	2	359	23	...	23	22	...	22	1	...	1
ORDER 53. (Groups 170-171).—PERSONS LIVING PRINCIPALLY ON THEIR INCOME .. ..	25	21	4	17	13	4	6	6	...	2	2	...	...	...	...
170. Proprietors (other than of agricultural land), scholarship holders and pensioners. ..	23	19	4	15	11	4	6	6	...	2	2	...	...	...	...
171. Receivers of remittances from abroad ..	2	2	...	2	2	...	...	...	...	...	...	...	...	...	...
ORDER 54. (Groups 172-173).—DOMESTIC SERVICE ..	18	11	7	15	10	5	1	1	...	1	...	1	1	...	1
172. Cooks, water carriers, doorkeepers, watchmen and other indoor servants .. ..	18	11	7	15	10	5	1	1	...	1	...	1	1	...	1
ORDER 55. (Groups 174-177).—GENERAL TERMS NOT INDICATING THE PRECISE OCCUPATION ..	29	28	1	23	22	1	6	6	...	...	...	...	...	...	...
174. Manufacturers, businessmen and contractors otherwise unspecified, general merchants ..	2	1	1	1	...	1	1	1	...	...	...	...	...	...	...
175. Cashiers, accountants, bookkeepers, clerks and other employees in unspecified offices, warehouses and shops .. ..	3	3	...	...	...	...	3	3	...	...	...	...	...	...	...
176. Mechanics otherwise unspecified .. ..	2	2	...	...	...	...	2	2	...	...	...	...	...	...	...
177. Labourers and workmen otherwise unspecified	22	22	...	22	22	...	...	...	...	...	...	...	...	...	...
ORDER 57. (Groups 179-180).—BEGGARS, VAGRANTS, PROSTITUTES, PERSONS SUPPORTED BY CHARITY.	16	8	8	13	6	7	2	1	1	1	1	...	...	...	...
179. Beggars, vagrants, prostitutes, gamblers, etc.	7	4	3	5	3	2	2	1	1	...	...	...	...	...	...
180. Persons supported by charity .. ..	9	4	5	8	3	5	...	...	...	1	1	...	...	...	...









TABLE XVIII.

Subsidiary occupations of agriculturists.—Earners only.—  
Farm servants and field labourers and watchers.—*continued.*  
JERUSALEM DISTRICT.—*concluded.*

SUBSIDIARY OCCUPATION	NUMBER OF ACTUAL EARNERS WHO RETURNED SUBSIDIARY OCCUPATIONS														
	TOTAL PERSONS			MOSLEMS			JEWS			CHRISTIANS			OTHERS		
	Persons	Males	Females	Persons	Males	Females	Persons	Males	Females	Persons	Males	Females	Persons	Males	Females
I	2	3	4	5	6	7	8	9	10	11	12	13	14	15	16
ORDER 22. (Groups 104-107).—TRANSPORT BY ROAD	16	16	...	14	14	...	2	2	...	...	...	...	...	...	...
105. Cart, car and tractor owners and drivers, stable boys, managers and employees (excluding private servants) .. ..	2	2	...	...	...	...	2	2	...	...	...	...	...	...	...
106. Pack camel, mule, ass and bullock owners and drivers, and animal hospitals managers and attendants .. .. .	13	13	...	13	13	...	...	...	...	...	...	...	...	...	...
107. Porters and messengers .. .. .	1	1	...	1	1	...	...	...	...	...	...	...	...	...	...
ORDER 27. (Groups 113).—TRADE IN TEXTILES ..	1	1	...	1	1	...	...	...	...	...	...	...	...	...	...
113. Trade in piece goods, wool, cotton, silk, hair and other textiles and fibres.. .. .	1	1	...	1	1	...	...	...	...	...	...	...	...	...	...
ORDER 34. (Groups 121-131).—OTHER TRADE IN FOODSTUFFS .. .. .	6	6	...	5	5	...	...	...	...	1	1	...	...	...	...
123. Sellers of dairy produce, eggs, poultry ..	1	1	...	...	...	...	...	...	...	1	1	...	...	...	...
125. Sellers of bread, cakes and sweetmeats, etc.	1	1	...	1	1	...	...	...	...	...	...	...	...	...	...
126. Sellers of vegetables and fruit .. .. .	1	1	...	1	1	...	...	...	...	...	...	...	...	...	...
128. Grain dealers .. .. .	1	1	...	1	1	...	...	...	...	...	...	...	...	...	...
130. Dealers in sheep, goats and pigs .. .. .	2	2	...	2	2	...	...	...	...	...	...	...	...	...	...
ORDER 42. (Groups 142-145).—TRADE IN OTHER SORTS	5	5	...	5	5	...	...	...	...	...	...	...	...	...	...
143. Itinerant traders, pedlars, hawkers, etc. ..	5	5	...	5	5	...	...	...	...	...	...	...	...	...	...
ORDER 49. (Groups 162-163).—MEDICINE .. .. .	2	...	2	...	...	...	2	...	2	...	...	...	...	...	...
163. Midwives, pharmaceutical chemists, nurses, masseurs, etc. .. .. .	2	...	2	...	...	...	2	...	2	...	...	...	...	...	...
ORDER 52. (Groups 169).—OTHER PROFESSIONAL OCCUPATIONS .. .. .	48	2	46	48	2	46	...	...	...	...	...	...	...	...	...
169. House management not domestic service ..	48	2	46	48	2	46	...	...	...	...	...	...	...	...	...
ORDER 54. (Groups 172-173).—DOMESTIC SERVICE ..	4	2	2	4	2	2	...	...	...	...	...	...	...	...	...
172. Cooks, water carriers, doorkeepers, watchmen and other indoor servants .. .. .	4	2	2	4	2	2	...	...	...	...	...	...	...	...	...
ORDER 55. (Groups 174-177).—GENERAL TERMS NOT INDICATING THE PRECISE OCCUPATION ..	16	16	...	16	16	...	...	...	...	...	...	...	...	...	...
177. Labourers and workmen otherwise unspecified	16	16	...	16	16	...	...	...	...	...	...	...	...	...	...
ORDER 57. (Groups 179-180).—BEGGARS, VAGRANTS, PROSTITUTES, PERSONS SUPPORTED BY CHARITY	1	1	...	...	...	...	...	...	...	1	1	...	...	...	...
180. Persons supported by charity .. .. .	1	1	...	...	...	...	...	...	...	1	1	...	...	...	...







**TABLE XIX.**

---

**AGRICULTURAL OCCUPATIONS AS SUBSIDIARY TO CERTAIN OTHERS.**

---

This table is intended to be the converse of Table XVIII, and gives for the various non-agricultural occupations the numbers of earners who have subsidiary occupations in agriculture that is either receivers of rent of agricultural land (Group 1), or ordinary cultivators (Group 2), or agricultural labourers and farm servants (Group 5). The certain other occupations are these principal occupations in respect of which at least 25 earners returned a subsidiary agricultural occupation.



TABLE XIX.

Agricultural occupations as subsidiary to certain others.—continued.

"By certain other occupations is meant those principal occupations of earners in respect of which at least 25 earners returned a subsidiary agricultural occupation."

DISTRICT AND RELIGION	NUMBER WHO RETURNED AS THEIR SUBSIDIARY OCCUPATION.												
	TOTAL NUMBER OF ACTUAL EARNERS			TOTAL NUMBER			INCOME FROM RENT OF AGRICULTURAL LAND		ORDINARY CULTIVATORS		FARM SERVANTS AND FIELD LABOURERS AND WATCHERS		
	Persons	Males	Females	Persons	Males	Females	Males	Females	Males	Females	Males	Females	
<b>I</b>	2	3	4	5	6	7	8	9	10	11	12	13	
PALESTINE ... ..	12,200	10,849	1,351	1,805	1,672	133	129	23	1,296	93	247	17	
Moslems ... ..	7,430	6,802	628	1,500	1,416	84	113	22	1,072	53	231	9	
Jews... ..	3,754	3,195	559	130	88	42	..	..	81	40	7	2	
Christians ... ..	818	690	122	130	113	7	14	1	91	..	8	6	
Others ... ..	304	162	42	55	55	..	2	..	52	..	1	..	
SOUTHERN DISTRICT ... ..	5,751	5,198	553	215	175	40	14	..	138	40	23	..	
Moslems ... ..	2,192	2,134	58	86	86	..	14	..	54	..	18	..	
Jews... ..	3,514	3,019	495	126	86	40	..	..	81	40	5	..	
Christians ... ..	48	43	..	8	3	..	..	..	3	..	..	..	
Others ... ..	8	2	..	..	..	..	..	..	..	..	..	..	
JERUSALEM DISTRICT ... ..	2,410	2,161	249	716	677	39	5	2	623	31	149	6	
Moslems ... ..	2,008	1,834	169	676	642	34	5	2	493	31	144	1	
Jews... ..	88	55	33	..	35	5	..	..	30	..	5	5	
Christians ... ..	319	272	47	40	..	..	..	..	..	..	..	..	
Others ... ..	..	..	..	..	..	..	..	..	..	..	..	..	
NORTHERN DISTRICT	4,039	3,490	549	874	820	54	110	21	635	22	75	11	
Moslems ... ..	3,235	2,834	401	738	688	50	94	20	525	22	69	8	
Jews... ..	158	121	31	4	2	2	..	..	..	..	2	2	
Christians ... ..	450	375	75	77	75	2	14	1	58	..	3	1	
Others ... ..	202	160	42	55	55	..	2	..	52	..	1	..	



TABLE XIX.

Agricultural occupations as subsidiary to certain others.—*continued.*

"By certain other occupations is meant those principal occupations of earners in respect of which at least 25 earners returned a subsidiary agricultural occupation."

DISTRICT AND RELIGION	CLASS A.—PRODUCTION OF RAW MATERIALS: SUB-CLASS I.—EXPLOITATION OF THE SURFACE OF THE EARTH. ORDER 1(a).—RAISING OF FARM STOCK AND STUD SERVICE.— <i>continued.</i>													
	TOTAL NUMBER OF ACTUAL EARNERS				TOTAL NUMBER				INCOME FROM RENT OF AGRICULTURAL LAND		ORDINARY CULTIVATORS		FARM SERVANTS AND FIELD LABOURERS AND WATCHERS	
	Persons	Males	Females	Persons	Males	Females	Males	Females	Males	Females	Males	Females	Males	Females
GROUP II.—SHEEP, GOAT AND PIG BREEDERS.														
NUMBER WHO RETURNED AS THEIR SUBSIDIARY OCCUPATION.														
PALESTINE ... ..	2	3	4	5	6	7	8	9	10	11	12	13	14	15
Moslems ... ..	2,421	2,199	222	183	173	10	52	5	103	4	18	1	1	1
Jews... ..	2,333	2,123	209	178	163	10	50	5	97	4	16	1	1	1
Christians ... ..	9	8	1	..	4	..	..	..	..	..	..	..	..	..
Others ... ..	38	47	11	4	6	..	2	..	1	..	..	..	..	..
SOUTHERN DISTRICT ... ..	23	21	1	6	6	..	..	..	5	..	1	..	..	..
Moslems ... ..	331	323	8	10	6	4	1	2	2	2	3	..	..	..
Jews... ..	328	320	8	10	6	4	1	2	2	2	3	..	..	..
Christians ... ..	8	2	..	..	..	..	..	..	..	..	..	..	..	..
Others ... ..	1	1	..	..	..	..	..	..	..	..	..	..	..	..
JERUSALEM DISTRICT ... ..	306	251	55	43	43	..	17	..	23	..	3	..	..	..
Moslems ... ..	294	241	53	43	43	..	17	..	23	..	3	..	..	..
Jews... ..	1	1	..	..	..	..	..	..	..	..	..	..	..	..
Christians ... ..	11	9	2	..	..	..	..	..	..	..	..	..	..	..
Others ... ..	..	..	..	..	..	..	..	..	..	..	..	..	..	..
NORTHERN DISTRICT ... ..	1,784	1,625	159	130	124	6	34	3	78	2	12	1	1	1
Moslems ... ..	1,710	1,562	148	120	114	6	32	3	72	2	10	1	1	1
Jews... ..	6	5	1	..	4	..	..	..	..	..	..	..	..	..
Christians ... ..	46	37	9	4	4	..	2	..	1	..	1	..	..	..
Others ... ..	23	21	1	6	6	..	..	..	5	..	1	..	..	..

TABLE XIX.

Agricultural occupations as subsidiary to certain others.—continued.

"By certain other occupations is meant those principal occupations of earners in respect of which at least 25 earners returned a subsidiary agricultural occupation."

DISTRICT AND RELIGION	NUMBER WHO RETURNED AS THEIR SUBSIDIARY OCCUPATION.													
	TOTAL NUMBER OF ACTUAL EARNERS			TOTAL NUMBER			INCOME FROM RENT OF AGRICULTURAL LAND			ORDINARY CULTIVATORS		FARM SERVANTS AND FIELD LABOURERS AND WATCHERS		
	Persons	Males	Females	Persons	Males	Females	Males	Females	Males	Females	Males	Females	Males	Females
I	2	3	4	5	6	7	8	9	10	11	12	13		
PALESTINE ... ..	5,092	5,077	15	53	53	..	26	..	16	..	11	..	..	..
Moslems .. ..	4,949	4,930	12	49	49	..	26	..	13	..	10	..	..	..
Jews... ..	24	23	1	..	..	..	..	..	..	..	..	..	..	..
Christians .. ..	44	42	2	8	3	..	..	..	2	..	1	..	..	..
Others .. ..	82	82	..	1	1	..	..	..	1	..	..	..	..	..
SOUTHERN DISTRICT ... ..	461	461	..	5	5	..	3	..	1	..	1	..	..	..
Moslems .. ..	449	449	..	5	5	..	3	..	1	..	1	..	..	..
Jews... ..	11	11	..	..	..	..	..	..	..	..	..	..	..	..
Christians .. ..	1	1	..	..	..	..	..	..	..	..	..	..	..	..
Others .. ..	..	..	..	..	..	..	..	..	..	..	..	..	..	..
JERUSALEM DISTRICT . . .	683	680	3	8	8	..	1	..	6	..	1	..	..	..
Moslems .. ..	676	674	2	8	8	..	1	..	6	..	1	..	..	..
Jews... ..	2	1	1	..	..	..	..	..	..	..	..	..	..	..
Christians .. ..	4	4	..	..	..	..	..	..	..	..	..	..	..	..
Others .. ..	1	1	..	..	..	..	..	..	..	..	..	..	..	..
NORTHERN DISTRICT	3,948	3,936	12	40	40	..	22	..	9	..	9	..	..	..
Moslems .. ..	3,817	3,807	10	36	36	..	22	..	6	..	8	..	..	..
Jews... ..	11	11	..	..	..	..	..	..	..	..	..	..	..	..
Christians .. ..	89	87	2	3	3	..	..	..	2	..	1	..	..	..
Others .. ..	81	81	..	1	1	..	..	..	1	..	..	..	..	..

TABLE XIX.

Agricultural occupations as subsidiary to certain others.—*continued.*

"By certain other occupations is meant those principal occupations of earners in respect of which at least 25 earners returned a subsidiary agricultural occupation."

DISTRICT AND RELIGION	CLASS A.—PRODUCTION OF RAW MATERIALS: SUB-CLASS II.—EXTRACTION OF MINERALS. ORDER 4.—QUARRIES OF HARD ROCKS.														
	TOTAL NUMBER OF ACTUAL EARNERS				NUMBER WHO RETURNED AS THEIR SUBSIDIARY OCCUPATION.									FARM SERVANTS AND FIELD LABOURERS AND WATCHERS	
	2	3	4	5	TOTAL NUMBER		8	9	ORDINARY CULTIVATORS		12	13			
					Males	Females			Males	Females					
PALESTINE ...	2,236	2,219	17	125	124	1	22	1	99	3	..	..			
	1,673	1,661	12	120	119	1	22	1	94	3	..	..			
	297	294	3	1	1	..	..	..	1	..	..	..			
	943	241	2	4	4	..	..	..	4	..	..	..			
Others	23	..	..	..	..	..	..	..	..	..	..	..			
SOUTHERN DISTRICT ...	281	279	2	3	3	..	..	..	..	3	..	..			
	304	264	..	3	3	..	..	..	..	3	..	..			
	11	10	1	..	..	..	..	..	..	..	..	..			
	6	5	1	..	..	..	..	..	..	..	..	..			
Others	..	..	..	..	..	..	..	..	..	..	..	..			
JERUSALEM DISTRICT ...	692	684	8	106	105	1	11	1	94	..	..	..			
	519	512	7	102	101	1	11	1	90	..	..	..			
	54	54	..	..	..	..	..	..	..	..	..	..			
	118	117	1	4	4	..	..	..	4	..	..	..			
Others	1	1	..	..	..	..	..	..	..	..	..	..			
NORTHERN DISTRICT	1,263	1,256	7	16	16	..	11	..	5	..	..	..			
	890	885	5	15	15	..	11	..	4	..	..	..			
	232	230	2	1	1	..	..	..	1	..	..	..			
	119	119	..	..	..	..	..	..	..	..	..	..			
Others	22	22	..	..	..	..	..	..	..	..	..	..			

TABLE XIX.

Agricultural occupations as subsidiary to certain others.—*continued.*

"By certain other occupations is meant those principal occupations of earners in respect of which at least 25 earners returned a subsidiary agricultural occupation."

DISTRICT AND RELIGION	CLASS B.—PREPARATION AND SUPPLY OF MATERIAL SUBSTANCES: SUB-CLASS III.—INDUSTRY. ORDER 8.—WOOD.											
	TOTAL NUMBER OF ACTUAL EARNERS				NUMBER WHO RETURNED AS THEIR SUBSIDIARY OCCUPATION.							
	Persons	Males	Females	Persons	Males	Females	INCOME FROM RENT OF AGRICULTURAL LAND		ORDINARY CULTIVATORS		FARM SERVANTS AND FIELD LABOURERS AND WATCHERS	
2	3	4	5	6	7	8	9	10	11	12	13	
<b>PALESTINE</b> ... ..	4,167	4,131	26	55	55	18	..	18	..	19	..	
Moslems .. ..	1,488	1,479	3	28	28	14	..	14	..	7	..	
Jews... ..	1,839	1,813	16	13	13	..	..	1	..	12	..	
Christians ..	838	819	7	13	13	4	..	9	..	..	..	
Others .. ..	80	20	..	1	1	..	..	1	..	..	..	
<b>SOUTHERN DISTRICT</b> ... ..	1,714	1,705	9	21	21	4	..	4	..	11	..	
Moslems .. ..	784	732	2	13	13	2	..	2	..	6	..	
Jews... ..	818	808	5	6	6	..	..	5	..	5	..	
Christians ..	163	161	2	2	2	..	..	1	..	..	..	
Others .. ..	4	4	..	..	..	..	..	..	..	..	..	
<b>JERUSALEM DISTRICT</b> ... ..	1,133	1,125	8	7	7	4	..	4	..	1	..	
Moslems .. ..	246	246	..	5	5	4	..	4	..	1	..	
Jews... ..	551	547	4	..	..	..	..	..	..	..	..	
Christians ..	336	332	4	2	2	..	..	2	..	..	..	
Others .. ..	..	..	..	..	..	..	..	..	..	..	..	
<b>NORTHERN DISTRICT</b> ... ..	1,310	1,301	9	27	27	10	..	10	..	7	..	
Moslems .. ..	508	501	1	10	10	8	..	8	..	2	..	
Jews... ..	465	458	7	7	7	..	..	..	..	7	..	
Christians ..	327	326	1	9	9	2	..	2	..	..	..	
Others .. ..	16	16	..	1	1	..	..	..	..	1	..	

TABLE XIX.

Agricultural occupations as subsidiary to certain others.—*continued.*

"By certain other occupations is meant those principal occupations of earners in respect of which at least 25 earners returned a subsidiary agricultural occupation."

DISTRICT AND RELIGION	CLASS B.—PREPARATION AND SUPPLY OF MATERIAL SUBSTANCES: SUB-CLASS III.—INDUSTRY. ORDER 12.—INDUSTRIES OF DRESS AND THE TOILET. GROUP 76.—BARBERS, HAIRDRESSERS, WIGMAKERS.														
	TOTAL NUMBER OF ACTUAL EARNERS						NUMBER WHO RETURNED AS THEIR SUBSIDIARY OCCUPATION.						FARM SERVANTS AND FIELD LABOURERS AND WATCHERS		
	Persons	Males	Females	Persons	Males	Females	Persons	Males	Females	Persons	Males	Females	Persons	Males	Females
<b>I</b>	2	3	4	5	6	7	8	9	10	11	12	13			
PALESTINE ...	1,472	1,445	27	33	32	1	10	..	14	1	8	..			
Moslems ...	948	941	7	90	30	..	10	..	12	..	8	..			
Jews... ..	257	240	17	.. 8	.. 2	1	..	..	.. 2	.. 1	..	..			
Christians ..	259	256	3	..	..	..	..	..	..	..	..	..			
Others ...	8	8	..	..	..	..	..	..	..	..	..	..			
SOUTHERN DISTRICT ...	572	559	13	18	17	1	4	..	8	1	5	..			
Moslems ...	380	379	1	17	17	..	4	..	8	..	5	..			
Jews... ..	123	112	10	.. 1	..	1	..	..	..	.. 1	..	..			
Christians ..	70	68	2	..	..	..	..	..	..	..	..	..			
Others ...	..	..	..	..	..	..	..	..	..	..	..	..			
JERUSALEM DISTRICT ...	347	340	7	11	11	..	4	..	5	..	2	..			
Moslems ...	163	163	..	9	9	..	4	..	3	..	2	..			
Jews... ..	89	83	6	.. 8	.. 2	..	..	..	.. 2	..	..	..			
Christians ..	94	93	1	..	..	..	..	..	..	..	..	..			
Others ...	1	1	..	..	..	..	..	..	..	..	..	..			
NORTHERN DISTRICT	553	546	7	4	4	..	2	..	1	..	1	..			
Moslems ...	405	399	6	4	4	..	2	..	1	..	1	..			
Jews... ..	46	45	1	..	..	..	..	..	..	..	..	..			
Christians ..	95	95	..	..	..	..	..	..	..	..	..	..			
Others ...	7	7	..	..	..	..	..	..	..	..	..	..			



TABLE XIX.

Agricultural occupations as subsidiary to certain others.—*continued.*

\* By certain other occupations is meant those principal occupations of earners in respect of which at least 25 earners returned a subsidiary agricultural occupation."

DISTRICT AND RELIGION	NUMBER WHO RETURNED AS THEIR SUBSIDIARY OCCUPATION.												
	TOTAL NUMBER OF ACTUAL EARNERS			TOTAL NUMBER			INCOME FROM RENT OF AGRICULTURAL LAND		ORDINARY CULTIVATORS		FARM SERVANTS AND FIELD LABOURERS AND WATCHERS		
	Persons	Males	Females	Persons	Males	Females	Males	Females	Males	Females	Males	Females	
<b>PALESTINE</b> ... ..	5,667	5,612	55	48	48	..	10	..	28	..	10	..	
Moslems .. ..	1,716	1,690	26	33	33	..	9	..	23	..	1	..	
Jews... ..	3,385	3,308	27	11	11	..	..	..	2	..	9	..	
Christians .. ..	594	592	2	4	4	..	1	..	3	..	..	..	
Others .. ..	22	22	..	..	..	..	..	..	..	..	..	..	
<b>SOUTHERN DISTRICT</b> ... ..	1,610	1,598	12	7	7	..	..	..	1	..	6	..	
Moslems .. ..	188	186	2	2	2	..	..	..	1	..	1	..	
Jews... ..	1,321	1,311	10	5	5	..	..	..	..	..	5	..	
Christians .. ..	95	95	..	..	..	..	..	..	..	..	..	..	
Others .. ..	6	6	..	..	..	..	..	..	..	..	..	..	
<b>JERUSALEM DISTRICT</b> ... ..	2,236	2,216	20	32	32	..	8	..	24	..	..	..	
Moslems .. ..	740	729	11	28	28	..	7	..	21	..	..	..	
Jews... ..	1,224	1,217	7	1	1	..	..	..	1	..	..	..	
Christians .. ..	270	268	2	3	3	..	1	..	2	..	..	..	
Others .. ..	2	2	..	..	..	..	..	..	..	..	..	..	
<b>NORTHERN DISTRICT</b> ... ..	1,821	1,798	23	9	9	..	2	..	3	..	4	..	
Moslems .. ..	788	775	13	3	3	..	2	..	1	..	..	..	
Jews... ..	790	780	10	5	5	..	..	..	1	..	4	..	
Christians .. ..	229	229	..	1	1	..	..	..	..	..	..	..	
Others .. ..	14	14	..	..	..	..	..	..	..	..	..	..	







TABLE XIX.

Agricultural occupations as subsidiary to certain others.—*continued.*

"By certain other occupations is meant those principal occupations of earners in respect of which at least 25 earners returned a subsidiary agricultural occupation."

CLASS B.—PREPARATION AND SUPPLY OF MATERIAL SUBSTANCES: SUB-CLASS IV.—TRANSPORT.  
ORDER 22.—TRANSPORT BY ROAD.

## GROUP 107.—PORTERS AND MESSENGERS.

DISTRICT AND RELIGION	TOTAL NUMBER OF ACTUAL EARNERS				NUMBER WHO RETURNED AS THEIR SUBSIDIARY OCCUPATION.											
	2	3	4	5	TOTAL NUMBER		INCOME FROM RENT OF AGRICULTURAL LAND		ORDINARY CULTIVATORS		FARM SERVANTS AND FIELD LABOURERS AND WATCHERS					
					Males	Females	Males	Females	Males	Females	Males	Females				
PALESTINE ... ..	3,202	2,155	47	75	6	74	1	2	13	1	59	12	13			
Moslems ... ..	2,435	2,419	16	75	74	1	2	13	1	59	..	..	..			
Jews... ..	629	605	24	..	..	..	..	..	..	..	..	..	..			
Christians ... ..	137	130	7	..	..	..	..	..	..	..	..	..	..			
Others ... ..	1	1	..	..	..	..	..	..	..	..	..	..	..			
SOUTHERN DISTRICT ... ..	1,235	1,222	13	49	49	..	..	..	8	..	41	..	..			
Moslems ... ..	959	955	4	49	49	..	..	..	8	..	41	..	..			
Jews... ..	245	237	8	..	..	..	..	..	..	..	..	..	..			
Christians ... ..	31	30	1	..	..	..	..	..	..	..	..	..	..			
Others ... ..	..	..	..	..	..	..	..	..	..	..	..	..	..			
JERUSALEM DISTRICT ... ..	910	881	29	2	1	1	1	..	..	1	1	..	..			
Moslems ... ..	530	523	7	2	1	1	1	..	..	1	1	..	..			
Jews... ..	315	299	16	..	..	..	..	..	..	..	..	..	..			
Christians ... ..	65	59	6	..	..	..	..	..	..	..	..	..	..			
Others ... ..	..	..	..	..	..	..	..	..	..	..	..	..	..			
NORTHERN DISTRICT ... ..	1,057	1,052	5	24	24	..	2	5	5	..	17	..	..			
Moslems ... ..	946	941	5	24	24	..	2	5	5	..	17	..	..			
Jews... ..	69	69	..	..	..	..	..	..	..	..	..	..	..			
Christians ... ..	41	41	..	..	..	..	..	..	..	..	..	..	..			
Others ... ..	1	1	..	..	..	..	..	..	..	..	..	..	..			



TABLE XIX.

Agricultural occupations as subsidiary to certain others.—continued.

\* By certain other occupations is meant those principal occupations of earners in respect of which at least 25 earners returned a subsidiary agricultural occupation."

CLASS B.—PREPARATION AND SUPPLY OF MATERIAL SUBSTANCES: SUB-CLASS V.—TRADE.  
ORDER 34.—OTHER TRADE IN FOODSTUFFS.

GROUP 122.—GROCCERS AND SELLERS OF VEGETABLE OIL, SALT AND OTHER CONDIMENTS.

DISTRICT AND RELIGION	TOTAL NUMBER OF ACTUAL EARNERS						NUMBER WHO RETURNED AS THEIR SUBSIDIARY OCCUPATION.						FARM SERVANTS AND FIELD LABOURERS AND WATCHERS			
	Persons		Males		Females		Persons		Males		Females		Males		Females	
	2	3	4	5	6	7	8	9	10	11	12	13	12	13		
PALESTINE ... ..	5,319	4,987	332	183	183	..	92	..	72	..	19	..	19	..		
Moslems .. ..	3,256	3,171	85	161	161	..	79	..	66	..	16	..	16	..		
Jews... ..	1,498	1,273	225	1	1	..	..	..	..	..	1	..	1	..		
Christians .. ..	553	530	22	18	18	..	10	..	6	..	2	..	2	..		
Others .. ..	13	13	..	3	3	..	3	..	..	..	..	..	..	..		
SOUTHERN DISTRICT ... ..	2,203	2,060	143	72	72	..	28	..	30	..	14	..	14	..		
Moslems .. ..	1,402	1,369	33	65	65	..	26	..	26	..	13	..	13	..		
Jews... ..	654	548	106	..	..	..	..	..	..	..	..	..	..	..		
Christians .. ..	147	143	4	7	7	..	2	..	4	..	1	..	1	..		
Others .. ..	..	..	..	..	..	..	..	..	..	..	..	..	..	..		
JERUSALEM DISTRICT ... ..	1,417	1,288	129	35	35	..	24	..	10	..	1	..	1	..		
Moslems .. ..	701	672	29	32	32	..	21	..	10	..	1	..	1	..		
Jews... ..	506	420	86	..	..	..	..	..	..	..	..	..	..	..		
Christians .. ..	210	196	14	3	3	..	3	..	..	..	..	..	..	..		
Others .. ..	..	..	..	..	..	..	..	..	..	..	..	..	..	..		
NORTHERN DISTRICT ... ..	1,699	1,639	60	76	76	..	40	..	32	..	4	..	4	..		
Moslems .. ..	1,153	1,130	23	64	64	..	32	..	30	..	2	..	2	..		
Jews... ..	338	305	33	1	1	..	..	..	..	..	1	..	1	..		
Christians .. ..	195	191	4	8	8	..	5	..	2	..	1	..	1	..		
Others .. ..	13	13	..	3	3	..	3	..	..	..	..	..	..	..		

TABLE XIX.

Agricultural occupations as subsidiary to certain others.—*continued.*

"By certain other occupations is meant those principal occupations of earners in respect of which at least 25 earners returned a subsidiary agricultural occupation."

DISTRICT AND RELIGION	NUMBER WHO RETURNED AS THEIR SUBSIDIARY OCCUPATION.											
	TOTAL NUMBER OF ACTUAL EARNERS			TOTAL NUMBER			INCOME FROM RENT OF AGRICULTURAL LAND		ORDINARY CULTIVATORS		FARM SERVANTS AND FIELD LABOURERS AND WATCHERS	
	Persons	Males	Females	Persons	Males	Females	Males	Females	Males	Females	Males	Females
	2	3	4	5	6	7	8	9	10	11	12	13
<b>PALESTINE</b> ... ..	1,770	1,492	278	53	51	2	14	1	30	1	7	..
Moslems ..	944	776	168	46	44	2	14	1	24	1	6	..
Jews...	770	670	100	5	5	..	..	..	4	..	1	..
Christians ..	50	40	10	1	1	..	..	..	1	..	..	..
Others ..	6	6	..	1	1	..	..	..	1	..	..	..
<b>SOUTHERN DISTRICT</b> ... ..	726	646	80	15	15	..	2	..	9	..	4	..
Moslems ..	340	311	29	9	9	..	2	..	4	..	3	..
Jews...	372	323	49	5	5	..	..	..	4	..	1	..
Christians ..	13	11	2	1	1	..	..	..	1	..	..	..
Others ..	1	1	..	..	..	..	..	..	..	..	..	..
<b>JERUSALEM DISTRICT</b> ... ..	485	379	106	11	11	..	2	..	9	..	..	..
Moslems ..	200	126	74	11	11	..	2	..	9	..	..	..
Jews...	267	237	30	..	..	..	..	..	..	..	..	..
Christians ..	18	16	2	..	..	..	..	..	..	..	..	..
Others ..	..	..	..	..	..	..	..	..	..	..	..	..
<b>NORTHERN DISTRICT</b> ... ..	559	467	92	27	25	2	10	1	12	1	3	..
Moslems ..	404	339	65	26	24	2	10	1	11	1	3	..
Jews...	181	110	21	..	..	..	..	..	..	..	..	..
Christians ..	19	13	6	..	..	..	..	..	..	..	..	..
Others ..	5	5	..	1	1	..	..	..	1	..	..	..

TABLE XIX.

## Agricultural occupations as subsidiary to certain others.—continued.

"By certain other occupations is meant those principal occupations of earners in respect of which at least 25 earners returned a subsidiary agricultural occupation."

DISTRICT AND RELIGION		CLASS B.—PREPARATION AND SUPPLY OF MATERIAL SUBSTANCES: SUB-CLASS V.—TRADE. ORDER 34.—OTHER TRADE IN FOODSTUFFS. GROUP 126.—SELLERS OF VEGETABLE AND FRUIT.															
		TOTAL NUMBER OF ACTUAL EARNERS			TOTAL NUMBER						INCOME FROM RENT OF AGRICULTURAL LAND				ORDINARY CULTIVATORS		FARM SERVANTS AND FIELD LABOURERS AND WATCHERS
		Persons	Males	Females	Persons	Males	Females	Males	Females	Males	Females	Males	Females	Males	Females	Males	Females
1		2	3	4	5	6	7	8	9	10	11	12	13				
PALESTINE ... ..		3,283	3,066	217	112	86	26	12	..	19	3	55	23				
Moslems .. ..		2,684	2,487	177	112	86	26	12	..	19	3	55	23				
Jews... ..		468	429	34	..	..	..	..	..	..	..	..	..				
Christians .. ..		152	146	6	..	..	..	..	..	..	..	..	..				
Others .. ..		4	4	..	..	..	..	..	..	..	..	..	..				
SOUTHERN DISTRICT ... ..		1,464	1,368	96	89	64	25	5	..	12	2	47	23				
Moslems .. ..		1,241	1,163	78	89	64	25	5	..	12	2	74	23				
Jews... ..		176	159	17	..	..	..	..	..	..	..	..	..				
Christians .. ..		47	46	1	..	..	..	..	..	..	..	..	..				
Others .. ..		..	..	..	..	..	..	..	..	..	..	..	..				
JERUSALEM DISTRICT ... ..		601	510	91	3	2	1	1	..	..	1	1	..				
Moslems .. ..		357	279	78	3	2	1	1	..	..	1	1	..				
Jews... ..		196	185	11	..	..	..	..	..	..	..	..	..				
Christians .. ..		48	46	2	..	..	..	..	..	..	..	..	..				
Others .. ..		..	..	..	..	..	..	..	..	..	..	..	..				
NORTHERN DISTRICT ... ..		1,218	1,188	30	20	20	..	6	..	7	..	7	..				
Moslems .. ..		1,068	1,045	21	20	20	..	6	..	7	..	7	..				
Jews... ..		91	85	6	..	..	..	..	..	..	..	..	..				
Christians .. ..		57	54	3	..	..	..	..	..	..	..	..	..				
Others .. ..		4	4	..	..	..	..	..	..	..	..	..	..				







TABLE XIX.

Agricultural occupations as subsidiary to certain others.—*continued.*

"By certain other occupations is meant those principal occupations of earners in respect of which at least 25 earners returned a subsidiary agricultural occupation."

DISTRICT AND RELIGION		CLASS C.—PUBLIC ADMINISTRATION AND LIBERAL ARTS: SUB-CLASS VII.—PUBLIC ADMINISTRATION. ORDER 46.—PUBLIC ADMINISTRATION.												
		GROUP 151.—SERVICE OF THE STATE.												
		TOTAL NUMBER OF ACTUAL EARNERS		TOTAL NUMBER						INCOME FROM RENT OF AGRICULTURAL LAND		ORDINARY CULTIVATORS		FARM SERVANTS AND FIELD LABOURERS AND WATCHERS
Persons	Males	Females	Persons	Males	Females	Persons	Males	Females	Males	Females	Males	Females	Males	Females
PALESTINE		2,229	2,120	109	25	25	14	11	11	11	11	11	11	13
Moslems		816	807	9	21	21	12	9	9	9	9	9	9	9
Jews...		510	444	66	..	..	..	..	..	..	..	..	..	..
Christians		895	861	34	4	4	2	2	2	2	2	2	2	2
Others		8	8	..	..	..	..	..	..	..	..	..	..	..
SOUTHERN DISTRICT		726	699	27	7	7	5	2	2	2	2	2	2	2
Moslems		301	295	6	6	6	4	4	4	4	4	4	4	4
Jews...		186	168	18	..	..	..	..	..	..	..	..	..	..
Christians		237	234	3	1	1	1	1	1	1	1	1	1	1
Others		8	2	..	..	..	..	..	..	..	..	..	..	..
JERUSALEM DISTRICT		710	650	60	3	3	2	1	1	1	1	1	1	1
Moslems		193	191	2	3	3	2	2	2	2	2	2	2	2
Jews...		201	165	36	..	..	..	..	..	..	..	..	..	..
Christians		315	293	22	..	..	..	..	..	..	..	..	..	..
Others		1	1	..	..	..	..	..	..	..	..	..	..	..
NORTHERN DISTRICT		793	771	22	15	15	7	8	8	8	8	8	8	8
Moslems		322	321	1	12	12	6	6	6	6	6	6	6	6
Jews...		123	111	12	..	..	..	..	..	..	..	..	..	..
Christians		343	334	9	3	3	1	2	2	2	2	2	2	2
Others		5	5	..	..	..	..	..	..	..	..	..	..	..

TABLE XIX.

Agricultural occupations as subsidiary to certain others.—continued.

"By certain other occupations is meant those principal occupations of earners in respect of which at least 25 earners returned a subsidiary agricultural occupation."

DISTRICT AND RELIGION	TOTAL NUMBER OF ACTUAL EARNERS				NUMBER WHO RETURNED AS THEIR SUBSIDIARY OCCUPATION.																				
	2	3		4		5		6		7		8		9		10		11		12		13			
		Persons	Males	Females	Persons	Males	Females	Persons	Males	Females	Persons	Males	Females	Persons	Males	Females	Persons	Males	Females	Persons	Males	Females	Persons	Males	Females
PALESTINE ... ..	978	953	25	30	30	30	6	6	7	8	9	10	11	12	13	..	..	..	..	..	..	..	..	..	..
Moslems ..	396	387	9	19	19	19	..	..	..	..	..	..	..	..	..	..	..	..	..	..	..	..	..	..	..
Jews... ..	210	205	5	..	..	..	..	..	..	..	..	..	..	..	..	..	..	..	..	..	..	..	..	..	..
Christians ..	366	355	11	..	..	..	..	..	..	..	..	..	..	..	..	..	..	..	..	..	..	..	..	..	..
Others ..	6	6	..	..	..	..	..	..	..	..	..	..	..	..	..	..	..	..	..	..	..	..	..	..	..
SOUTHERN DISTRICT ...	201	197	4	4	4	4	..	..	..	..	..	..	..	..	..	..	..	..	..	..	..	..	..	..	..
Moslems ..	127	124	3	4	4	4	..	..	..	..	..	..	..	..	..	..	..	..	..	..	..	..	..	..	..
Jews... ..	49	48	1	..	..	..	..	..	..	..	..	..	..	..	..	..	..	..	..	..	..	..	..	..	..
Christians ..	25	25	..	..	..	..	..	..	..	..	..	..	..	..	..	..	..	..	..	..	..	..	..	..	..
Others ..	..	..	..	..	..	..	..	..	..	..	..	..	..	..	..	..	..	..	..	..	..	..	..	..	..
JERUSALEM DISTRICT ...	473	461	12	8	8	8	..	..	..	..	..	..	..	..	..	..	..	..	..	..	..	..	..	..	..
Moslems ..	89	86	3	5	5	5	..	..	..	..	..	..	..	..	..	..	..	..	..	..	..	..	..	..	..
Jews... ..	146	142	4	..	..	..	..	..	..	..	..	..	..	..	..	..	..	..	..	..	..	..	..	..	..
Christians ..	237	232	5	3	3	3	..	..	..	..	..	..	..	..	..	..	..	..	..	..	..	..	..	..	..
Others ..	1	1	..	..	..	..	..	..	..	..	..	..	..	..	..	..	..	..	..	..	..	..	..	..	..
NORTHERN DISTRICT	304	295	9	18	18	18	..	..	..	..	..	..	..	..	..	..	..	..	..	..	..	..	..	..	..
Moslems ..	180	177	3	10	10	10	..	..	..	..	..	..	..	..	..	..	..	..	..	..	..	..	..	..	..
Jews... ..	15	15	..	..	..	..	..	..	..	..	..	..	..	..	..	..	..	..	..	..	..	..	..	..	..
Christians ..	104	98	6	8	8	8	..	..	..	..	..	..	..	..	..	..	..	..	..	..	..	..	..	..	..
Others ..	6	5	..	..	..	..	..	..	..	..	..	..	..	..	..	..	..	..	..	..	..	..	..	..	..

CLASS C.—PUBLIC ADMINISTRATION AND LIBERAL ARTS: SUB-CLASS VIII.—PROFESSIONS AND LIBERAL ARTS.  
ORDER 47.—RELIGION.

GROUP 156.—PRIESTS, MINISTERS, SHEIKHS, AND RABBIS, ETC.



TABLE XIX.

Agricultural occupations as subsidiary to certain others.—*continued.*

"By certain other occupations is meant those principal occupations of earners in respect of which at least 25 earners returned a subsidiary agricultural occupation."

CLASS C.—PUBLIC ADMINISTRATION AND LIBERAL ARTS: SUB-CLASS IX.—PERSONS LIVING ON THEIR INCOME.  
ORDER 53.—PERSONS LIVING PRINCIPALLY ON THEIR INCOME.

GROUP 170.—PROPRIETORS (OTHER THAN OF AGRICULTURAL LAND), SCHOLARSHIP HOLDERS AND PENSIONERS.

DISTRICT AND RELIGION	TOTAL NUMBER OF ACTUAL EARNERS			NUMBER WHO RETURNED AS THEIR SUBSIDIARY OCCUPATION.												
	Persons	Males	Females	TOTAL NUMBER			INCOME FROM RENT OF AGRICULTURAL LAND			ORDINARY CULTIVATORS			FARM SERVANTS AND FIELD LABOURERS AND WATCHERS			
				Persons	Males	Females	Persons	Males	Females	Persons	Males	Females	Persons	Males	Females	
I	2	3	4	5	6	7	8	9	10	11	12	13				
PALESTINE ... ..	4,139	2,460	1,679	118	102	16	60	12	39	4	3	..				
Moslems ... ..	1,577	967	610	98	84	14	49	11	33	3	2	..				
Jews... ..	1,653	987	666	7	6	1	1	..	4	1	1	..				
Christians ... ..	902	502	400	13	12	1	10	..	2	..	..	..				
Others ... ..	7	4	3	..	..	..	..	..	..	..	..	..				
SOUTHERN DISTRICT ... ..	1,434	859	575	21	17	4	12	2	3	2	2	..				
Moslems ... ..	499	297	202	16	12	4	11	2	..	2	..	..				
Jews... ..	841	515	326	6	5	..	1	..	3	..	1	..				
Christians ... ..	94	47	47	..	..	..	..	..	..	..	..	..				
Others ... ..	..	..	..	..	..	..	..	..	..	..	..	..				
JERUSALEM DISTRICT ... ..	1,418	839	579	29	23	6	18	6	5	..	..	..				
Moslems ... ..	466	274	192	25	19	6	16	6	3	..	..	..				
Jews... ..	577	353	224	1	1	..	..	..	1	..	..	..				
Christians ... ..	375	212	163	3	3	..	2	..	1	..	..	..				
Others ... ..	..	..	..	..	..	..	..	..	..	..	..	..				
NORTHERN DISTRICT ... ..	1,287	762	525	68	62	6	30	4	31	2	1	..				
Moslems ... ..	613	396	216	57	53	4	22	3	30	1	1	..				
Jews... ..	235	119	116	1	..	1	..	..	..	..	..	..				
Christians ... ..	433	243	190	10	9	1	8	1	..	..	..	..				
Others ... ..	7	4	3	..	..	..	..	..	..	..	..	..				





**TABLE XX.**

---

**MIXED OCCUPATIONS OF NON-AGRICULTURAL CHARACTER.**

---

This table is similar to Tables XVIII and XIX save that it gives information in respect of non-agricultural occupations either as principal or as subsidiary. The information is given in respect of principal occupations only in cases in which for each of such principal occupation at least fifty subsidiary occupations were returned.

TABLE XX.

The main subsidiary occupations of earners who returned a non-agricultural occupation as their principal occupation.

By main subsidiary occupation is meant an occupation which was returned as subsidiary by at least 50 principal earners.

PRINCIPAL OCCUPATION	MAIN SUBSIDIARY OCCUPATION	ACTUAL NUMBER OF EARNERS WHO RETURNED A SUBSIDIARY OCCUPATION		
		Persons	Males	Females
GROUP 3. AGENTS, MANAGERS OF ESTATES, CLERKS, RENT COLLECTORS, ETC. :	Group 6. Orange growers ... ..	16	16	...
	" 7. Fruit, flower, vegetable, vine, etc., growers and pickers. Floriculturists and nurserymen ... ..	4	4	...
	" 10. Cattle and buffalo breeders and keepers ... ..	1	1	...
	" 11. Sheep, goat and pig breeders ... ..	1	1	...
	" 15. Breeders of birds, bees, silk worms, and poultry farmers, rearers and sellers of leeches ... ..	2	2	...
	" 105. Cart, car and tractor owners and drivers, stable boys, managers and employees (excluding private servants) ... ..	1	1	...
	" 123. Sellers of dairy produce, eggs, poultry ... ..	1	1	...
	" 164. Professors and teachers, (excluding law, medicine, music, dancing and drawing) and clerks and servants connected with education ... ..	2	1	1
	" 169. House management not domestic service ... ..	1	...	1
	" 170. Proprietors (other than of agricultural land), scholarship holders and pensioners ... ..	6	6	...
" 176. Mechanics otherwise unspecified ... ..	1	1	...	
GROUP 6. ORANGE GROWERS :	Group 3. Agents, managers of estates, clerks, rent collectors, etc. ... ..	43	43	...
	" 7. Fruit, flower, vegetable, vine, etc., growers and pickers. Floriculturists and nurserymen ... ..	112	107	5
	" 10. Cattle and buffalo breeders and keepers ... ..	5	5	...
	" 14. Herdsmen, shepherds, goatherds, etc. ... ..	2	1	1
	" 15. Breeders of birds, bees, silk worms, and poultry farmers, rearers and sellers of leeches ... ..	27	25	2
	" 17. Fishing ... ..	2	2	...
	" 21. Other minerals (stone, limestone, sulphur, gypsum) and zifzif ... ..	2	2	...
	" 41. Sawyers, carpenters, turners, and joiners, etc. ... ..	11	11	...
	" 46. Makers of sieves and other workers in iron and makers of implements and tools principally or exclusively of iron ... ..	1	1	...
	" 64. Butchers ... ..	7	7	...
	" 72. Tailors, milliners, dressmakers, darners, embroiderers ... ..	4	...	4
	" 73. Shoe, boot and sandal makers ... ..	3	3	...
	" 76. Barbers, hairdressers, wigmakers ... ..	1	1	...
	" 82. Stone and marble workers and crushers, masons and bricklayers ... ..	11	11	...
	" 83. Others (thatchers, building contractors, house painters, tilers, plumbers, locksmiths, etc.) ... ..	14	13	1
	" 105. Cart, car and tractor owners and drivers, stable boys, managers and employees (excluding private servants) ... ..	38	38	...
	" 106. Pack camel, mule, ass and bullock owners and drivers and animal hospitals, managers and attendants ... ..	4	4	...
	" 112. Brokers, commission agents, commercial travellers, warehouse owners and employees ... ..	4	3	1
	" 122. Grocers and sellers of vegetable oil, salt and other condiments ... ..	23	23	...
	" 123. Sellers of dairy produce, eggs, poultry ... ..	19	19	...
" 126. Sellers of vegetables and fruit ... ..	2	2	...	
" 128. Grain dealers ... ..	7	7	...	
" 132. Trade in ready-made clothing, second-hand clothing, and other articles of dress and the toilet (hats, umbrellas, canes, socks, shoes, perfumes, soap, etc.) ... ..	6	6	...	
" 156. Priests, ministers, sheikhs, and rabbis, etc. ... ..	3	3	...	
" 159. Burial ground service, pilgrim conductors, circumcisers, ritual slaughterers, beadles ... ..	3	3	...	
" 164. Professors and teachers, (excluding law, medicine, music, dancing and drawing) and clerks and servants connected with education ... ..	6	2	4	
" 167. Others (authors, photographers, astronomers, meteorologists, botanists, artists, sculptors, etc.) ... ..	1	1	...	
" 168. Music composers and masters, players on all kinds of instruments (not military or police), singers, actors, and dancers ... ..	1	...	1	
" 169. House management not domestic service ... ..	8	1	7	
" 170. Proprietors (other than of agricultural land), scholarship holders and pensioners ... ..	119	105	14	
" 171. Receivers of remittances from abroad ... ..	14	5	9	
" 172. Cooks, water carriers, doorkeepers, watchmen and other indoor servants ... ..	8	7	1	
" 175. Cashiers, accountants, bookkeepers, clerks and other employees in unspecified offices, warehouses and shops ... ..	23	22	1	
" 176. Mechanics otherwise unspecified ... ..	9	9	...	
" 177. Labourers and workmen otherwise unspecified ... ..	3	3	...	
" 180. Persons supported by charity ... ..	2	2	...	
GROUP 7. FRUIT, FLOWER, VEGETABLE, VINE, ETC., GROWERS AND PICKERS, FLORICULTURISTS AND NURSERYMEN :	Group 3. Agents, managers of estates, clerks, rent collectors, etc. ... ..	5	5	...
	" 6. Orange growers ... ..	53	53	...
	" 10. Cattle and buffalo breeders and keepers ... ..	3	2	1
	" 11. Sheep, goat and pig breeders ... ..	59	59	...
	" 14. Herdsmen, shepherds, goatherds, etc. ... ..	6	6	...
	" 15. Breeders of birds, bees, silk worms, and poultry farmers, rearers and sellers of leeches ... ..	9	5	4
	" 17. Fishing ... ..	64	63	1
	" 21. Other minerals (stone, limestone, sulphur, gypsum) and zifzif ... ..	14	14	...
	" 41. Sawyers, carpenters, turners, and joiners, etc. ... ..	19	19	...
	" 46. Makers of sieves and other workers in iron and makers of implements and tools principally or exclusively of iron ... ..	4	4	...

TABLE XX.

The main subsidiary occupations of earners who returned a non-agricultural occupation as their principal occupation.

By main subsidiary occupation is meant an occupation which was returned as subsidiary by at least 50 principal earners

PRINCIPAL OCCUPATION	MAIN SUBSIDIARY OCCUPATION	ACTUAL NUMBER OF EARNERS WHO RETURNED A SUBSIDIARY OCCUPATION		
		Persons	Males	Females
	<b>Group</b> 64. Butchers ... ..	18	17	1
	" 72. Tailors, milliners, dressmakers, darners, embroiderers ... ..	5	...	5
	" 73. Shoe, boot and sandal makers ... ..	24	24	...
	" 76. Barbers, hairdressers, wigmakers ... ..	25	25	...
	" 82. Stone and marble workers and crushers, masons and bricklayers ... ..	39	39	...
	" 83. Others (thatchers, building contractors, house painters, tilers, plumbers, locksmiths, etc.) ... ..	24	24	...
	" 105. Cart, car and tractor owners and drivers, stable boys, managers and employees (excluding private servants) ... ..	16	16	...
	" 106. Pack camel, mule, ass and bullock owners and drivers and animal hospitals, managers and attendants ... ..	101	101	...
	" 112. Brokers, commission agents, commercial travellers, warehouse owners and employees ... ..	5	5	...
	" 122. Grocers and sellers of vegetable oil, salt and other condiments ... ..	62	62	...
	" 123. Sellers of dairy produce, eggs, poultry ... ..	17	14	3
	" 126. Sellers of vegetables and fruit ... ..	30	30	...
	" 128. Grain dealers ... ..	6	6	...
	" 132. Trade in ready-made clothing, second-hand clothing, and other articles of dress and the toilet (hats, umbrellas, canes, socks, shoes, perfumes, soap, etc.) ... ..	3	3	...
	" 156. Priests, ministers, sheikhs, and rabbis, etc. ... ..	8	8	...
	" 159. Burial ground service, pilgrim conductors, circumcisers, ritual slaughterers, beadles ... ..	2	2	...
	" 164. Professors and teachers, (excluding law, medicine, music, dancing and drawing) and clerks and servants connected with education... ..	6	5	1
	" 167. Other (authors, photographers, astronomers, meteorologists, botanists, archaeologists, artists, sculptors, etc.) ... ..	1	...	1
	" 169. House management not domestic service ... ..	113	4	109
	" 170. Proprietors (other than of agricultural land), scholarship holders and pensioners ... ..	95	87	8
	" 171. Receivers of remittances from abroad ... ..	44	34	10
	" 172. Cooks, water carriers, doorkeepers, watchmen and other indoor servants ... ..	9	6	3
	" 175. Cashiers, accountants, bookkeepers, clerks and other employees in unspecified warehouses and shops ... ..	15	14	1
	" 176. Mechanics otherwise unspecified ... ..	8	7	1
	" 177. Labourers and workmen otherwise unspecified ... ..	31	30	1
	" 180. Persons supported by charity ... ..	5	3	2
<b>GROUP 8.</b> <b>FOREST OFFICERS, RANGERS, GUARDS, ETC. :</b>	<b>Group</b> 7. Fruit, flower, vegetable, vine, etc., growers and pickers. Floriculturists and nurserymen ... ..	1	1	...
	" 15. Breeders of birds, bees, silk worms, and poultry farmers, rearers and sellers of leeches ... ..	1	1	...
	" 169. House management not domestic service ... ..	1	...	1
<b>GROUP 9.</b> <b>WOODCUTTERS, FIREWOOD COLLECTORS AND CHARCOAL BURNERS :</b>	<b>Group</b> 7. Fruit, flower, vegetable, vine, etc., growers and pickers. Floriculturists and nurserymen ... ..	7	7	...
	" 10. Cattle and buffalo breeders and keepers ... ..	2	1	1
	" 11. Sheep, goat and pig breeders ... ..	4	4	...
	" 14. Herdsmen, shepherds, goatherds, etc. ... ..	1	1	...
	" 106. Pack camel, mule, ass and bullock owners and drivers and animal hospitals, managers and attendants ... ..	1	1	...
	" 169. House management not domestic service ... ..	6	...	6
	" 177. Labourers and workmen otherwise unspecified ... ..	9	9	...
<b>GROUP 10.</b> <b>CATTLE AND BUFFALO BREEDERS AND KEEPERS :</b>	<b>Group</b> 7. Fruit, flower, vegetable, vine, etc., growers and pickers. Floriculturists and nurserymen ... ..	26	26	...
	" 10. Cattle and buffalo breeders and keepers ... ..	1	1	...
	" 11. Sheep goat and pig breeders ... ..	2	2	...
	" 14. Herdsmen, shepherds, goatherds, etc. ... ..	28	28	...
	" 15. Breeders of birds, bees, silk worms, and poultry farmers, rearers and sellers of leeches ... ..	1	...	1
	" 17. Fishing ... ..	1	1	...
	" 72. Tailors, milliners, dressmakers, darners, embroiderers ... ..	1	...	1
	" 82. Stone and marble workers and crushers, masons and bricklayers ... ..	1	1	...
	" 83. Others (thatchers, building contractors, house painters, tilers, plumbers, locksmiths, etc.) ... ..	1	1	...
	" 105. Cart, car and tractor owners and drivers, stable boys, managers and employees (excluding private servants) ... ..	1	1	...
	" 106. Pack camel, mule, ass and bullock owners and drivers and animal hospitals, managers and attendants ... ..	2	2	...
	" 112. Brokers, commission agents, commercial travellers, warehouse owners and employees ... ..	1	1	...
	" 123. Sellers of dairy produce, eggs, poultry ... ..	15	11	4
	" 126. Sellers of vegetables and fruit ... ..	1	1	...
	" 169. House management not domestic service ... ..	4	...	4
	" 170. Proprietors (other than of agricultural land), scholarship holders and pensioners ... ..	8	5	3
	" 177. Labourers and workmen otherwise unspecified ... ..	3	3	...

## TABLE XX.

The main subsidiary occupations of earners who returned a non-agricultural occupation as their principal occupation.

By main subsidiary occupation is meant an occupation which was returned as subsidiary by at least 50 principal earners.

PRINCIPAL OCCUPATION	MAIN SUBSIDIARY OCCUPATION	ACTUAL NUMBER OF EARNERS WHO RETURNED A SUBSIDIARY OCCUPATION			
		Persons	Males	Females	
GROUP 11. SHEEP, GOAT AND PIG BREEDERS :	Group 7. Fruit, flower, vegetable, vine, etc., growers and pickers. Floriculturists and nurserymen ... ..	48	13	35	
	" 10. Cattle and buffalo breeders and keepers ... ..	3	...	3	
	" 14. Herdsmen, shepherds, goatherds, etc. ... ..	80	18	62	
	" 15. Breeders of birds, bees, silk worms, and poultry farmers, rearers and sellers of leeches ... ..	2	1	1	
	" 46. Makers of sieves and other workers in iron and makers of implements and tools principally or exclusively of iron ... ..	2	...	2	
	" 83. Others (thatchers, building contractors, house painters, tilers, plumbers, locksmiths, etc.) ... ..	1	1	...	
	" 106. Pack camel, mule, ass and bullock owners and drivers and animal hospitals, managers and attendants ... ..	11	1	10	
	" 122. Grocers and sellers of vegetable oil, salt and other condiments ... ..	5	1	4	
	" 123. Sellers of dairy produce, eggs, poultry ... ..	46	26	20	
	" 126. Sellers of vegetables and fruit ... ..	1	1	...	
	" 169. House management not domestic service ... ..	47	17	30	
	" 170. Proprietors (other than of agricultural land), scholarship holders and pensioners ... ..	4	3	1	
	" 172. Cooks, water carriers, doorkeepers, watchmen and other indoor servants ... ..	1	...	1	
	" 177. Labourers, and workmen otherwise unspecified ... ..	4	2	2	
	GROUP 12. BREEDERS AND TRAINERS OF OTHER ANIMALS (HORSES, MULES, CAMELS, DONKEYS, ETC.):	Group 14. Herdsmen, shepherds, goatherds, etc. ... ..	1	1	...
		" 170. Proprietors (other than of agricultural land), scholarship holders and pensioners ... ..	2	2	...
	GROUP 14. HERDSMEN, SHEPHERDS, GOATHERDS, ETC. :	Group 6. Orange growers ... ..	1	1	...
" 7. Fruit, flower, vegetable, vine, etc., growers and pickers. Floriculturists and nurserymen ... ..		36	36	...	
" 10. Cattle and buffalo breeders and keepers ... ..		16	16	...	
" 11. Sheep, goat, and pig breeders ... ..		30	30	...	
" 14. Herdsmen, shepherds, goatherds, etc. ... ..		2	2	...	
" 64. Butchers ... ..		1	1	...	
" 83. Others (thatchers, building contractors, house painters, tilers, plumbers, locksmiths, etc.) ... ..		1	1	...	
" 106. Pack camel, mule, ass and bullock owners and drivers and animal hospitals, managers and attendants ... ..		1	1	...	
" 112. Brokers, commission agents, commercial travellers, warehouse owners and employees ... ..		1	1	...	
" 123. Sellers of dairy produce, eggs, poultry ... ..		6	6	...	
" 126. Sellers of vegetables and fruit. ... ..		1	1	...	
" 168. Music composers and masters, players on all kinds of instruments (not military or police), singers, actors, and dancers ... ..		1	...	1	
" 170. Proprietors (other than of agricultural land), scholarship holders and pensioners ... ..		1	1	...	
" 172. Cooks, water carriers, doorkeepers, watchmen and other indoor servants ... ..		2	2	...	
" 177. Labourers and workmen otherwise unspecified ... ..		2	2	...	
GROUP 15. BREEDERS OF BIRDS, BEES, SILK WORMS AND POULTRY FARMERS, REARERS AND SELLERS OF LEECHES :	Group 6. Orange growers ... ..	2	2	...	
	" 7. Fruit, flower, vegetable, vine, etc., growers and pickers. Floriculturists and nurserymen ... ..	4	4	...	
	" 10. Cattle and buffalo breeders and keepers ... ..	1	...	1	
	" 73. Shoe, boot and sandal makers ... ..	1	1	...	
	" 105. Cart, car and tractor owners and drivers, stable boys, managers and employees (excluding private servants) ... ..	2	2	...	
	" 169. House management not domestic service ... ..	12	2	10	
	" 170. Proprietors (other than of agricultural land), scholarship holders and pensioners ... ..	4	1	3	
	" 171. Receivers of remittances from abroad ... ..	1	...	1	
	" 175. Cashiers, accountants, bookkeepers, clerks and other employees in unspecified offices, warehouses and shops ... ..	2	1	1	
	" 177. Labourers and workmen otherwise unspecified ... ..	1	1	...	
GROUP 17. FISHING :	Group 6. Orange growers ... ..	1	1	...	
	" 7. Fruit, flower, vegetable, vine, etc., growers and pickers. Floriculturists and nurserymen ... ..	39	39	...	
	" 11. Sheep, goat and pig breeders ... ..	1	1	...	
	" 21. Other minerals (stone, limestone, sulphur, gypsum) and zifzif ... ..	5	5	...	
	" 41. Sawyers, carpenters, turners, and joiners, etc. ... ..	1	1	...	
	" 122. Grocers and sellers of vegetable oil, salt and other condiments ... ..	1	1	...	
	" 123. Sellers of dairy produce, eggs, poultry ... ..	1	1	...	
	" 128. Grain dealers ... ..	1	1	...	
	" 169. House management not domestic service ... ..	1	1	...	
	" 170. Proprietors (other than of agricultural land), scholarship holders and pensioners ... ..	13	13	...	
	" 177. Labourers and workmen otherwise unspecified ... ..	2	2	...	

TABLE XX.

The main subsidiary occupations of earners who returned a non-agricultural occupation as their principal occupation.

By main subsidiary occupation is meant an occupation which was returned as subsidiary by at least 50 principal earners.

PRINCIPAL OCCUPATION	MAIN SUBSIDIARY OCCUPATION	ACTUAL NUMBER OF EARNERS WHO RETURNED A SUBSIDIARY OCCUPATION		
		Persons	Males	Females
GROUP 21. OTHER MINERALS (STONE, LIMESTONE, SULPHUR, GYPSUM) AND ZIFZIF :	Group 6. Orange growers ... ..	3	3	...
	" 7. Fruit, flower, vegetable, vine, etc., growers and pickers. Floriculturists and nurserymen ... ..	24	23	1
	" 10. Cattle and buffalo breeders and keepers ... ..	1	1	...
	" 11. Sheep, goat and pig breeders ... ..	7	7	...
	" 15. Breeders of birds, bees, silk worms, and poultry farmers, rearers and sellers of leeches ... ..	2	2	...
	" 17. Fishing ... ..	1	1	...
	" 82. Stone and marble workers and crushers, masons and bricklayers ... ..	15	15	...
	" 83. Others (thatchers, building contractors, house painters, tilers, plumbers, locksmiths, etc.) ... ..	4	4	...
	" 105. Cart, car and tractor owners and drivers, stable boys, managers and employees (excluding private servants) ... ..	1	1	...
	" 106. Pack camel, mule, ass and bullock owners and drivers and animal hospitals, managers and attendants ... ..	1	1	...
	" 167. Others (authors, photographers, astronomers, meteorologists, botanists, archaeologists, artists, sculptors, etc.) ... ..	1	1	...
	" 169. House management not domestic service ... ..	4	1	3
	" 170. Proprietors (other than of agricultural land), scholarship holders and pensioners ... ..	14	14	...
	" 171. Receivers of remittances from abroad ... ..	1	1	...
	" 175. Cashiers, accountants, bookkeepers, clerks and other employees in unspecified offices, warehouses and shops ... ..	1	...	1
" 177. Labourers and workmen otherwise unspecified ... ..	3	3	...	
GROUP 23. EXTRACTION OF MINERALS SOLUBLE IN WATER :	Group 21. Other minerals (stone, limestone, sulphur, gypsum) and zifzif ... ..	1	1	...
	" 83. Others (thatchers, building contractors, house painters, tilers, plumbers, locksmiths, etc.) ... ..	1	1	...
	" 171. Receivers of remittances from abroad ... ..	1	1	...
GROUP 25. COTTON WEAVING, SPINNING, CARDING AND CLEANING :	Group 106. Pack camel, mule, ass and bullock owners and drivers and animal hospitals, managers and attendants ... ..	1	1	...
	" 132. Trade in ready-made clothing, second-hand clothing, and other articles of dress and the toilet (hats, umbrellas, canes, socks, shoes, perfumes, soap, etc.) ... ..	1	1	...
	" 169. House management not domestic service ... ..	2	1	1
	" 176. Mechanics otherwise unspecified ... ..	1	1	...
GROUP 27. ROPE, TWINE AND STRING :	Group 7. Fruit, flower, vegetable, vine, etc., growers and pickers. Floriculturists and nurserymen. ... ..	9	9	...
	" 169. House management not domestic service ... ..	2	2	...
GROUP 28. OTHER FIBRES (FLAX, HEMP STRAW, ETC.) :	Group 7. Fruit, flower, vegetable, vine, etc., growers and pickers. Floriculturists and nurserymen ... ..	2	2	...
	" 14. Herdsmen, shepherds, goatherds, etc. ... ..	4	4	...
	" 17. Fishing ... ..	6	6	...
	" 41. Sawyers, carpenters, turners, and joiners, etc. ... ..	1	1	...
	" 169. House management not domestic service ... ..	4	...	4
	" 170. Proprietors (other than of agricultural land), scholarship holders and pensioners ... ..	1	1	...
GROUP 29. WOOL CARDERS, SPINNERS, WEAVERS OF WOOLLEN GOODS, CARPETS, ETC. :	Group 72. Tailors, milliners, dressmakers, darners, embroiderers ... ..	1	...	1
	" 132. Trade in ready-made clothing, second-hand clothing, and other articles of dress and the toilet (hats, umbrellas, canes, socks, shoes, perfumes, soap, etc.) ... ..	1	1	...
	" 169. House management not domestic service ... ..	8	...	8
	" 170. Proprietors (other than of agricultural land), scholarship holders and pensioners ... ..	1	1	...
GROUP 31. HAIR, CAMEL AND HORSE HAIR, BRISTLES WORK, BRUSH MAKERS, ETC. :	Group 122. Grocers and sellers of vegetable oil, salt and other condiments ... ..	1	...	1
	" 170. Proprietors (other than of agricultural land), scholarship holders and pensioners ... ..	1	1	...
	" 180. Persons supported by charity ... ..	1	1	...
GROUP 33. HOSIERY KNITTERS AND TEXTILE WEAVERS :	Group 72. Tailors, milliners, dressmakers, darners, embroiderers ... ..	1	...	1
	" 82. Stone and marble workers and crushers, masons and bricklayers ... ..	1	1	...
	" 83. Others (thatchers, building contractors, house painters, tilers, plumbers, locksmiths, etc.) ... ..	3	3	...
	" 132. Trade in ready-made clothing, second-hand clothing, and other articles of dress and the toilet (hats, umbrellas, canes, socks, shoes, perfumes, soap, etc.) ... ..	1	1	...
	" 168. Music composers and masters, players on all kinds of instruments (not military or police), singers, actors, and dancers ... ..	1	1	...
	" 169. House management not domestic service ... ..	3	...	3
	" 170. Proprietors (other than of agricultural land), scholarship holders and pensioners ... ..	3	3	...

## TABLE XX.

The main subsidiary occupations of earners who returned a non-agricultural occupation as their principal occupation.

By main subsidiary occupation is meant an occupation which was returned as subsidiary by at least 50 principal earners.

PRINCIPAL OCCUPATION	MAIN SUBSIDIARY OCCUPATION	ACTUAL NUMBER OF EARNERS WHO RETURNED A SUBSIDIARY OCCUPATION		
		Persons	Males	Females
GROUP 35. OTHER (LACE, CRAPE, FRINGES, EMBROIDERIES, ETC.) AND INSUFFICIENTLY DESCRIBED TEXTILE INDUSTRIES :	Group 72. Tailors, milliners, dressmakers, darners, embroiderers ... ..	2	...	2
	" 169. House management not domestic service ... ..	4	...	4
	" 170. Proprietors (other than of agricultural land), scholarship holders and pensioners ... ..	1	...	1
	" 171. Receivers of remittances from abroad ... ..	2	1	1
GROUP 36. TANNERS, CURRIERS, LEATHER DRESSERS ETC., AND BLOOD BOILERS :	Group 126. Sellers of vegetables and fruit ... ..	2	2	...
	" 170. Proprietors (other than of agricultural land), scholarship holders and pensioners ... ..	1	1	...
	" 177. Labourers and workmen otherwise unspecified ... ..	1	1	...
GROUPS 37. LEATHER DYERS :	Group 7. Fruit, flower, vegetable, vine, etc., growers and pickers. Floriculturists and nurserymen ... ..	1	1	...
	" 177. Labourers and workmen otherwise unspecified ... ..	1	...	1
GROUP 40. BONE, IVORY, HORN, SHELL, ETC., WORKERS, CATGUT STRING PREPARERS :	Group 7. Fruit, flower, vegetable, vine, etc., growers and pickers. Floriculturists and nurserymen ... ..	3	3	...
	" 82. Stone and marble workers and crushers, masons and bricklayers ... ..	4	4	...
	" 169. House management not domestic service ... ..	42	...	42
	" 177. Labourers and workmen otherwise unspecified ... ..	1	1	...
GROUP 41. SAWYERS, CARPENTERS, TURNERS, AND JOINERS, ETC. :	Group 3. Agents, managers of estates, clerks, rent collectors, etc. ... ..	1	1	...
	" 6. Orange growers ... ..	11	11	...
	" 7. Fruit, flower, vegetable, vine, etc., growers and pickers. Floriculturists and nurserymen ... ..	30	30	...
	" 11. Sheep, goat and pig breeders ... ..	2	2	...
	" 14. Herdsmen, shepherds, goatherds, etc.) ... ..	1	1	...
	" 15. Breeders of birds, bees, silk worms, and poultry farmers, rearers and sellers of leeches ... ..	1	1	...
	" 17. Fishing ... ..	2	2	...
	" 21. Other minerals (stone, limestone, sulphur, gypsum) and zifzif ... ..	1	1	...
	" 46. Makers of sieves and other workers in iron and makers of implements and tools principally or exclusively of iron ... ..	4	4	...
	" 74. Other industries pertaining to dress (gloves, gaiters, belts, neckties, shirts, pyjamas, buttons, combs, umbrellas, canes, etc.) ... ..	1	1	...
	" 76. Barbers, hairdressers, wigmakers ... ..	1	1	...
	" 82. Stone and marble workers and crushers, masons and bricklayers ... ..	9	9	...
	" 83. Others (thatchers, building contractors, house painters, tilers, plumbers, locksmiths, etc.) ... ..	9	9	...
	" 105. Cart, car and tractor owners and drivers, stable boys, managers and employees (excluding private servants) ... ..	1	1	...
	" 106. Pack camel, mule, ass and bullock owners and drivers and animal hospitals, managers and attendants. ... ..	1	1	...
	" 112. Brokers, commission agents, commercial travellers, warehouse owners and employees ... ..	2	2	...
	" 123. Sellers of dairy produce, eggs, poultry ... ..	4	4	...
	" 126. Sellers of vegetables and fruit ... ..	3	3	...
	" 128. Grain dealers ... ..	1	1	...
	" 159. Burial ground service, pilgrim conductors, circumcisers, ritual slaughterers, beadles ... ..	1	...	1
" 169. House management not domestic service ... ..	4	...	4	
" 170. Proprietors (other than of agricultural land), scholarship holders and pensioners ... ..	94	94	...	
" 171. Receivers of remittances from abroad ... ..	3	3	...	
" 172. Cooks, water carriers, doorkeepers, watchmen and other indoor servants ... ..	4	4	...	
" 175. Cashiers, accountants, bookkeepers, clerks and other employees in unspecified offices, warehouses and shops ... ..	1	1	...	
" 176. Mechanics otherwise unspecified ... ..	1	1	...	
GROUP 42. BASKET MAKERS AND OTHER INDUSTRIES OF WOODY MATERIAL & CORK GOODS INCLUDING LEAVES. WICKER WORKERS MAKERS OF BROOMS, GUT SIEVES, ETC. :	Group 7. Fruit, flower, vegetable, vine, etc., growers and pickers. Floriculturists and nurserymen ... ..	65	63	2
	" 126. Sellers of vegetables and fruit ... ..	2	2	...
	" 169. House management not domestic service ... ..	16	2	14
	" 170. Proprietors (other than of agricultural land), scholarship holders and pensioners ... ..	2	2	...
GROUP 44. PLOUGH & AGRICULTURAL IMPLEMENT MAKERS :	Group 82. Stone and marble workers and crushers, masons and bricklayers ... ..	1	1	...
GROUP 45. MAKERS OF ARMS, GUNS, CUTLERY :	Group 170. Proprietors (other than of agricultural land), scholarship holders and pensioners ... ..	1	1	...
GROUP 46. MAKERS OF SIEVES & OTHER WORKERS IN IRON AND MAKERS OF IMPLEMENTS AND TOOLS PRINCIPALLY OR EXCLUSIVELY OF IRON :	Group 6. Orange growers ... ..	3	3	...
	" 7. Fruit, flower, vegetable, vine, etc. growers and pickers. Floriculturists and nurserymen ... ..	6	6	...
	" 11. Sheep, goat and pig breeders ... ..	1	1	...
	" 41. Sawyers, carpenters, turners, and joiners, etc. ... ..	1	1	...

TABLE XX.

The main subsidiary occupations of earners who returned a non-agricultural occupation as their principal occupation.

By main subsidiary occupation is meant an occupation which was returned as subsidiary by at least 50 principal earners.

PRINCIPAL OCCUPATION	MAIN SUBSIDIARY OCCUPATION	ACTUAL NUMBER OF EARNERS WHO RETURNED A SUBSIDIARY OCCUPATION		
		Persons	Males	Females
	Group 72. Tailors, milliners, dressmakers, darners, embroiderers ... ..	1	...	1
	" 76. Barbers, hairdressers, wigmakers ... ..	1	1	...
	" 82. Stone and marble workers and crushers, masons and bricklayers ... ..	2	2	...
	" 83. Others (thatchers, building contractors, house painters, tilers, plumbers, locksmiths, etc.) ... ..	3	3	...
	" 105. Cart, car and tractor owners and drivers, stable boys, managers and employees (excluding private servants) ... ..	1	1	...
	" 106. Pack camel, mule, ass and bullock owners and drivers and animal hospitals, managers and attendants. ... ..	1	1	...
	" 122. Grocers and sellers of vegetable oil, salt and other condiments ... ..	1	1	...
	" 126. Sellers of vegetables and fruit ... ..	1	1	...
	" 128. Grain dealers ... ..	6	6	...
	" 132. Trade in ready-made clothing, second-hand clothing, and other articles of dress and the toilet (hats, umbrellas, canes, socks, shoes, perfumes, soap, etc.) ... ..	4	4	...
	" 156. Priests, ministers, sheikhs, and rabbis, etc. ... ..	2	2	...
	" 169. House management not domestic service ... ..	1	...	1
	" 170. Proprietors (other than of agricultural land), scholarship holders and pensioners ... ..	42	40	2
	" 171. Receivers of remittances from abroad ... ..	2	2	...
	" 176. Mechanics otherwise unspecified ... ..	2	2	...
	" 177. Labourers and workmen otherwise unspecified ... ..	2	2	...
<b>GROUP 47.</b> <b>WORKERS IN BRASS, COPPER, AND BELL METAL :</b>	Group 170. Proprietors (other than of agricultural land), scholarship holders and pensioners ... ..	1	1	...
	" 172. Cooks, water carriers, doorkeepers, watchmen and other indoor servants .	1	1	...
<b>GROUP 48.</b> <b>WORKERS IN OTHER METALS (TIN ZINC, LEAD MERCURY, ETC.):</b>	Group 7. Fruit, flower, vegetable, vine, etc., growers and pickers. Floriculturists and nurserymen. ... ..	1	1	...
	" 15. Breeders of birds, bees, silk worms, and poultry farmers, rearers and sellers of leeches ... ..	1	1	...
	" 46. Makers of sieves and other workers in iron and makers of implements and tools principally or exclusively of iron ... ..	1	1	...
	" 83. Others (thatchers, building contractors, house painters, tilers, plumbers, locksmiths, etc.) ... ..	2	2	...
	" 112. Brokers, commission agents, commercial travellers, warehouse owners and employees ... ..	1	1	...
	" 122. Grocers and sellers of vegetable oil, salt and other condiments ... ..	1	1	...
	" 123. Sellers of dairy produce, eggs, poultry ... ..	1	1	...
	" 169. House management not domestic service ... ..	2	...	2
	" 170. Proprietors (other than of agricultural land), scholarship holders and pensioners ... ..	11	11	...
	" 171. Receivers of remittances from abroad ... ..	2	2	...
	" 172. Cooks, water carriers, doorkeepers, watchmen, and other indoor servants .	2	2	...
	" 176. Mechanics otherwise unspecified ... ..	3	3	...
	" 180. Persons supported by charity ... ..	1	1	...
<b>GROUP 50.</b> <b>MAKERS OF GLASS AND CRYSTAL WARE :</b>	Group 123. Sellers of dairy produce, eggs, poultry ... ..	1	1	...
<b>GROUP 52.</b> <b>POTTERS AND EARTHEN PIPE AND BOWL MAKERS :</b>	Group 3. Agents, managers of estates, clerks, rent collectors, etc. ... ..	1	1	...
	" 7. Fruit, flower, vegetable, vine, etc., growers and pickers. Floriculturists and nurserymen ... ..	2	2	...
	" 82. Stone and marble workers and crushers, masons and bricklayers ... ..	1	1	...
	" 83. Others (thatchers, building contractors, house painters, tilers, plumbers, locksmiths, etc.) ... ..	1	1	...
	" 169. House management not domestic service ... ..	1	...	1
	" 170. Proprietors (other than of agricultural land), scholarship holders and pensioners ... ..	1	1	...
<b>GROUP 53.</b> <b>BRICK AND TILE MAKERS :</b>	Group 7. Fruit, flower, vegetable, vine, etc., growers and pickers. Floriculturists and nurserymen ... ..	3	2	1
	" 15. Breeders of birds, bees, silk worms, and poultry farmers, rearers and sellers of leeches ... ..	1	1	...
	" 41. Sawyers, carpenters, turners, and joiners, etc. ... ..	1	1	...
	" 83. Others (thatchers, building contractors, house painters, tilers, plumbers, locksmiths, etc.) ... ..	2	2	...
	" 112. Brokers, commission agents, commercial travellers, warehouse owners and employees ... ..	1	1	...
	" 122. Grocers and sellers of vegetable oil, salt and other condiments ... ..	1	1	...
	" 164. Professors and teachers (excluding law, medicine, music, dancing and drawing) and clerks and servants connected with education ... ..	1	1	...
	" 169. House management not domestic service ... ..	2	...	2
	" 170. Proprietors (other than of agricultural land), scholarship holders and pensioners ... ..	16	15	1
	" 176. Mechanics otherwise unspecified ... ..	1	1	...

TABLE XX.

The main subsidiary occupations of earners who returned a non-agricultural occupation as their principal occupation.

By main subsidiary occupation is meant an occupation which was returned as subsidiary by at least 50 principal earners.

PRINCIPAL OCCUPATION	MAIN SUBSIDIARY OCCUPATION	ACTUAL NUMBER OF EARNERS WHO RETURNED A SUBSIDIARY OCCUPATION		
		Persons	Males	Females
GROUP 54. OTHERS (MOSAIC, TALC, MICA, WORKERS). ARTIFICIAL TEETH MANUFACTURERS AND DENTAL MECHANICS, MOTHER-OF-PEARL WORKERS :	Group 7. Fruit, flower, vegetable, vine, etc. growers and pickers. Floriculturists and nurserymen ... ..	1	1	...
	" 11. Sheep, goat and pig breeders ... ..	1	1	...
	" 15. Breeders of birds, bees, silk worms, and poultry farmers, rearers and sellers of leeches ... ..	1	...	1
	" 83. Others (thatchers, building contractors, house painters, tilers, plumbers, locksmiths, etc.) ... ..	1	1	...
	" 112. Brokers, commission agents, commercial travellers, warehouse owners and employees ... ..	1	1	...
	" 159. Burial ground service, pilgrim conductors, circumcisers, ritual slaughterers, beadles ... ..	2	2	...
	" 170. Proprietors (other than of agricultural land), scholarship holders and pensioners ... ..	1	1	...
	" 171. Receivers of remittances from abroad ... ..	1	1	...
	" 175. Cashiers, accountants, bookkeepers, clerks and other employees in unspecified offices, warehouses and shops ... ..	1	...	1
	GROUP 55. MANUFACTURE OF MATCHES AND EXPLOSIVE MATERIALS :	Group 21. Other minerals (stone, limestone, sulphur, gypsum) and zifzif ... ..	1	1
" 172. Cooks, water carriers, doorkeepers, watchmen and other indoor servants ... ..		1	...	1
" 180. Persons supported by charity ... ..		1	1	...
GROUP 56. MANUFACTURE OF AERATED AND MINERAL WATERS :	Group 123. Sellers of dairy produce, eggs, poultry ... ..	1	1	...
	" 170. Proprietors (other than of agricultural land), scholarship holders and pensioners ... ..	1	1	...
	" 177. Labourers and workmen otherwise unspecified ... ..	1	1	...
GROUP 58. MANUFACTURE AND REFINERY OF VEGETABLE AND MINERAL OILS :	Group 11. Sheep, goat and pig breeders ... ..	1	1	...
	" 73. Shoe, boot and sandal makers ... ..	1	1	...
	" 112. Brokers, commission agents, commercial travellers, warehouse owners and employees ... ..	1	1	...
	" 169. House management not domestic service ... ..	1	...	1
	" 170. Proprietors (other than of agricultural land), scholarship holders and pensioners ... ..	1	1	...
	" 177. Labourers and workmen otherwise unspecified ... ..	1	...	1
GROUP 59. MANUFACTURE OF SOAP :	Group 6. Orange growers ... ..	2	2	...
	" 82. Stone and marble workers and crushers, masons and bricklayers ... ..	1	1	...
	" 122. Grocers and sellers of vegetable oil, and other condiments ... ..	1	1	...
	" 169. House management not domestics service ... ..	1	...	1
	" 170. Proprietors (other than of agricultural land), scholarship holders and pensioners ... ..	2	2	...
	" 171. Receivers of remittances from abroad ... ..	2	3	...
GROUP 60. OTHERS (CANDLES, PERFUMES AND MISCELLANEOUS DRUGS, CARBONIC ACID GAS, OXYGEN, ESSENTIAL OILS, TOOTH PASTE, BOOT POLISH, FERTILIZERS ; MANUFACTURE OF) :	Group 170. Proprietors (other than of agricultural land), scholarship holders and pensioners ... ..	1	1	...
GROUP 61. CEREALS AND SALT GRINDERS	Group 6. Orange growers ... ..	2	2	...
	" 7. Fruit, flower, vegetable, vine, etc., growers and pickers. Floriculturists and nurserymen ... ..	2	3	...
	" 11. Sheep, goat and pig breeders ... ..	1	1	...
	" 41. Sawyers, carpenters, turners, and joiners, etc. ... ..	1	1	...
	" 46. Makers of sieves and other workers in iron and makers of implements and tools principally or exclusively of iron ... ..	2	2	...
	" 105. Cart, car and tractor owners and drivers, stable boys, managers and employees (excluding private servants) ... ..	1	1	...
	" 169. House management not domestic service ... ..	2	...	2
	" 170. Proprietors (other than of agricultural land), scholarship holders and pensioners ... ..	12	12	...
	" 171. Receivers of remittances from abroad ... ..	1	1	...
	" 176. Mechanics otherwise unspecified ... ..	1	1	...
GROUP 62. BAKERS AND BISCUIT MAKERS AND MACARONI MANUFACTURERS :	" 180. Persons supported by charity ... ..	1	1	...
	Group 6. Orange growers ... ..	4	4	...
	" 7. Fruit, flower, vegetable, vine, etc., growers and pickers. Floriculturists and nurserymen ... ..	5	4	1
	" 10. Cattle and buffalo breeders and keepers ... ..	1	1	...
	" 41. Sawyers, carpenters, turners, and joiners, etc. ... ..	2	2	...
	" 73. Shoe, boot and sandal makers ... ..	1	1	...
	" 82. Stone and marble workers and crushers, masons and bricklayers ... ..	2	2	...
	" 83. Others (thatchers, building contractors, house painters, tilers, plumbers, locksmiths, etc.) ... ..	2	2	...
	" 106. Pack camel, mule, ass and bullock owners and drivers and animal hospitals, managers and attendants ... ..	1	1	...
	" 122. Grocers and sellers of vegetable oil, salt and other condiments ... ..	3	3	...

TABLE XX.

The main subsidiary occupations of earners who returned a non-agricultural occupation as their principal occupation.

By main subsidiary occupation is meant an occupation which was returned as subsidiary by at least 50 principal earners

PRINCIPAL OCCUPATION	MAIN SUBSIDIARY OCCUPATION	ACTUAL NUMBER OF EARNERS WHO RETURNED A SUBSIDIARY OCCUPATION		
		Persons	Males	Females
GROUP 63. GRAIN PARCHERS, ETC. :	Group 123. Sellers of dairy produce, eggs, poultry ... ..	1	1	...
	" 126. Sellers of vegetables and fruit ... ..	4	4	...
	" 159. Burial ground service, pilgrim conductors, circumcisers, ritual slaughterers, beadles ... ..	1	1	...
	" 169. House management not domestic service ... ..	12	1	11
	" 170. Proprietors (other than of agricultural land), scholarship holders and pensioners ... ..	29	28	1
	" 171. Receivers of remittances from abroad ... ..	2	1	1
	" 176. Mechanics otherwise unspecified ... ..	1	1	...
	" 180. Persons supported by charity ... ..	2	1	1
GROUP 64. BUTCHERS :	Group 6. Orange growers ... ..	1	1	...
	" 6. Orange growers ... ..	2	2	...
	" 7. Fruit, flower, vegetable, vine, etc., growers and pickers. Floriculturists and nurserymen ... ..	12	12	...
	" 11. Sheep, goat and pig breeders ... ..	4	4	...
	" 15. Breeders of birds, bees, silk worms, and poultry farmers, rearers and sellers of leeches ... ..	1	1	...
	" 17. Fishing ... ..	1	1	...
	" 46. Makers of sieves and other workers in iron and makers of implements and tools principally or exclusively of iron ... ..	2	2	...
	" 76. Barbers, hairdressers, wigmakers ... ..	2	2	...
	" 83. Others (thatchers, building contractors, house painters, tilers, plumbers, locksmiths, etc.) ... ..	1	1	...
	" 105. Cart, car and tractor owners and drivers, stable boys, managers, and employees (excluding private servants) ... ..	1	1	...
	" 122. Grocers and sellers of vegetable oil, salt and other condiments ... ..	1	1	...
	" 123. Sellers of dairy produce, eggs, poultry ... ..	6	6	...
	" 128. Grain dealers ... ..	2	2	...
	" 132. Trade in ready-made clothing, second-hand clothing, and other articles of dress and the toilet (hats, umbrellas, canes, socks, shoes, perfumes, soap, etc.) ... ..	1	1	...
	" 159. Burial ground service, pilgrim conductors, circumcisers, ritual slaughterers, beadles ... ..	1	1	...
	" 169. House management not domestic service ... ..	7	4	3
	" 170. Proprietors (other than of agricultural land), scholarship holders and pensioners ... ..	21	21	...
" 171. Receivers of remittances from abroad ... ..	1	1	...	
" 176. Mechanics otherwise unspecified ... ..	1	1	...	
GROUP 65. FISH CURERS :	Group 11. Sheep, goat and pig breeders ... ..	1	1	...
	" 11. Sheep, goat and pig breeders ... ..	1	1	...
GROUP 66. BUTTER, CHEESE, ETC., MAKERS :	Group 6. Orange growers ... ..	3	2	1
	" 7. Fruit, flower, vegetable, vine, etc., growers and pickers. Floriculturists and nurserymen ... ..	1	1	...
	" 105. Cart, car and tractor owners and drivers, stable boys, managers and employees (excluding private servants) ... ..	1	1	...
	" 123. Sellers of dairy produce, eggs, poultry ... ..	6	5	1
	" 164. Professors and teachers (excluding law, medicine, music, dancing and drawing) and clerks and servants connected with education ... ..	1	1	...
	" 169. House management not domestic service ... ..	1	1	...
	" 170. Proprietors (other than of agricultural land), scholarship holders and pensioners ... ..	7	5	2
	" 172. Cooks, water carriers, doorkeepers, watchmen and other indoor servants ... ..	1	1	...
" 175. Cashiers, accountants, bookkeepers, clerks and other employees in unspecified offices, warehouses and shops ... ..	1	...	1	
GROUP 67. SWEETMEAT MAKERS, PREPARERS OF JAM AND CONDIMENTS, VEGETABLE PRESERVES AND PICKLES, ETC. :	Group 15. Breeders of birds, bees, silk worms, and poultry farmers, rearers and sellers of leeches ... ..	1	1	...
	" 132. Trade in ready-made clothing, second-hand clothing, and other articles of dress and the toilet (hats, umbrellas, canes, socks, perfumes, soap etc.) ... ..	1	1	...
	" 156. Priests, ministers, sheikhs, and rabbis, etc. ... ..	1	1	...
	" 169. House management not domestic service ... ..	3	1	2
	" 170. Proprietors (other than of agricultural land), scholarship holders and pensioners ... ..	4	4	...
	" 171. Receivers of remittances from abroad ... ..	7	7	...
	" 177. Labourers and workmen otherwise unspecified ... ..	1	1	...
	" 180. Persons supported by charity ... ..	2	2	...
GROUP 68. DISTILLERS OF SPIRITS AND MANUFACTURERS OF WINE	Group 6. Orange growers ... ..	1	1	...
	" 7. Fruit, flower, vegetable, vine, etc., growers and pickers. Floriculturists and nurserymen ... ..	4	4	...
	" 170. Proprietors (other than of agricultural land), scholarship holders and pensioners ... ..	2	2	...

## TABLE XX.

The main subsidiary occupations of earners who returned a non-agricultural occupation as their principal occupation.

By main subsidiary occupation is meant an occupation which was returned as subsidiary by at least 50 principal earners.

PRINCIPAL OCCUPATION	MAIN SUBSIDIARY OCCUPATION	ACTUAL NUMBER OF EARNERS WHO RETURNED A SUBSIDIARY OCCUPATION		
		Persons	Males	Females
GROUP 70. MANUFACTURERS OF TOBACCO AND CIGARETTES :	Group 7. Fruit, flower, vegetable, vine, etc., growers and pickers. Floriculturists and nurserymen ... ..	1	1	...
	" 170. Proprietors (other than of agricultural land), scholarship holders and pensioners ... ..	6	6	...
	" 171. Receivers of remittances from abroad ... ..	1	1	...
GROUP 71. HAT, CAP, AGGAL AND TARBUSH MAKERS AND PRESSERS :	Group 6. Orange growers ... ..	1	1	...
	" 72. Tailors, milliners, dressmakers, darners, embroiderers ... ..	1	...	1
	" 132. Trade in ready-made clothing, second-hand clothing, and other articles of dress and the toilet (hats umbrellas, canes, socks, shoes, perfumes, soap, etc.) ... ..	2	2	...
	" 170. Proprietors (other than of agricultural land), scholarship holders and pensioners ... ..	2	2	...
GROUP 72. TAILORS MILLINERS, DRESS- MAKERS, DARNERS, EMBROIDERERS :	" 171. Receivers of remittances from abroad ... ..	1	1	...
	Group 6. Orange growers ... ..	4	2	2
	" 7. Fruit, flower, vegetable, vine, etc., growers and pickers. Floriculturists and nurserymen ... ..	4	2	2
	" 10. Cattle and buffalo breeders and keepers ... ..	5	...	5
	" 15. Breeders of birds, bees, silk worms, and poultry farmers, rearers and sellers of leeches ... ..	1	...	1
	" 41. Sawyers, carpenters, turners, and joiners, etc. ... ..	2	2	...
	" 46. Makers of sieves and other workers in iron and makers of implements and tools principally or exclusively of iron ... ..	1	1	...
	" 76. Barbers, hairdressers, wigmakers ... ..	1	1	...
	" 82. Stone and marble workers and crushers, masons and bricklayers ... ..	1	1	...
	" 83. Others (thatchers, building contractors, house painters, tilers, plumbers, locksmiths, etc.) ... ..	1	1	...
	" 112. Brokers, commission agents, commercial travellers, warehouse owners and employees ... ..	2	2	...
	" 122. Grocers and sellers of vegetable oil, salt and other condiments ... ..	2	2	1
	" 123. Sellers of dairy produce, eggs, poultry ... ..	2	2	...
	" 126. Sellers of vegetable and fruit ... ..	1	1	...
	" 132. Trade in ready-made clothing, second-hand clothing, and other articles of dress and the toilet (hat, umbrellas, canes, socks, shoes, perfumes, soap, etc.) ... ..	2	2	...
	" 156. Priests, ministers, sheikhs, and rabbis, etc. ... ..	1	1	...
	" 164. Professors and teachers (excluding law, medicine, music, dancing and drawing) and clerks and servants connected with education ... ..	2	...	2
	" 169. House management not domestic service ... ..	215	...	215
	" 170. Proprietors (other than of agricultural land), scholarship holders and pensioners ... ..	67	42	25
	" 171. Receivers of remittances from abroad ... ..	26	2	24
	" 172. Cooks, water carriers, doorkeepers, watchmen and other indoor servants ... ..	3	1	2
	" 175. Cashiers, accountants, bookkeepers, clerks and other employees in unspecified offices, warehouses and shops ... ..	1	...	1
" 177. Labourers and workmen otherwise unspecified ... ..	4	4	...	
" 180. Persons supported by charity ... ..	15	1	14	
GROUP 73. SHOE, BOOT AND SANDAL MAKERS :	Group 3. Agents, managers of estates, clerks, rent collectors, etc. ... ..	1	1	...
	" 6. Orange growers ... ..	4	4	...
	" 7. Fruit, flower, vegetable, vine, etc., growers and pickers. Floriculturists and nurserymen ... ..	26	25	1
	" 10. Cattle and buffalo breeders and keepers ... ..	3	2	1
	" 11. Sheep, goat and pig breeders ... ..	3	3	...
	" 41. Sawyers, carpenters, turners, and joiners, etc. ... ..	1	1	...
	" 46. Makers of sieves and other workers in iron and makers of implements and tools principally or exclusively of iron ... ..	1	1	...
	" 64. Butchers ... ..	1	1	...
	" 72. Tailors, milliners, dressmakers, darners, embroiderers ... ..	1	...	1
	" 73. Shoe, boot and sandal makers ... ..	1	1	...
	" 76. Barbers, hairdressers, wigmakers ... ..	2	2	...
	" 82. Stone and marble workers and crushers, masons and bricklayers ... ..	3	3	...
	" 83. Others (thatchers, building contractors, house painters, tilers, plumbers, locksmiths, etc.) ... ..	2	2	...
	" 105. Cart, car and tractor owners, and drivers, stable boys, managers and employees (excluding private servants) ... ..	2	2	...
	" 112. Brokers, commission agents, commercial travellers, warehouse owners and employees ... ..	1	1	...
	" 122. Grocers and sellers of vegetable oil, salt and other condiments ... ..	2	2	...
" 123. Sellers of dairy produce, eggs, poultry ... ..	1	1	...	
" 123. Trade in ready-made clothing, second-hand clothing, and other articles of dress and the toilet (hats, umbrellas, canes, socks, shoes, perfumes, soap, etc.) ... ..	25	25	...	
" 159. Burial ground service, pilgrim conductors, circumcisers, ritual slaughterers, beadles ... ..	3	3	...	
" 169. House management not domestic service ... ..	3	1	2	

TABLE XX.

The main subsidiary occupations of earners who returned a non-agricultural occupation as their principal occupation.

By main subsidiary occupation is meant an occupation which was returned as subsidiary by at least 50 principal earners

PRINCIPAL OCCUPATION	MAIN SUBSIDIARY OCCUPATION	ACTUAL NUMBER OF EARNERS WHO RETURNED A SUBSIDIARY OCCUPATION			
		Persons	Males	Females	
GROUP 75. WASHING, CLEANING, DYEING :	Group 170. Proprietors (other than of agricultural land), scholarship holders and pensioners ... ..	54	54	...	
	" 171. Receivers of remittances from abroad ... ..	2	2	...	
	" 172. Cooks, water carriers, doorkeepers, watchmen and other indoor servants .	2	2	...	
	" 177. Labourers and workmen otherwise unspecified ... ..	4	4	...	
	" 180. Persons supported by charity ... ..	6	6	...	
	Group 83. Others (thatchers, building contractors, house painters, tilers, plumbers, locksmiths, etc.) ... ..	1	...	1	
	" 122. Grocers and sellers of vegetable oil, salt and other condiments ... ..	1	...	1	
	" 126. Sellers of vegetables and fruit ... ..	1	...	1	
	" 169. House management not domestic service ... ..	93	...	93	
	" 170. Proprietors (other than of agricultural land), scholarship holders and pensioners ... ..	8	2	6	
GROUP 76. BARBERS, HAIRDRESSERS, WIGMAKERS :	" 171. Receivers of remittances from abroad ... ..	9	...	9	
	" 172. Cooks, water carriers, doorkeepers, watchmen and other indoor servants .	16	1	15	
	" 177. Labourers and workmen otherwise unspecified ... ..	1	...	1	
	" 180. Persons supported by charity ... ..	23	...	23	
	Group 6. Orange growers ... ..	1	1	...	
	" 7. Fruit, flower, vegetable, vine, etc., growers and pickers. Floriculturists and nurserymen ... ..	23	23	...	
	" 17. Fishing ... ..	1	1	...	
	" 41. Sawyers, carpenters, turners, and joiners, etc. ... ..	2	2	...	
	" 64. Butchers ... ..	1	1	...	
	" 82. Stone and mable workers and crushers, masons and bricklayers ... ..	1	1	...	
GROUP 77. OTHER INDUSTRIES CONNec- TED WITH THE TOILET (TATTOOERS, SHAMPOOERS, BATHING ESTABLISHMENTS, ETC.):	" 105. Cart, car and tractor owners and drivers, stable boys, managers and employees (excluding private servants) ... ..	1	1	...	
	" 122. Grocers and sellers of vegetable oil, salt and other condiments ... ..	1	1	...	
	" 126. Sellers of vegetables and fruit ... ..	1	1	...	
	" 132. Trade in ready-made clothing, second-hand clothing, and other articles of dress and the toilet (hats, umbrellas, canes, socks, shoes, perfumes, soap, etc.) ... ..	1	1	...	
	" 156. Priests, ministers, sheikhs, and rabbis, etc. ... ..	1	1	...	
	" 169. House management not domestic service ... ..	2	...	2	
	" 170. Proprietors (other than of agricultural land), scholarship holders and pensioners ... ..	19	19	...	
	" 172. Cooks, water carriers, doorkeepers, watchmen and other indoor servants .	1	1	...	
	" 180. Persons supported by charity ... ..	2	2	...	
	Group 7. Fruit flower, vegetable, vine, etc., growers and pickers. Floriculturists and nurserymen ... ..	2	1	1	
GROUP 78. CABINET MAKERS, CARRIAGE AND CAR PAINTERS, ETC. :	" 169. House management not domestic service ... ..	2	...	2	
	" 170. Proprietors (other than of agricultural land), scholarship holders and pensioners ... ..	2	2	...	
	" 171. Receivers of remittances from abroad ... ..	1	1	...	
	" 180. Persons supported by charity ... ..	1	...	1	
	Group 41. Sawyers, carpenters, turners, and joiners, etc. ... ..	1	1	...	
	" 82. Stone and marble workers and crushers, masons and bricklayers ... ..	1	1	...	
	GROUP 79. UPHOLSTERRERS, TENTMAKERS ETC. :	Group 15. Breeders of birds, bees, silk worms, and poultry farmers, rearers and sellers of leeches ... ..	1	1	...
		" 41. Sawyers, carpenters, turners, and joiners, etc. ... ..	3	3	...
		" 46. Makers of sieves and other workers in iron and makers of implements and tools principally or exclusively of iron ... ..	1	1	...
		" 64. Butchers ... ..	1	1	...
" 83. Others (thatchers, building contractors, house painters, tilers, plumbers, locksmiths, etc.) ... ..		1	1	...	
" 122. Grocers and sellers of vegetable oil, salt and other condiments. ... ..		1	1	...	
" 169. House management not domestic service ... ..		6	...	6	
" 170. Proprietors (other than of agricultural land), scholarship holders and pensioners ... ..		7	6	1	
" 176. Mechanics otherwise unspecified ... ..		1	1	...	
Group 7. Fruit, flower, vegetable, vine, etc., growers and pickers. Floriculturists and nurserymen ... ..		3	3	...	
GROUP 80. CEMENT WORKERS, AND LIME BURNERS :	" 83. Others (thatchers, building contractors, house painters, tilers, plumbers, locksmiths, etc.) ... ..	2	2	...	
	" 170. Proprietors (other than of agricultural land), scholarship holders and pensioners ... ..	1	1	...	
	" 177. Labourers and workmen otherwise unspecified ... ..	13	13	...	
	Group 6. Orange growers ... ..	1	1	...	
	GROUP 81. EXCAVATORS, WELL SINKERS :	" 7. Fruit, flower, vegetable, vine, etc., growers and pickers. Floriculturists and nurserymen. ... ..	4	4	...
		" 170. Proprietors (other than of agricultural land), scholarship holders and pensioners ... ..	1	1	...
		" 171. Receiv. rs of remittances from abroad ... ..	1	1	...

TABLE XX.

The main subsidiary occupations of earners who returned a non-agricultural occupation as their principal occupation.

By main subsidiary occupation is meant an occupation which was returned as subsidiary by at least 50 principal earners.

PRINCIPAL OCCUPATION	MAIN SUBSIDIARY OCCUPATION	ACTUAL NUMBER OF EARNERS WHO RETURNED A SUBSIDIARY OCCUPATION		
		Persons	Males	Females
GROUP 82. STONE AND MARBLE WORKERS AND CRUSHERS, MASONS AND BRICKLAYERS :	Group 6. Orange growers ... ..	11	11	...
	" 7. Fruit, flower, vegetable, vine, etc., growers and pickers. Floriculturists and nurserymen ... ..	46	45	1
	" 10. Cattle and buffalo breeders and keepers ... ..	2	2	...
	" 11. Sheep, goat and pig breeders ... ..	5	5	...
	" 14. Herdsmen, shepherds, goatherds, etc. ... ..	1	1	...
	" 15. Breeders of birds, bees, silk worms, and poultry farmers, rearers and sellers of leeches ... ..	4	4	...
	" 17. Fishing ... ..	3	3	...
	" 21. Other minerals (stone, limestone, sulphur, gypsum) and zifzif ... ..	10	10	...
	" 41. Sawyers, carpenters, turners, and joiners, etc. ... ..	3	3	...
	" 46. Makers of sieves and other workers in iron and makers of implements and tools principally or exclusively of iron ... ..	2	2	...
	" 73. Shoe, boot and sandal makers ... ..	2	2	...
	" 76. Barbers, hairdressers, wigmakers ... ..	2	2	...
	" 83. Others (thatchers, building contractors, house painters, tilers, plumbers, locksmiths, etc.) ... ..	33	33	...
	" 105. Cart, car and tractor owners and drivers, stable boys, managers and employees (excluding private servants) ... ..	2	2	...
	" 122. Grocers and sellers of vegetable oil, salt and other condiments ... ..	5	5	...
	" 123. Sellers of dairy produce, eggs, poultry ... ..	4	4	...
	" 126. Sellers of vegetables and fruit ... ..	2	2	...
GROUP 83. OTHERS (THATCHERS, BUILDING CONTRACTORS, HOUSE PAINTERS, TILERS, PLUMBERS, LOCKSMITHS, ETC.):	" 132. Trade in ready-made clothing, second-hand clothing, and other articles of dress and the toilet (hats, umbrellas, canes, socks, shoes, perfumes, soap, etc.) ... ..	1	1	...
	" 159. Burial ground service, pilgrim conductors, circumcisers, ritual slaughterers, beadles ... ..	1	1	...
	" 164. Professors and teachers (excluding law, medicine, music, dancing and drawing) and clerks and servants connected with education ... ..	2	2	...
	" 169. House management not domestic service ... ..	10	2	8
	" 170. Proprietors (other than of agricultural land), scholarship holders and pensioners ... ..	78	78	...
	" 171. Receivers of remittances from abroad ... ..	11	11	...
	" 172. Cooks, water carriers, doorkeepers, watchmen and other indoor servants ... ..	1	1	...
	" 175. Cashiers, accountants, bookkeepers, clerks and other employees in unspecified offices, warehouses and shops ... ..	3	3	...
	" 176. Mechanics otherwise unspecified ... ..	2	2	...
	" 177. Labourers and workmen otherwise unspecified ... ..	6	6	...
	Group 6. Orange growers ... ..	9	9	...
	" 7. Fruit, flower, vegetable, vine, etc., growers and pickers. Floriculturists and nurserymen ... ..	37	37	...
	" 14. Herdsmen shepherds, goatherds, etc. ... ..	2	2	...
	" 41. Sawyers, carpenters, turners, and joiners, etc. ... ..	6	6	...
	" 46. Makers of sieves and other workers in iron and makers of implements and tools principally or exclusively of iron ... ..	3	3	...
	" 64. Butchers ... ..	1	1	...
	" 73. Shoe, boot and sandal makers ... ..	4	4	...
" 82. Stone and marble workers and crushers, masons and bricklayers. ... ..	27	27	...	
" 105. Cart, car and tractor owners and drivers, stable boys, managers and employees (excluding private servants) ... ..	1	1	...	
" 122. Grocers and sellers of vegetable oil, salt and other condiments ... ..	1	1	...	
" 123. Sellers of dairy produce, eggs, poultry ... ..	9	9	...	
" 126. Sellers of vegetables and fruit ... ..	2	2	...	
" 159. Burial ground service, pilgrim conductors, circumcisers, ritual slaughterers, beadles ... ..	2	2	...	
" 164. Professors and teachers (excluding law, medicine, music, dancing, and drawing) and clerks and servants connected with education ... ..	3	3	...	
" 167. Others (authors, photographers, astronomers, meteorologists, botanists, archaeologists, artists, sculptors, etc.) ... ..	2	2	...	
" 169. House management not domestic service ... ..	10	1	9	
" 170. Proprietors (other than of agricultural land), scholarship holders and pensioners ... ..	57	57	...	
" 171. Receivers of remittances from abroad ... ..	4	4	...	
" 172. Cooks, water carriers, doorkeepers, watchmen, and other indoor servants ... ..	3	3	...	
" 175. Cashiers, accountants, bookkeepers, clerks and other employees in unspecified offices, warehouses and shops ... ..	4	4	...	
" 176. Mechanics otherwise unspecified ... ..	3	3	...	
" 177. Labourers and workmen otherwise unspecified ... ..	4	4	...	
" 180. Persons supported by charity ... ..	1	1	...	
GROUP 85. CART, CARRIAGE MAKERS AND WHEELWRIGHTS, BICYCLE REPAIRER :	Group 170. Proprietors (other than of agricultural land), scholarship holders and pensioners ... ..	1	1	...
GROUP 86. SADDLERS, HARNESS MAKERS, WHIP AND LASH MAKERS :	Group 7. Fruit, flower, vegetable, vine, etc., growers and pickers. Floriculturists and nurserymen ... ..	4	4	...
	" 72. Tailors, milliners, dressmakers, darners, embroiderers ... ..	1	...	1
	" 83. Others (thatchers, building contractors, house painters, tilers, plumbers, locksmiths, etc.) ... ..	1	1	...

TABLE XX.

The main subsidiary occupations of earners who returned a non-agricultural occupation as their principal occupation.

By main subsidiary occupation is meant an occupation which was returned as subsidiary by at least 50 principal earners

PRINCIPAL OCCUPATION	MAIN SUBSIDIARY OCCUPATION	ACTUAL NUMBER OF EARNERS WHO RETURNED A SUBSIDIARY OCCUPATION		
		Persons	Males	Females
GROUP 88. ELECTRIC POWER, AND ICE FACTORIES :	Group 122. Grocers and sellers of vegetable oil, salt and other condiments ... ..	1	1	...
	" 169. House management not domestic service ... ..	2	1	1
	" 170. Proprietors (other than of agricultural land), scholarship holders and pensioners ... ..	5	5	...
	" 171. Receivers of remittances from abroad ... ..	1	1	...
	" 180. Persons supported by charity ... ..	1	1	...
	Group 6. Orange growers ... ..	4	4	...
	" 7. Fruit, flower, vegetable, vine, etc., growers and pickers. Floriculturists and nurserymen ... ..	1	1	...
GROUP 89. PRINTERS, LITHOGRAPHERS ENGRAVERS, ETC. :	" 10. Cattle and buffalo breeders and keepers ... ..	1	1	...
	" 83. Others (thatchers, building contractors, house painters, tilers, plumbers, locksmiths, etc.) ... ..	1	1	...
	" 167. Others (authors, photographers, astronomers, meteorologists, botanists, archaeologists, artists, sculptors, etc.) ... ..	1	1	...
	" 170. Proprietors (other than of agricultural land), scholarship holders and pensioners ... ..	8	7	1
	" 175. Cashiers, accountants, bookkeepers, clerks and other employees in unspecified offices, warehouses and shops ... ..	1	1	...
	" 176. Mechanics otherwise unspecified ... ..	4	4	...
	Group 3. Agents, managers of estates, clerks, rent collectors, etc. ... ..	1	1	...
GROUP 90. NEWSPAPER AND MAGAZINE MANAGERS AND EDITORS, JOURNALISTS, ETC. :	" 6. Orange growers ... ..	2	2	...
	" 159. Burial ground service, pilgrim conductors, circumcisers, ritual slaughterers, beadles ... ..	1	1	...
	" 164. Professors and teachers (excluding law, medicine, music, dancing and drawing) and clerks and servants connected with education ... ..	2	2	...
	" 167. Others (authors, photographers, astronomers, meteorologists, botanists, archaeologists, artists, sculptors, etc.) ... ..	2	2	...
	" 169. House management not domestic service ... ..	1	1	...
	" 170. Proprietors (other than of agricultural land), scholarship holders and pensioners ... ..	6	6	...
	" 171. Receivers of remittances from abroad ... ..	3	3	...
GROUP 91. BOOKBINDERS AND STITCHERS, ENVELOPE MAKERS, PAPER BAGS AND CARDBOARD BOXES MANUFACTURERS :	" 172. Cooks, water carriers, doorkeepers, watchmen and other indoor servants .	1	1	...
	" 180. Persons supported by charity ... ..	3	3	...
	Group 7. Fruit, flower, vegetable, vine, etc., growers and pickers. Floriculturists and nurserymen ... ..	1	1	...
	" 164. Professors and teachers (excluding law, medicine, music, dancing and drawing) and clerks and servants connected with education. ... ..	1	1	...
GROUP 91. BOOKBINDERS AND STITCHERS, ENVELOPE MAKERS, PAPER BAGS AND CARDBOARD BOXES MANUFACTURERS :	" 167. Others (authors, photographers, astronomers, meteorologists, botanists, archaeologists, artists, sculptors, etc.) ... ..	1	1	...
	" 170. Proprietors (other than of agricultural land), scholarship holders and pensioners ... ..	1	1	...
	Group 76. Barbers, hairdressers, wigmakers ... ..	1	1	...
	" 126. Sellers of vegetables and fruit ... ..	1	1	...
GROUP 93. MAKERS OF WATCHES AND CLOCKS AND OPTICAL, PHOTOGRAPHIC AND SURGICAL INSTRUMENTS :	" 169. House management not domestic service ... ..	6	...	6
	" 170. Proprietors (other than of agricultural land), scholarship holders and pensioners ... ..	6	6	...
	" 172. Cooks, water carriers, doorkeepers, watchmen and other indoor servants .	1	1	...
	" 180. Persons supported by charity ... ..	2	2	...
GROUP 93. MAKERS OF WATCHES AND CLOCKS AND OPTICAL, PHOTOGRAPHIC AND SURGICAL INSTRUMENTS :	Group 10. Cattle and buffalo breeders and keepers ... ..	1	...	1
	" 123. Sellers of dairy produce, eggs, poultry ... ..	1	1	...
	" 170. Proprietors (other than of agricultural land), scholarship holders and pensioners ... ..	6	6	...
	" 175. Cashiers, accountants, bookkeepers, clerks and other employees in unspecified offices, warehouses and shops ... ..	1	1	...
GROUP 94. WORKERS IN PRECIOUS STONES AND METALS, ENAMELLERS, IMITATION JEWELRY MAKERS, GILDERS, ETC. :	Group 7. Fruit, flower, vegetable, vine, etc., growers and pickers. Floriculturists and nurserymen ... ..	2	2	...
	" 11. Sheep, goat and pig breeders ... ..	1	1	...
	" 122. Grocers and sellers of vegetable oil, salt and other condiments ... ..	1	1	...
	" 156. Priests, ministers, sheikhs, and rabbis, etc. ... ..	1	1	...
	" 167. Others (authors, photographers, astronomers, meteorologists, botanists, archaeologists, artists, sculptors, etc.) ... ..	1	1	...
	" 169. House management not domestic service ... ..	1	...	1
	" 170. Proprietors (other than of agricultural land), scholarship holders and pensioners ... ..	5	5	...
	" 172. Cooks, water carriers, doorkeepers, watchmen and other indoor servants .	1	1	...
" 177. Labourers and workmen otherwise unspecified ... ..	1	1	...	

TABLE XX.

The main subsidiary occupations of earners who returned a non-agricultural occupation as their principal occupation.

By main subsidiary occupation is meant an occupation which was returned as subsidiary by at least 50 principal earners.

PRINCIPAL OCCUPATION	MAIN SUBSIDIARY OCCUPATION	ACTUAL NUMBER OF EARNERS WHO RETURNED A SUBSIDIARY OCCUPATION		
		Persons	Males	Females
GROUP 97. OTHERS, INCLUDING MANAGERS, PERSONS OTHER THAN PERFORMERS EMPLOYED IN THEATRES, CINEMAS, AND OTHER PLACES OF PUBLIC ENTERTAINMENT, EMPLOYEES OF PUBLIC SOCIETIES, RACE CLUB SERVICE, ETC.:	Group 6. Orange growers ... ..	4	4	...
	" 41. Sawyers, carpenters, turners, and joiners, etc. ... ..	1	1	...
	" 156. Priests, ministers, sheikhs, and rabbis, etc. ... ..	1	1	...
	" 164. Professors and teachers (excluding law, medicine, music, dancing and drawing) and clerks and servants connected with education ... ..	2	1	1
	" 167. Others (authors, photographers, astronomers, meteorologists, botanists, archaeologists, artists, sculptors, etc.) ... ..	1	1	...
	" 169. House management not domestic service ... ..	1	...	1
	" 170. Proprietors (other than of agricultural land), scholarship holders and pensioners ... ..	7	7	...
	" 171. Receivers of remittances from abroad ... ..	2	2	...
	" 175. Cashiers, accountants, bookkeepers, clerks, and other employees in unspecified offices, warehouses and shops ... ..	1	1	...
	GROUP 98. SWEEPERS, SCAVENGERS, DUST AND REFUSE CONTRACTORS:	Group 7. Fruit, flower, vegetable, vine, etc., growers and pickers. Floriculturists and nurserymen ... ..	4	4
" 180. Persons supported by charity ... ..		1	1	...
GROUP 99. OTHER INDUSTRIES:	Group 82. Stone and marble workers and crushers, masons and bricklayers ... ..	1	1	...
	" 122. Grocers and sellers of vegetable oil, salt and other condiments ... ..	1	1	...
	" 159. Burial ground service, pilgrim conductors, circumcisers, ritual slaughterers, beadles ... ..	1	1	...
GROUP 100. HARBOUR WORKS AND STEVEDORES:	Group 6. Orange growers ... ..	2	2	...
	" 112. Brokers, commission agents, commercial travellers, warehouse owners and employees ... ..	3	3	...
	" 170. Proprietors (other than of agricultural land), scholarship holders and pensioners ... ..	3	3	...
	" 177. Labourers and workmen otherwise unspecified ... ..	1	1	...
GROUP 101. SHIP OWNERS AND THEIR EMPLOYEES, SHIP OFFICERS, SHIP AGENTS, ETC.:	Group 6. Orange growers ... ..	1	1	...
	" 17. Fishing ... ..	4	4	...
	" 76. Barbers, hairdressers, wigmakers ... ..	1	1	...
	" 112. Brokers, commission agents, commercial travellers, warehouse owners and employees ... ..	1	1	...
	" 126. Sellers of vegetables and fruit ... ..	1	1	...
	" 170. Proprietors (other than of agricultural land), scholarship holders and pensioners ... ..	5	4	1
GROUP 103. BOAT OWNERS, BOATMEN AND TOWMEN:	Group 6. Orange growers ... ..	1	1	...
	" 7. Fruit, flower, vegetable, vine, etc., growers and pickers. Floriculturists and nurserymen ... ..	1	1	...
	" 17. Fishing ... ..	123	123	...
	" 41. Sawyers, carpenters, turners, and joiners, etc. ... ..	2	2	...
	" 46. Makers of sieves and other workers in iron and makers of implements and tools principally or exclusively of iron ... ..	1	1	...
	" 82. Stone and marble workers and crushers, masons and bricklayers ... ..	2	2	...
	" 105. Cart, car and tractor owners and drivers, stable boys, managers and employees (excluding private servants) ... ..	1	1	...
	" 170. Proprietors (other than of agricultural land), scholarship holders and pensioners ... ..	35	35	...
	" 175. Cashiers, accountants, bookkeepers, clerks and other employees in unspecified offices, warehouses and shops ... ..	1	1	...
	" 177. Labourers and workmen otherwise unspecified ... ..	1	1	...
GROUP 104. PERSONS EMPLOYED ON THE CONSTRUCTION AND MAINTENANCE OF ROADS AND BRIDGES	Group 6. Orange growers ... ..	2	1	1
	" 7. Fruit, flower, vegetable, vine, etc., growers and pickers. Floriculturists and nurserymen ... ..	29	29	...
	" 10. Cattle and buffalo breeders and keepers ... ..	1	1	...
	" 17. Fishing ... ..	1	1	...
	" 21. Other minerals (stone, limestone, sulphur, gypsum) and zifzif ... ..	1	1	...
	" 82. Stone and marble workers and crushers, masons and bricklayers ... ..	1	1	...
	" 170. Proprietors (other than of agricultural land), scholarship holders and pensioners ... ..	4	4	...
GROUP 105. CART, CAR AND TRACTOR OWNERS AND DRIVERS, STABLE BOYS, MANAGERS AND EMPLOYEES (EXCLUDING PRIVATE SERVANTS):	Group 6. Orange growers ... ..	18	18	...
	" 7. Fruit, flower, vegetable, vine, etc., growers and pickers. Floriculturists and nurserymen ... ..	11	11	...
	" 10. Cattle and buffalo breeders and keepers ... ..	1	1	...
	" 14. Herdsmen, shepherds, goatherds, etc. ... ..	1	1	...
	" 21. Other minerals (stone, limestone, sulphur, gypsum) and zifzif ... ..	1	1	...
	" 41. Sawyers, carpenters, turners, and joiners, etc. ... ..	4	4	...
	" 46. Makers of sieves and other workers in iron and makers of implements and tools principally or exclusively of iron ... ..	4	4	...
	" 73. Shoe, boot and sandal makers ... ..	3	3	...
	" 76. Barbers, hairdressers, wigmakers ... ..	2	2	...
	" 82. Stone and marble workers and crushers, masons and bricklayers ... ..	1	1	...
	" 83. Others (thatchers, building contractors, house painters, tilers, plumbers, locksmiths, etc.) ... ..	8	8	...
	" 122. Grocers and sellers of vegetable oil, salt and other condiments ... ..	2	2	...

TABLE XX.

The main subsidiary occupations of earners who returned a non-agricultural occupation as their principal occupation.

By main subsidiary occupation is meant an occupation which was returned as subsidiary by at least 50 principal earners.

PRINCIPAL OCCUPATION	MAIN SUBSIDIARY OCCUPATION	ACTUAL NUMBER OF EARNERS WHO RETURNED A SUBSIDIARY OCCUPATION			
		Persons	Males	Females	
GROUP 106. PACK CAMEL, MULE, ASS AND BULLOCK OWNERS AND DRIVERS AND ANIMAL HOSPITALS, MANAGERS AND ATTENDANTS :	Group 123. Sellers of dairy produce, eggs, poultry ... ..	2	2	...	
	" 126. Sellers of vegetables and fruit ... ..	2	2	...	
	" 128. Grain dealers ... ..	1	1	...	
	" 169. House management not domestic service ... ..	2	...	2	
	" 170. Proprietors (other than of agricultural land), scholarship holders and pensioners ... ..	44	43	1	
	" 171. Receivers of remittances from abroad ... ..	5	5	...	
	" 172. Cooks, water carriers, doorkeepers, watchmen and other indoor servants .	2	2	...	
	" 176. Mechanics otherwise unspecified ... ..	10	10	...	
	" 177. Labourers and workmen otherwise unspecified ... ..	2	2	...	
	" 180. Persons supported by charity ... ..	1	1	...	
GROUP 107. PORTERS AND MESSENGERS :	Group 7. Fruit, flower, vegetable, vine, etc., growers and pickers. Floriculturists and nurserymen ... ..	55	55	...	
	" 10. Cattle and buffalo breeders and keepers ... ..	2	2	...	
	" 11. Sheep, goat and pig breeders ... ..	5	5	...	
	" 14. Herdsmen, shepherds, goatherds, etc. ... ..	1	1	...	
	" 21. Other minerals (stone, limestone, sulphur, gypsum) and zifzif ... ..	2	2	...	
	" 64. Butchers ... ..	2	2	...	
	" 72. Tailors, milliners, dressmakers, darners, embroiderers ... ..	1	...	1	
	" 122. Grocers and sellers of vegetable oil, salt and other condiments ... ..	4	4	...	
	" 123. Sellers of dairy produce, eggs, poultry ... ..	27	27	...	
	" 126. Sellers of vegetables and fruit ... ..	4	4	...	
	" 169. House management not domestic service ... ..	3	2	1	
	" 170. Proprietors (other than of agricultural land), scholarship holders and pensioners ... ..	18	16	2	
	" 177. Labourers and workmen otherwise unspecified ... ..	2	2	...	
	GROUP 108. RAILWAY EMPLOYEES OF ALL KINDS OTHER THAN ON CONSTRUCTION :	Group 3. Agents, managers of estates, clerks, rent collectors, etc. ... ..	1	...	1
" 6. Orange growers ... ..		5	5	...	
" 7. Fruit, flower, vegetable, vine, etc., growers and pickers. Floriculturists and nurserymen ... ..		5	5	...	
" 17. Fishing ... ..		1	1	...	
" 21. Other minerals (stone, limestone, sulphur, gypsum) and zifzif ... ..		1	1	...	
" 41. Sawyers, carpenters, turners, and joiners, etc. ... ..		2	2	...	
" 46. Makers of sieves and other workers in iron and makers of implements and tools principally or exclusively of iron ... ..		1	1	...	
" 72. Tailors, milliners, dressmakers, darners, embroiderers ... ..		1	...	1	
" 73. Shoes, boot and sandal makers ... ..		1	1	...	
" 76. Barbers, hairdressers, wig makers ... ..		1	1	...	
" 82. Stone and marble workers and crushers, masons and bricklayers ... ..		8	8	...	
" 105. Cart, car and tractor owners and drivers, stable boys, managers and employees (excluding private servants) ... ..		1	1	...	
" 106. Pack camel, mules ass and bullock owners and drivers and animal hospitals, and managers, and attendants ... ..		2	2	...	
" 126. Sellers of vegetables and fruit ... ..		2	2	...	
" 128. Grain dealers ... ..	1	1	...		
GROUP 109. LABOURERS EMPLOYED ON RAILWAY CONSTRUCTION :	" 132. Trade in ready-made clothing, second-hand clothing, and other articles of dress and the toilet (hats, umbrellas, canes, socks, shoes, perfumes) ... ..	1	1	...	
	" 169. House management not domestic service ... ..	7	1	6	
	" 170. Proprietors (other than of agricultural land), scholarship holders and pensioners ... ..	29	29	...	
	" 172. Cooks, water carriers, doorkeepers, watchmen, and other indoor servants .	5	5	...	
	" 177. Labourers and workmen otherwise unspecified ... ..	5	5	...	
	GROUP 110. POST OFFICE, TELEGRAPH AND TELEPHONE SERVICES, PERSONS EMPLOYED ON TELEGRAPH AND TELEPHONE LINE CONSTRUCTION :	Group 6. Orange growers ... ..	2	2	...
		" 7. Fruit, flower, vegetable, vine, etc., growers and pickers. Floriculturists and nurserymen ... ..	2	2	...
		" 123. Sellers of dairy produce, eggs, poultry ... ..	1	1	...
		" 167. Others (authors, photographers, astronomers, meteorologists, botanists, archaeologists, artists, sculptors, etc.) ... ..	1	1	...
		" 169. House management not domestic service ... ..	1	...	1
GROUP 110. POST OFFICE, TELEGRAPH AND TELEPHONE SERVICES, PERSONS EMPLOYED ON TELEGRAPH AND TELEPHONE LINE CONSTRUCTION :	Group 7. Fruit, flower, vegetable, vine, etc., growers and pickers. Floriculturists and nurserymen ... ..	1	1	...	
	" 11. Sheep, goat and pig breeders ... ..	1	1	...	
	" 170. Proprietors (other than of agricultural land), scholarship holders and pensioners ... ..	2	2	...	
	GROUP 110. POST OFFICE, TELEGRAPH AND TELEPHONE SERVICES, PERSONS EMPLOYED ON TELEGRAPH AND TELEPHONE LINE CONSTRUCTION :	Group 6. Orange growers ... ..	1	1	...
		" 105. Cart, car and tractor owners and drivers, stable boys, managers and employees (excluding private servants) ... ..	2	2	...
" 167. Others (authors, photographers, astronomers, meteorologists, botanists, archaeologists, artists, sculptors, etc.) ... ..		1	1	...	
" 169. House management not domestic service ... ..		1	1	...	
" 170. Proprietors (other than of agricultural land), scholarship holders and pensioners ... ..		9	9	...	
" 175. Cashiers, accountants, bookkeepers, clerks and other employees in unspecified offices, warehouses and shops ... ..	1	1	...		

## TABLE XX.

The main subsidiary occupations of earners who returned a non-agricultural occupation as their principal occupation.

By main subsidiary occupation is meant an occupation which was returned as subsidiary by at least 50 principal earners.

PRINCIPAL OCCUPATION	MAIN SUBSIDIARY OCCUPATION	ACTUAL NUMBER OF EARNERS WHO RETURNED A SUBSIDIARY OCCUPATION			
		Persons	Males	Females	
GROUP 111. BANK MANAGERS, MONEY-LENDERS, EXCHANGE AND INSURANCE AGENTS, MONEY-CHANGERS AND THEIR EMPLOYEES :	Group 6. Orange growers ... ..	5	5	...	
	" 112. Brokers, commission agents, commercial travellers, warehouse owners and employees ... ..	1	1	...	
	" 123. Sellers of dairy produce, eggs, poultry ... ..	1	1	...	
	" 128. Grain dealers ... ..	1	1	...	
	" 132. Trade in ready-made clothing, second-hand clothing, and other articles of dress and the toilet (hats, umbrellas, canes, socks, shoes, perfumers, soap, etc.) ... ..	1	1	...	
	" 164. Professors and teachers (excluding law, medicine, music, dancing and drawing) and clerks and servants connected with education ... ..	1	1	...	
	" 167. Others (authors, photographers, astronomers, meteorologists, botanists, archaeologists, artists, sculptors, etc.) ... ..	1	1	...	
	" 169. House management not domestic service ... ..	3	1	2	
	" 170. Proprietors (other than of agricultural land), scholarship holders and pensioners ... ..	31	31	...	
	" 171. Receivers of remittances from abroad ... ..	3	3	...	
	" 172. Cooks, water carriers, doorkeepers, watchmen and other indoor servants ... ..	1	1	...	
	" 175. Cashiers, accountants, bookkeepers, clerks and other employees in unspecified offices, warehouses and shops ... ..	1	1	...	
	" 180. Persons supported by charity ... ..	2	2	...	
	GROUP 112. BROKERS, COMMISSION AGENTS, COMMERCIAL TRAVELLERS, WAREHOUSE OWNERS AND EMPLOYEES :	Group 3. Agents, managers of estates, clerks, rent collectors, etc. ... ..	2	2	...
		" 6. Orange growers ... ..	7	7	...
		" 7. Fruit, flower, vegetable, vine, etc., growers and pickers. Floriculturists and nurserymen. ... ..	3	3	...
		" 41. Sawyers, carpenters, turners, and joiners, etc. ... ..	2	2	...
		" 46. Makers of sieves and other workers in iron and makers of implements and tools principally or exclusively of iron ... ..	1	1	...
" 73. Shoes, boot and sandal makers... ..		1	1	...	
" 83. Others (thatchers, building contractors, house painters, tilers, plumbers, locksmiths, etc.) ... ..		1	1	...	
" 105. Cart, car and tractor owners and drivers, stable boys, managers and employees (excluding private servants) ... ..		2	2	...	
" 122. Grocers and sellers of vegetable oil, salt and other condiments ... ..		3	3	...	
" 123. Sellers of dairy produce, eggs, poultry ... ..		1	1	...	
" 128. Grain dealers ... ..		1	1	...	
" 156. Priests, minister, sheikhs, and rabbis, etc. ... ..		1	1	...	
" 159. Burial ground service, pilgrim conductors, circumcisers, ritual slaughterers, beadles ... ..		1	1	...	
" 167. Others (authors, photographers, astronomers, meteorologists, botanists, archaeologists, artists, sculptors, etc.) ... ..		1	1	...	
" 169. House management not domestic service ... ..		1	...	1	
" 170. Proprietors (other than of agricultural land), scholarship holders and pensioners ... ..		50	50	...	
" 175. Cashiers, accountants, bookkeepers, clerks and other employees in unspecified offices, warehouses and shops... ..		2	1	1	
" 180. Persons supported by charity ... ..		1	1	...	
GROUP 113. TRADE IN PIECE GOODS, WOOL, COTTON, SILK, HAIR AND OTHER TEXTILES AND FIBRES :	Group 3. Agents, managers of estates, clerks, rent collectors, etc. ... ..	3	3	...	
	" 6. Orange growers ... ..	9	9	...	
	" 7. Fruit, flower, vegetable, vine, etc., growers and pickers. Floriculturists and nurserymen ... ..	12	12	...	
	" 46. Makers of sieves and other workers in iron and makers of implements and tools principally or exclusively of iron ... ..	1	1	...	
	" 64. Butchers ... ..	1	1	...	
	" 72. Tailors, milliners, dressmakers, darners, embroiderers ... ..	1	...	1	
	" 73. Shoe, boot and sandal makers ... ..	1	1	...	
	" 82. Stone and marble workers and crushers, masons and bricklayers ... ..	2	2	...	
	" 83. Others (thatchers, building contractors, house painters, tilers, plumbers, locksmiths, etc.) ... ..	1	1	...	
	" 112. Brokers, commission agents, commercial travellers, warehouse owners and employees ... ..	4	4	...	
	" 122. Grocers and sellers of vegetable oil, salt and other condiments ... ..	10	10	...	
	" 123. Sellers of dairy produce, eggs, poultry ... ..	4	4	...	
	" 126. Sellers of vegetable and fruit ... ..	1	1	...	
	" 128. Grain dealers ... ..	1	1	...	
	" 132. Trade in ready-made clothing, second-hand clothing, and other articles of dress and the toilet (hats, umbrellas, canes, socks, shoes, perfumes, soap, etc.) ... ..	1	1	...	
	" 156. Priests, ministers, sheikhs, and rabbis, etc. ... ..	5	5	...	
	" 159. Burial ground service, pilgrim conductors, circumcisers, ritual slaughterers, beadles ... ..	1	1	...	
	" 169. House management not domestic service ... ..	6	...	6	
" 170. Proprietors (other than of agricultural land), scholarship holders and pensioners ... ..	92	92	...		
" 171. Receivers of remittances from abroad ... ..	2	2	...		
" 175. Cashiers, accountants, bookkeepers, clerks and other employees in unspecified offices, warehouses and shops ... ..	1	1	...		
" 177. Labourers and workmen otherwise unspecified ... ..	1	1	...		
" 180. Persons supported by charity ... ..	5	4	1		

TABLE XX.

The main subsidiary occupations of earners who returned a non-agricultural occupation as their principal occupation.

By main subsidiary occupation is meant an occupation which was returned as subsidiary by at least 50 principal earners.

PRINCIPAL OCCUPATION	MAIN SUBSIDIARY OCCUPATION	ACTUAL NUMBER OF EARNERS WHO RETURNED A SUBSIDIARY OCCUPATION		
		Persons	Males	Females
GROUP 114. TRADE IN SKINS, LEATHER, FURS, FEATHER, HORN, ETC. :	Group 6. Orange growers ... ..	3	3	...
	" 73. Shoes, boot and sandal makers... ..	1	1	...
	" 170. Proprietors (other than of agricultural land), scholarship holders and pensioners ... ..	7	7	...
	" 171. Receivers of remittances from abroad ... ..	1	1	...
GROUP 115. TRADE IN WOOD (NOT FIREWOOD), CORK, BARK, ETC. :	Group 6. Orange growers ... ..	1	1	...
	" 41. Sawyers, carpenters, turners, and joiners, etc. ... ..	1	1	...
	" 170. Proprietors (other than of agricultural land), scholarship holders and pensioners ... ..	5	5	...
GROUP 116. TRADE IN METALS, MACHI- NERY, CUTLERY, TOOL, ETC., SELLERS :	Group 6. Orange growers ... ..	2	2	...
	" 73. Shoes, boot and sandal makers... ..	1	1	...
	" 159. Burial ground service, pilgrim conductors, circumcisers, ritual slaughterers, beadles ... ..	1	1	...
	" 170. Proprietors (other than of agricultural land), scholarship holders and pensioners ... ..	11	11	...
GROUP 117. TRADE IN POTTERY :	Group 11. Sheep, goat and pig breeders ... ..	1	1	...
	" 170. Proprietors (other than of agricultural land), scholarship holders and pensioners ... ..	8	7	1
	" 171. Receivers of remittances from abroad ... ..	1	1	...
	" 175. Cashiers, accountants, bookkeepers, clerks and other employees in un- specified offices, warehouses and shops ... ..	1	1	...
GROUP 118. TRADE IN CHEMICAL PRODUCTS, (DRUGS, DYES, PAINTS, FUEL OIL, EXPLOSIVES, ETC., AND FERTILIZERS) :	Group 41. Sawyers, carpenters, turners, and joiners, etc. ... ..	1	1	...
	" 112. Brokers, commission agents, commercial travellers, warehouse owners and employees ... ..	1	1	...
	" 122. Grocers and sellers of vegetable oil, salt and other condiments ... ..	1	1	...
	" 128. Grain dealers ... ..	1	1	...
	" 170. Proprietors (other than of agricultural land), scholarship holders and pensioners ... ..	10	10	...
GROUP 119. VENDORS OF WINE, LIQUORS AERATED WATERS, ICE CREAM, ETC. :	Group 6. Orange growers ... ..	3	3	...
	" 7. Fruit, flower, vegetable, vine, etc., growers and pickers. Floriculturists and nurserymen ... ..	3	3	...
	" 17. Fishing ... ..	2	2	...
	" 46. Makers of sieves and other workers in iron and makers of implements and tools principally or exclusively of iron ... ..	2	2	...
	" 64. Butchers ... ..	1	1	...
	" 73. Shoes, boot and sandal makers... ..	1	1	...
	" 76. Barbers, hairdressers, wigmakers ... ..	1	1	...
	" 82. Stone and marble workers and crushers, masons and bricklayers ... ..	1	1	...
	" 128. Grain dealers ... ..	1	1	...
	" 132. Trade in ready-made clothing, second-hand clothing, and other articles of dress and the toilet (hats, umbrellas, canes, socks, shoes, perfumes, soap, etc.) ... ..	1	1	...
	" 159. Burial ground service, pilgrim conductors, circumcisers, ritual slaughterers, beadles ... ..	1	1	...
	" 164. Professors and teachers (excluding law, medicine, music, dancing and drawing) and clerks and servants connected with education ... ..	1	1	...
	" 169. House management not domestic service ... ..	2	1	1
	" 170. Proprietors (other than of agricultural land), scholarship holders and pensioners ... ..	31	27	4
GROUP 120. OWNERS AND MANAGERS OF HOTELS, COOKSHOPS, SERAIS, GARAGES AND STABLES (KHANS), ETC., AND THEIR EMPLOYEES :	" 171. Receivers of remittances from abroad ... ..	1	1	1
	" 175. Cashiers, accountants, bookkeepers, clerks and other employees in un- specified offices, warehouses and shops ... ..	1	1	...
	" 180. Persons supported by charity ... ..	1	1	...
	Group 3. Agents, managers of estates, clerks, rent collectors, etc. ... ..	1	1	...
	" 6. Orange growers ... ..	2	2	...
	" 7. Fruit, flower, vegetable, vine, etc., growers and pickers, Floriculturists and nurserymen ... ..	5	5	...
	" 41. Sawyers, carpenters, turners, and joiners, etc. ... ..	2	2	...
	" 46. Makers of sieves and other workers in iron and makers of implements and tools principally or exclusively of iron ... ..	4	4	...
	" 73. Shoe, boot and sandal makers ... ..	2	2	...
	" 82. Stone and marble workers and crushers, masons and bricklayers ... ..	2	1	1
	" 83. Others (thatchers, building contractors, house painters, tilers, plumbers, locksmiths, etc.) ... ..	3	3	...
	" 105. Cart, car and tractor owners and drivers, stable boys, managers and employees (excluding private servants) ... ..	1	1	...
	" 112. Brokers, commission agents, commercial travellers, warehouse owners and employees ... ..	1	1	...
	" 113. Trade in piece goods, wool, cotton silk, hair and other textiles and fibres ... ..	1	1	...
" 122. Grocers and sellers of vegetable oil, salt and other condiments ... ..	1	1	...	
" 126. Sellers of vegetables and fruit ... ..	2	2	...	
" 128. Grain dealers ... ..	2	2	...	

## TABLE XX.

The main subsidiary occupations of earners who returned a non-agricultural occupation as their principal occupation.

By main subsidiary occupation is meant an occupation which was returned as subsidiary by at least 50 principal earners.

PRINCIPAL OCCUPATION	MAIN SUBSIDIARY OCCUPATION	ACTUAL NUMBER OF EARNERS WHO RETURNED A SUBSIDIARY OCCUPATION		
		Persons	Males	Females
GROUP 121. FISH DEALERS :	Group 132. Trade in ready-made clothing, second-hand clothing, and other articles of dress and the toilet (hats, umbrellas, canes, socks, shoes, perfumes, soap, etc.) ... ..	1	1	...
	" 156. Priests, ministers, sheikhs, and rabbis, etc. ... ..	1	1	...
	" 167. Others (authors, photographers, astronomers, meteorologists, botanists, archaeologists, artists, sculptors, etc.) ... ..	2	1	1
	" 169. House management not domestic service ... ..	12	...	12
	" 170. Proprietors (other than of agricultural land), scholarship holders and pensioners ... ..	44	40	4
	" 171. Cashiers, accountants, bookkeepers, clerks, and other employees in unspecified offices, warehouses and shops ... ..	4	3	1
	" 175. Receivers of remittances from abroad ... ..	2	...	2
	" 176. Mechanics otherwise unspecified ... ..	2	2	...
	" 177. Labourers and workmen otherwise unspecified ... ..	1	1	...
	" 180. Persons supported by charity ... ..	3	3	...
	Group 6. Orange growers ... ..	1	1	...
	" 82. Stone and marble workers and crushers, masons and bricklayers ... ..	1	1	...
	" 123. Sellers of dairy produce, eggs, poultry ... ..	1	...	1
	" 126. Sellers of vegetables and fruit ... ..	2	2	...
	" 170. Proprietors (other than of agricultural land), scholarship holders and pensioners ... ..	6	6	...
" 177. Labourers and workmen otherwise unspecified ... ..	1	1	...	
GROUP 122. GROCCERS AND SELLERS OF VEGETABLE OIL, SALT AND OTHER CONDIMENTS :	Group 6. Orange growers ... ..	20	18	2
	" 7. Fruit, flower, vegetable, vine, etc., growers and pickers. Floriculturists and nurserymen ... ..	62	61	1
	" 10. Cattle and buffalo breeders and keepers ... ..	2	2	...
	" 11. Sheep, goat and pig breeders ... ..	12	12	...
	" 15. Breeders of birds, bees, silk worms, and poultry farmers, rearers and sellers of leeches ... ..	2	...	2
	" 21. Other minerals (stone, limestone, sulphur, gypsum) and zifzif ... ..	4	4	...
	" 41. Sawyers, carpenters, turners, and joiners, etc. ... ..	3	3	...
	" 46. Makers of sieves and other workers in iron and makers of implements and tools principally or exclusively of iron ... ..	2	2	...
	" 64. Butchers ... ..	10	10	...
	" 73. Shoe, boot and sandal makers ... ..	4	4	...
	" 76. Barbers, hairdressers, wigmakers ... ..	9	9	...
	" 82. Stone and marble workers and crushers, masons and bricklayers ... ..	3	3	...
	" 83. Others (thatchers, building contractors, house painters, tilers, plumbers, locksmiths, etc.) ... ..	4	4	...
	" 105. Cart, car and tractor owners and drivers, stable boys, managers and employees (excluding private servants) ... ..	3	3	...
	" 106. Pack, camel mule, ass and bullock owners and drivers and animal hospitals, managers and attendants ... ..	7	7	...
	" 112. Brokers, commission agents, commercial travellers, warehouse owners and employees ... ..	7	7	...
	" 123. Sellers of dairy produce, eggs, poultry ... ..	7	6	1
	" 126. Sellers of vegetables and fruit ... ..	16	15	1
	" 128. Grain dealers ... ..	6	6	...
	" 132. Trade in ready-made clothing, second-hand clothing, and other articles of dress and the toilet (hats, umbrellas, canes, socks, shoes, perfumes, soap, etc.) ... ..	1	1	...
	" 156. Priests, ministers, sheikhs, and rabbis, etc. ... ..	5	5	...
	" 159. Burial ground service, pilgrim conductors, circumcisers, ritual slaughterers, beadles ... ..	1	1	...
	" 169. House management not domestic service ... ..	33	2	31
	" 170. Proprietors (other than of agricultural land), scholarship holders and pensioners ... ..	233	227	6
	" 171. Receivers of remittances from abroad ... ..	12	11	1
	" 175. Cashiers, accountants, bookkeepers, clerks and other employees in unspecified offices, warehouses and shops ... ..	1	1	...
	" 177. Labourers and workmen otherwise unspecified ... ..	2	2	...
" 180. Persons supported by charity ... ..	3	1	2	
GROUP 123. SELLERS OF DAIRY PRODUCE, EGGS, POULTRY :	Group 6. Orange growers ... ..	5	4	1
	" 7. Fruit, flower, vegetable, vine, etc., growers and pickers. Floriculturists and nurserymen ... ..	11	8	3
	" 10. Cattle and buffalo breeders and keepers ... ..	1	1	...
	" 11. Sheep, goat and pig breeders ... ..	8	7	1
	" 14. Herdsmen, shepherd, goatherds, etc. ... ..	1	1	...
	" 15. Breeders of birds, bees, silk worms, and poultry farmers, rearers and sellers of leeches ... ..	3	3	...
	" 41. Sawyers, carpenters, turners, and joiners, etc. ... ..	3	3	...
	" 64. Butchers ... ..	1	1	...
	" 73. Shoe, boot and sandal makers ... ..	1	1	...
	" 75. Washing, cleaning, dyeing ... ..	1	...	1
	" 83. Others (thatchers, building contractors, house painters, tilers, plumbers, locksmiths, etc.) ... ..	1	1	...
	" 105. Cart, car and tractor owners and drivers, stable boys, managers and employees (excluding private servants) ... ..	2	2	...

TABLE XX.

The main subsidiary occupations of earners who returned a non-agricultural occupation as their principal occupation.

By main subsidiary occupation is meant an occupation which was returned as subsidiary by at least 50 principal earners

PRINCIPAL OCCUPATION	MAIN SUBSIDIARY OCCUPATION	ACTUAL NUMBER OF EARNERS WHO RETURNED A SUBSIDIARY OCCUPATION		
		Persons	Males	Females
GROUP 124. SELLERS OF MEAT :	Group 106. Pack camel, mule, ass and bullock owners and drivers and animal hospitals, managers and attendants ... ..	17	17	...
	" 112. Brokers, commission agents, commercial travellers, warehouse owners and employees ... ..	1	1	...
	" 122. Grocers and sellers of vegetable oil, salt and other condiments ... ..	1	1	...
	" 123. Sellers of dairy produce, eggs, poultry ... ..	1	...	1
	" 126. Sellers of vegetables and fruit ... ..	3	3	...
	" 169. House management not domestic service ... ..	48	...	48
	" 170. Proprietors (other than of agricultural land), scholarship holders and pensioners ... ..	32	29	3
	" 171. Receivers of remittances from abroad ... ..	1	1	...
	" 172. Cooks, water carriers, doorkeepers, watchmen and other indoor servants ... ..	3	3	...
	" 177. Labourers and workmen otherwise unspecified ... ..	3	3	...
	" 180. Persons supported by charity ... ..	5	4	1
	Group 6. Orange growers ... ..	1	1	...
	" 64. Butchers ... ..	2	2	...
	" 167. Others (authors, photographers, astronomers, meteorologists, botanists, archaeologists, artists, sculptors, etc.) ... ..	1	1	...
" 170. Proprietors (other than of agricultural land), scholarship holders and pensioners ... ..	6	6	...	
GROUP 125. SELLERS OF BREAD, CAKES AND SWEETMEATS, ETC. :	Group 6. Orange growers ... ..	2	2	...
	" 7. Fruit, flower, vegetable, vine, etc., growers and pickers. Floriculturists and nurserymen ... ..	1	1	...
	" 41. Sawyers, carpenters, turners, and joiners, etc. ... ..	1	1	...
	" 83. Others (thatchers, building contractors, house painters, tilers, plumbers, locksmiths, etc.) ... ..	1	1	...
	" 128. Grain dealers ... ..	1	1	...
	" 169. House management not domestic service ... ..	5	1	4
	" 170. Proprietors (other than of agricultural land), scholarship holders and pensioners ... ..	7	7	...
	" 177. Labourers and workmen otherwise unspecified ... ..	2	2	...
	" 180. Persons supported by charity ... ..	1	...	1
	GROUP 126. SELLERS OF VEGETABLES AND FRUIT :	Group 6. Orange growers ... ..	10	10
" 7. Fruit, flower, vegetable, vine, etc., growers and pickers. Floriculturists and nurserymen ... ..		45	33	12
" 11. Sheep, goat and pig breeders ... ..		2	2	...
" 15. Breeders of birds, bees, silk worms, and poultry farmers, rearers and sellers of leeches ... ..		1	1	...
" 41. Sawyers, carpenters, turners, and joiners, etc. ... ..		1	1	...
" 64. Butchers ... ..		1	1	...
" 73. Shoe, boot and sandal makers ... ..		1	1	...
" 105. Cart, car and tractor owners and drivers, stable boys, managers and employees (excluding private servants) ... ..		1	1	...
" 106. Pack camel, mule, ass and bullock owners and drivers and animal hospitals, managers and attendants ... ..		1	1	...
" 112. Brokers, commission agents, commercial travellers, warehouse owners and employees ... ..		3	3	...
" 122. Grocers and sellers of vegetable oil, salt and other condiments ... ..		5	5	...
" 123. Sellers of dairy produce, eggs, poultry ... ..		3	3	...
" 128. Grain dealers ... ..		2	2	...
" 159. Burial ground service, pilgrim conductors, circumcisers, ritual slaughterers, beadles ... ..		2	2	...
" 169. House management not domestic service ... ..		51	2	49
" 170. Proprietors (other than of agricultural land), scholarship holders and pensioners ... ..		48	45	3
" 171. Receivers of remittances from abroad ... ..		1	1	...
" 172. Cooks, water carriers, doorkeepers, watchmen and other indoor servants ... ..		2	2	...
" 175. Cashiers, accountants, bookkeepers, clerks and other employees in unspecified offices, warehouses and shops ... ..		1	1	...
" 177. Labourers and workmen otherwise unspecified ... ..		2	2	...
" 180. Persons supported by charity ... ..	2	2	...	
GROUP 127. SELLERS OF CITRUS FRUIT :	Group 6. Orange growers ... ..	5	5	...
	" 46. Makers of sieves and other workers in iron and makers of implements and tools principally or exclusively of iron ... ..	1	1	...
	" 128. Grain dealers ... ..	1	1	...
	" 170. Proprietors (other than of agricultural land), scholarship holders and pensioners ... ..	15	15	...
GROUP 128. GRAIN DEALERS :	Group 3. Agents, managers of estates, clerks, rent collectors, etc. ... ..	1	1	...
	" 6. Orange growers ... ..	8	8	...
	" 7. Fruit, flower, vegetable, vine, etc., growers and pickers. Floriculturists and nurserymen ... ..	15	15	...
	" 10. Cattle and buffalo breeders and keepers ... ..	1	1	...
	" 21. Other minerals (stone, limestone, sulphur, gypsum) and zifzif ... ..	1	1	...
	" 75. Washing, cleaning, dyeing ... ..	2	...	2
" 105. Cart, car and tractor owners and drivers, stable boys, managers and employees (excluding private servants) ... ..	1	1	...	

## TABLE XX.

The main subsidiary occupations of earners who returned a non-agricultural occupation as their principal occupation.

By main subsidiary occupation is meant an occupation which was returned as subsidiary by at least 50 principal earners.

PRINCIPAL OCCUPATION	MAIN SUBSIDIARY OCCUPATION	ACTUAL NUMBER OF EARNERS WHO RETURNED A SUBSIDIARY OCCUPATION		
		Persons	Males	Females
GROUP 129. TOBACCO, CIGARETTES AND SNUFF SELLERS :	Group 112. Brokers, commission agents, commercial travellers, warehouse owners and employees ... ..	1	1	...
	" 122. Grocers and sellers of vegetable oil, salt and other condiments ... ..	5	5	...
	" 126. Sellers of vegetables and fruit ... ..	5	5	...
	" 132. Trade in ready-made clothing, second-hand clothing, and other articles of dress and the toilet (hats, umbrellas, canes, socks, shoes, perfumes, soap, etc.) ... ..	2	2	...
	" 169. House management not domestic service ... ..	4	1	3
	" 170. Proprietors (other than of agricultural land), scholarship holders and pensioners ... ..	67	66	1
	" 171. Receivers of remittances from abroad ... ..	1	1	...
	" 172. Cooks, water carriers, doorkeepers, watchmen and other indoor servants ... ..	1	1	...
	" 177. Labourers and workmen otherwise unspecified ... ..	1	1	...
	" 180. Persons supported by charity ... ..	1	1	...
GROUP 130. DEALERS IN SHEEP, GOATS AND PIGS :	Group 76. Barbers, hairdressers, wigmakers ... ..	1	1	...
	" 132. Trade in ready-made clothing, second-hand clothing, and other articles of dress and the toilet (hats, umbrellas, canes, socks, shoes, perfumes, soap, etc.) ... ..	2	2	...
	" 170. Proprietors (other than of agricultural land), scholarship holders and pensioners ... ..	4	4	...
GROUP 131. DEALERS IN HAY, GRASS AND FODDER :	Group 7. Fruit, flower, vegetable, vine, etc., growers and pickers. Floriculturists and nurserymen ... ..	15	15	...
	" 10. Cattle and buffalo breeders and keepers ... ..	1	1	...
	" 64. Butchers ... ..	2	2	...
	" 112. Brokers, commission agents, commercial travellers, warehouse owners and employees ... ..	7	7	...
	" 128. Grain dealers ... ..	2	2	...
	" 170. Proprietors (other than of agricultural land), scholarship holders and pensioners ... ..	5	4	1
GROUP 132. TRADE IN READY-MADE CLOTHING, SECOND-HAND CLOTHING, AND OTHER ARTICLES OF DRESS AND THE TOILET (HATS, UMBRELLAS, CANES, SOCKS, SHOES, PERFUMES, SOAP, ETC.):	Group 170. Proprietors (other than of agricultural land), scholarship holders and pensioners ... ..	2	2	...
	Group 6. Orange growers ... ..	2	2	...
	" 7. Fruit, flower, vegetable, vine, etc., growers and pickers. Floriculturists and nurserymen ... ..	7	7	...
	" 10. Cattle and buffalo breeders and keepers ... ..	1	1	...
	" 11. Sheep, goat and pig breeders ... ..	3	3	...
	" 73. Shoe, boot and sandal makers ... ..	4	4	...
	" 76. Barbers, hairdressers, wigmakers ... ..	1	1	...
	" 82. Stone and marble workers and crushers, masons and bricklayers ... ..	2	2	...
	" 83. Others (thatchers, building contractors, house painters, tilers, plumbers, locksmiths, etc.) ... ..	1	1	...
	" 105. Cart, car and tractor owners and drivers, stable boys, managers and employees (excluding private servants) ... ..	1	1	...
	" 112. Brokers, commission agents, commercial travellers, warehouse owners and employees ... ..	1	1	...
	" 122. Grocers and sellers of vegetable oil, salt and other condiments ... ..	1	1	...
	" 126. Sellers of vegetables and fruit ... ..	1	1	...
	" 159. Burial ground service, pilgrim conductors, circumcisers, ritual slaughterers, beadles ... ..	1	1	...
	" 169. House management not domestic service ... ..	1	...	1
	" 170. Proprietors (other than of agricultural land), scholarship holders and pensioners ... ..	34	34	...
	" 171. Receivers of remittances from abroad ... ..	1	...	1
	" 172. Cooks, water carriers, doorkeepers, watchmen and other indoor servants ... ..	1	1	...
	" 180. Persons supported by charity ... ..	1	1	...
	GROUP 133. TRADE IN FURNITURE, CARPETS, CURTAINS AND BEDDING :	Group 83. Others (thatchers, building contractors, house painters, tilers, plumbers, locksmiths, etc.) ... ..	1	1
" 112. Brokers, commission agents, commercial travellers, warehouse owners, and employees ... ..		1	1	...
" 169. House management not domestic service ... ..		4	1	3
" 170. Proprietors (other than of agricultural land), scholarship holders and pensioners ... ..		6	6	...
" 172. Cooks, water carriers, doorkeepers, watchmen and other indoor servants... ..		1	1	...
GROUP 134. HARDWARE, COOKING UTENSILS, PORCELAIN CROCKERY, GLASS-WARE, BOTTLES, ETC. :	Group 170. Proprietors (other than of agricultural land), scholarship holders and pensioners ... ..	4	4	...
	Group 170. Proprietors (other than of agricultural land), scholarship holders and pensioners ... ..	4	4	...
GROUP 135. TRADE IN BUILDING MATERIALS (STONES, BRICKS, PLASTER, CEMENT, SAND, TILES, THATCH, ETC.):	Group 6. Orange growers ... ..	2	2	...
	" 123. Sellers of dairy produce, eggs, poultry ... ..	1	1	...
	" 170. Proprietors (other than of agricultural land), scholarship holders and pensioners ... ..	23	27	1

TABLE XX.

The main subsidiary occupations of earners who returned a non-agricultural occupation as their principal occupation.

By main subsidiary occupation is meant an occupation which was returned as subsidiary by at least 50 principal earners

PRINCIPAL OCCUPATION	MAIN SUBSIDIARY OCCUPATION	ACTUAL NUMBER OF EARNERS WHO RETURNED A SUBSIDIARY OCCUPATION		
		Persons	Males	Females
GROUP 136. DEALERS IN MOTORCARS, HORSES, MULES, CAMELS, ASSES, ETC., SELLERS (NOT MAKERS) OF CARRIAGES, SADDLERY, ETC. :	Group 6. Orange growers ... ..	1	1	...
	" 7. Fruit, flower, vegetable, vine, etc., growers and pickers. Floriculturists and nurserymen ... ..	2	2	...
	" 64. Butchers ... ..	2	2	...
	" 105. Cart, car and tractor owners and drivers, stable boys, managers and employees (excluding private servants) ... ..	1	1	...
	" 112. Brokers, commission agents, commercial travellers, warehouse owners and employees ... ..	1	1	...
	" 126. Sellers of vegetable and fruit ... ..	1	1	...
	" 159. Burial ground service, pilgrim conductors, circumcisers, ritual slaughterers, beadles ... ..	1	1	...
	" 169. House management not domestic service ... ..	1	...	1
	" 170. Proprietors (other than of agricultural land), scholarship holders and pensioners ... ..	6	6	...
	GROUP 137. DEALERS IN FIREWOOD, CHARCOAL, COAL, DUNG, ETC., FOR FUEL :	Group 7. Fruit, flower, vegetable, vine, etc., growers and pickers. Floriculturists and nurserymen ... ..	1	1
" 105. Cart, car and tractor owners and drivers, stable boys, managers and employees (excluding private servants) ... ..		1	1	...
" 122. Grocers and sellers of vegetable oil, salt and other condiments ... ..		1	1	...
" 126. Sellers of vegetables and fruit ... ..		1	1	...
" 128. Grain dealers ... ..		1	1	...
" 169. House management not domestic service ... ..		1	...	1
" 170. Proprietors (other than of agricultural land), scholarship holders and pensioners ... ..		11	11	...
" 172. Cooks, water carriers, doorkeepers, watchmen and other indoor servants ... ..		1	1	...
GROUP 138. DEALERS IN PRECIOUS STONES, JEWELRY (REAL AND IMITATION), CLOCKS, OPTICAL INSTRUMENTS, ETC. :	Group 73. Shoe, boot and sandal makers ... ..	1	1	...
	" 83. Others (thatchers, building contractors, house painters, tilers, plumbers, locksmiths, etc.) ... ..	1	1	...
	" 170. Proprietors (other than of agricultural land), scholarship holders and pensioners ... ..	2	2	...
GROUP 139. DEALERS IN BANGLES, BEAD NECKLACES, FANS, SMALL ARTICLES, TOYS, HUNTING AND FISHING TACKLE, FLOWERS, ETC. :	Group 169. House management not domestic service ... ..	2	...	2
	" 170. Proprietors (other than of agricultural land), scholarship holders and pensioners ... ..	4	4	...
	" 172. Cooks, water carriers, doorkeepers, watchmen and other indoor servants ... ..	1	...	1
GROUP 140. PUBLISHERS, BOOKSELLERS, STATIONERS, DEALERS IN MUSIC, PICTURES, MUSICAL INSTRUMENTS, CURIOSITIES, ANTIQUITIES AND SOUVENIR GOODS :	Group 7. Fruit, flower, vegetable, vine, etc., growers and pickers. Floriculturists and nurserymen ... ..	1	...	1
	" 105. Cart, car and tractor owners, and drivers, stable boys, managers and employees (excluding private servants) ... ..	1	1	...
	" 112. Brokers, commission agents, commercial travellers, warehouse owners and employees ... ..	3	3	...
	" 132. Trade in ready-made clothing, second-hand clothing, and other articles of dress and the toilet (hats, umbrellas, canes, socks, shoes, perfumes, soap, etc.) ... ..	2	1	1
	" 164. Professors and teachers (excluding law, medicine, music, dancing and drawing) and clerks and servants connected with education ... ..	1	1	...
	" 169. House management not domestic service ... ..	1	...	1
	" 170. Proprietors (other than of agricultural land), scholarship holders and pensioners ... ..	12	11	1
	" 171. Receivers of remittances from abroad ... ..	2	2	...
GROUP 141. DEALERS IN RAGS, STABLE REFUSE, ETC. :	Group 7. Fruit, flower, vegetable, vine, etc., growers and pickers. Floriculturists and nurserymen ... ..	2	2	...
	" 14. Herdsmen, shepherds, goatherds, etc. ... ..	1	1	...
	" 169. House management not domestic service ... ..	1	...	1
	" 172. Cooks, water carriers, doorkeepers, watchmen and other indoor servants ... ..	1	1	...
GROUP 142. SHOPKEEPERS OTHERWISE UNSPECIFIED :	Group 6. Orange growers ... ..	1	1	...
	" 7. Fruit, flower, vegetable, vine, etc., growers and pickers. Floriculturists and nurserymen ... ..	3	3	...
	" 132. Trade in ready-made clothing, second-hand clothing, and other articles of dress and the toilet (hats, umbrellas, canes, socks, shoes, perfumes, soap, etc.) ... ..	1	...	1
	" 156. Priests, ministers, sheikhs, and rabbis, etc. ... ..	1	1	...
	" 170. Proprietors (other than of agricultural land), scholarship holders and pensioners ... ..	8	8	...
	" 180. Persons supported by charity ... ..	1	1	...
GROUP 143. ITINERANT TRADERS, PEDLARS, HAWKERS, ETC. :	Group 7. Fruit, flower, vegetable, vine, etc., growers and pickers. Floriculturists and nurserymen ... ..	44	44	...
	" 11. Sheep, goat and pig breeders ... ..	3	3	...
	" 73. Shoe, boot and sandal makers ... ..	1	1	...
	" 82. Stone and marble workers and crushers, masons and bricklayers ... ..	2	2	...
	" 83. Others (thatchers, building contractors, house painters, tilers, plumbers, locksmiths, etc.) ... ..	1	1	...

## TABLE XX.

The main subsidiary occupations of earners who returned a non-agricultural occupation as their principal occupation.

By main subsidiary occupation is meant an occupation which was returned as subsidiary by at least 50 principal earners.

PRINCIPAL OCCUPATION	MAIN SUBSIDIARY OCCUPATION	ACTUAL NUMBER OF EARNERS WHO RETURNED A SUBSIDIARY OCCUPATION		
		Persons	Males	Females
	Group 122. Grocers and sellers of vegetable oil, salt and other condiments ... ..	1	1	...
	" 126. Sellers of vegetables and fruit... ..	2	2	...
	" 156. Priests, ministers, sheikhs, and rabbis, etc. ... ..	1	1	...
	" 167. Others (authors, photographers, astronomers, meteorologists, botanists, archaeologists, artists, sculptors, etc.) ... ..	1	1	...
	" 169. House management not domestic service ... ..	2	...	2
	" 170. Proprietors (other than of agricultural land), scholarship holders and pensioners ... ..	11	11	...
	" 171. Receivers of remittances from abroad ... ..	6	6	...
	" 172. Cooks, water carriers, doorkeepers, watchmen and other indoor servants .	1	1	...
	" 175. Cashiers, accountants, bookkeepers, clerks and other employees in unspecified offices, warehouses and shops ... ..	1	1	...
	" 177. Labourers and workmen otherwise unspecified ... ..	2	2	...
	" 180. Persons supported by charity ... ..	2	1	1
GROUP 145. OTHER TRADES (INCLUDING FARMERS OF POUNDS, TOLLS, AND MARKETS):	Group 112. Brokers, commission agents, commercial travellers, warehouse owners and employees ... ..	1	1	...
	" 128. Grain dealers ... ..	2	2	...
	" 170. Proprietors (other than of agricultural land), scholarship holders and pensioners ... ..	2	2	...
GROUP 146. ARMY AND AIR FORCE (IMPERIAL):	Group 64. Butchers ... ..	2	2	...
	" 105. Cart, car and tractor owners and drivers, stable boys, managers and employees (excluding private servants) ... ..	2	2	...
	" 167. Others (authors, photographers, astronomers, meteorologists, botanists, archaeologists, artists, sculptors, etc.) ... ..	1	1	...
	" 170. Proprietors (other than of agricultural land), scholarship holders and pensioners ... ..	1	1	...
	" 175. Cashiers, accountants, bookkeepers, clerks and other employees in unspecified offices, warehouses and shops ... ..	6	6	...
GROUP 147. ARMY LOCAL:	Group 21. Other minerals (stone, limestone, sulphur, gypsum) and zifzif ... ..	1	1	...
	" 122. Grocers and sellers of vegetable oil, salt and other condiments ... ..	1	1	...
GROUP 149. POLICE:	Group 6. Orange growers ... ..	2	2	...
	" 7. Fruit, flower, vegetable, vine, etc., growers and pickers. Floriculturists and nurserymen ... ..	2	2	...
	" 11. Sheep, goat and pig breeders ... ..	1	1	...
	" 64. Butchers ... ..	1	1	...
	" 73. Shoe, boot and sandal makers ... ..	1	1	...
	" 82. Stone and marble workers and crushers, masons and bricklayers ... ..	1	1	...
	" 83. Others (thatchers, building contractors, house painters, tilers, plumbers, locksmiths, etc.) ... ..	1	1	...
	" 105. Cart, car and tractor owners and drivers, stable boys, managers, and employees (excluding private servants) ... ..	4	4	...
	" 167. Others (authors, photographers, astronomers, meteorologists, botanists, archaeologists, artists, sculptors, etc.) ... ..	1	1	...
	" 169. House management not domestic service ... ..	1	...	1
	" 170. Proprietors (other than of agricultural land), scholarship holders and pensioners ... ..	25	24	1
	" 172. Cooks, water carriers, doorkeepers, watchmen and other indoor servants .	1	1	...
	" 176. Mechanics otherwise unspecified ... ..	2	2	...
GROUP 150. VILLAGE WATCHMEN AND GHAFIRS:	Group 6. Orange growers ... ..	2	2	...
	" 7. Fruit, flower, vegetable, vine, etc., growers and pickers. Floriculturists and nurserymen ... ..	11	11	...
	" 11. Sheep, goat and pig breeders ... ..	3	3	...
	" 14. Herdsmen, shepherds, goatherds, etc. ... ..	1	1	...
	" 15. Breeders of birds, bees, silk worms, and poultry farmers, rearers and sellers of leeches ... ..	1	1	...
	" 41. Sawyers, carpenters, turners, and joiners, etc. ... ..	1	1	...
	" 76. Barbers, hairdressers, wig makers ... ..	1	1	...
	" 83. Others (thatchers, building contractors, house painters, tilers, plumbers, locksmiths, etc.) ... ..	1	1	...
	" 159. Burial ground service, pilgrim conductors, circumcisers, ritual slaughterers, beadles ... ..	1	1	...
	" 170. Proprietors (other than of agricultural land), scholarship holders and pensioners ... ..	1	1	...
GROUP 151. SERVICE OF THE STATE:	Group 6. Orange growers ... ..	4	3	1
	" 7. Fruit, flower, vegetable, vine, etc., growers and pickers. Floriculturists and nurserymen ... ..	8	8	...
	" 41. Sawyers, carpenters, turners, and joiners, etc. ... ..	1	1	...
	" 123. Sellers of dairy produce, eggs, poultry ... ..	1	1	...
	" 128. Grain dealers ... ..	1	1	...
	" 159. Burial ground service, pilgrim conductors, circumcisers, ritual slaughterers, beadles ... ..	1	1	...
	" 164. Professors and teachers (excluding law, medicine, music dancing and drawing) and clerks and servants connected with education ... ..	1	1	...
	" 169. House management not domestic service ... ..	2	...	3
	" 170. Proprietors (other than of agricultural land), scholarship holders and pensioners ... ..	49	49	...
	" 171. Receivers of remittances from abroad ... ..	1	1	...

TABLE XX.

The main subsidiary occupations of earners who returned a non-agricultural occupation as their principal occupation.

By main subsidiary occupation is meant an occupation which was returned as subsidiary by at least 50 principal earners.

PRINCIPAL OCCUPATION	MAIN SUBSIDIARY OCCUPATION	ACTUAL NUMBER OF EARNERS WHO RETURNED A SUBSIDIARY OCCUPATION		
		Persons	Males	Females
GROUP 152. SERVICE OF FOREIGN STATES:	Group 112. Brokers, commission agents, commercial travellers, warehouse owners and employees ... ..	1	1	...
	" 164. Professors and teachers (excluding law, medicine, music, dancing and drawing) and clerks and servants connected with education ... ..	1	1	...
	" 170. Proprietors (other than of agricultural land), scholarship holders and pensioners ... ..	3	3	...
	" 172. Cooks, water carriers, doorkeepers, watchmen and other indoor servants .	2	2	...
GROUP 153. MUNICIPAL AND LOCAL COUNCIL SERVICE :	Group 6. Orange growers ... ..	6	6	...
	" 7. Fruit, flower, vegetable, vine, etc., growers and pickers. Floriculturists and nurserymen ... ..	5	5	...
	" 11. Sheep, goat and pig breeders ... ..	2	2	...
	" 41. Sawyers, carpenters, turners, and joiners, etc. ... ..	1	1	...
	" 46. Makers of sieves and other workers in iron and makers of implements and tools principally or exclusively of iron ... ..	9	9	...
	" 73. Shoe, boot and sandal makers ... ..	1	1	...
	" 164. Professors and teachers (excluding law, medicine, music, dancing and drawing) and clerks and servants connected with education ... ..	1	1	...
	" 169. House management not domestic service ... ..	1	1	...
	" 170. Proprietors (other than of agricultural land), scholarship holders and pensioners ... ..	32	32	...
	" 176. Mechanics otherwise unspecified ... ..	1	1	...
GROUP 154. SERVICE OF COMMUNITY :	Group 170. Proprietors (other than of agricultural land), scholarship holders and pensioners ... ..	7	7	...
GROUP 155. VILLAGE OFFICIALS AND SERVANTS OTHER THAN WATCHMEN,—CRIERS AND SECRETARIES :	Group 6. Orange growers ... ..	1	1	...
	" 7. Fruit, flower, vegetable, vine, etc., growers and pickers. Floriculturists and nurserymen ... ..	4	4	...
	" 15. Breeders of birds, bees, silk, worms, and poultry farmers, rearers and sellers of leeches ... ..	1	1	...
	" 164. Professors and teachers (excluding law, medicine, music, dancing and drawing) and clerks and servants connected with education ... ..	1	1	...
	" 170. Proprietors (other than of agricultural land), scholarship holders and pensioners ... ..	1	1	...
	" 171. Receivers of remittances from abroad ... ..	1	...	1
	" 180. Persons supported by charity ... ..	1	1	...
GROUP 156. PRIESTS, MINISTERS SHEIKHS AND RABBIS, ETC. :	Group 6. Orange growers ... ..	1	1	...
	" 7. Fruit, flower, vegetable, vine, etc., growers and pickers. Floriculturists and nurserymen ... ..	17	17	...
	" 10. Cattle and buffalo breeders and keepers ... ..	1	1	...
	" 11. Sheep, goat and pig breeders ... ..	2	2	...
	" 76. Barbers, hairdressers, wigmakers ... ..	2	2	...
	" 112. Brokers, commission agents, commercial travellers, warehouse owners and employees ... ..	1	1	...
	" 122. Grocers and sellers of vegetable oil, salt and other condiments ... ..	2	2	...
	" 156. Priests, ministers, sheikhs, and rabbis, etc. ... ..	2	2	...
	" 159. Burial ground service, pilgrim conductors, circumcisers, ritual slaughterers, beadles ... ..	3	3	...
	" 164. Professors and teachers (excluding law, medicine, music, dancing and drawing) and clerks and servants connected with education. ... ..	9	9	...
	" 167. Others (authors, photographers, astronomers, meteorologists, botanists, archaeologists, artists, sculptors, etc.) ... ..	1	1	...
	" 169. House management not domestic service ... ..	2	...	2
	" 170. Proprietors (other than of agricultural land), scholarship holders and pensioners ... ..	32	30	2
	" 171. Receivers of remittances from abroad ... ..	108	108	...
	" 175. Cashiers, accountants, bookkeepers, clerks and other employees in unspecified offices, warehouses and shops ... ..	2	2	...
" 180. Persons supported by charity ... ..	7	7	...	
GROUP 157. INMATES OF MONASTERIES, ETC. :	Group 41. Sawyers, carpenters, turners, and joiners, etc. ... ..	1	1	...
	" 64. Butchers ... ..	1	1	...
	" 83. Others (thatchers, building contractors, house painters, tilers, plumbers, locksmiths, etc.) ... ..	1	1	...
	" 122. Grocers and sellers of vegetable oil, salt and other condiments ... ..	2	2	...
	" 123. Sellers of dairy produce, eggs, poultry ... ..	1	1	...
	" 156. Priests, ministers, sheikhs, and rabbis, etc. ... ..	1	1	...
	" 159. Burial ground service, pilgrim conductors, circumcisers, ritual slaughterers, beadles ... ..	15	15	...
	" 164. Professors and teachers (excluding law, medicine, music, dancing and drawing) and clerks and servants connected with education ... ..	13	10	3
	" 167. Others (authors, photographers, astronomers, meteorologists, botanists, archaeologists, artists, sculptors, etc.) ... ..	1	1	...
	" 169. House management not domestic service ... ..	3	1	2
	" 170. Proprietors (other than of agricultural land), scholarship holders and pensioners ... ..	5	5	...
	" 171. Receivers of remittances from abroad ... ..	75	72	3
	" 172. Cooks, water carriers, dookeepers, watchmen and other indoor servants .	1	1	...
	" 175. Cashiers, accountants, bookkeepers, clerks and other employees in unspecified offices, warehouses and shops ... ..	7	7	...
	" 180. Persons supported by charity ... ..	15	15	...

## TABLE XX.

The main subsidiary occupations of earners who returned a non-agricultural occupation as their principal occupation.

By main subsidiary occupation is meant an occupation which was returned as subsidiary by at least 50 principal earners.

PRINCIPAL OCCUPATION	MAIN SUBSIDIARY OCCUPATION	ACTUAL NUMBER OF EARNERS WHO RETURNED A SUBSIDIARY OCCUPATION		
		Persons	Males	Females
GROUP 158. CATECHISTS, READERS, CHURCH AND MISSION SERVICE:	Group 6. Orange growers ... ..	1	1	...
	" 7. Fruit, flower, vegetable, vine, etc., growers and pickers. Floriculturists and nurserymen ... ..	7	7	...
	" 164. Professors and teachers (excluding law, medicine, music, dancing and drawing) and clerks and servants connected with education ... ..	4	1	3
	" 169. House management not domestic service ... ..	2	...	2
	" 170. Proprietors (other than of agricultural land), scholarship holders and pensioners ... ..	7	7	...
	" 171. Receivers of remittances from abroad ... ..	28	17	11
	" 177. Labourers and workmen otherwise unspecified ... ..	1	1	...
	" 180. Persons supported by charity ... ..	1	1	...
GROUP 159. BURIAL GROUND SERVICE, PILGRIM CONDUCTORS, CIRCUMCISERS, RITUAL SLAUGHTERERS, BEADLES :	Group 6. Orange growers ... ..	4	4	...
	" 7. Fruit, flower, vegetable, vine, etc., growers and pickers. Floriculturists and nurserymen ... ..	8	8	...
	" 15. Breeders of birds, bees, silk worms, and poultry farmers, rearers and sellers of leeches ... ..	2	2	...
	" 41. Sawyers, carpenters, turners, and joiners, etc. ... ..	1	1	...
	" 64. Butchers ... ..	3	3	...
	" 73. Shoe, boot and sandal makers ... ..	1	1	...
	" 83. Others (thatchers, building contractors, house painters, tilers, plumbers, locksmiths, etc.) ... ..	2	2	...
	" 105. Cart, car and tractor owners and drivers, stable boys, managers, and employees (excluding private servants) ... ..	1	1	...
	" 112. Brokers, commission agents, commercial travellers, warehouse owners and employees ... ..	1	1	...
	" 129. Sellers of dairy produce, eggs, poultry ... ..	1	1	...
	" 132. Trade in ready-made clothing, second-hand clothing, and other articles of dress and the toilet (hats, umbrellas, canes, socks, shoes, perfumes, soap, etc.) ... ..	1	1	...
	" 156. Priests, ministers, sheikhs, and rabbis, etc. ... ..	4	4	...
	" 164. Professors and teachers (excluding law, medicine, music, dancing and drawing) and clerks and servants connected with education ... ..	2	2	...
	" 169. House management not domestic service ... ..	4	...	4
	" 170. Proprietors (other than of agricultural land), scholarship holders and pensioners ... ..	44	44	...
	" 171. Receivers of remittances from abroad ... ..	5	5	...
	" 175. Cahiers, accountants, bookkeepers, clerks and other employees in unspecified offices, warehouses and shops ... ..	2	2	...
	" 176. Mechanics otherwise unspecified ... ..	1	1	...
" 180. Persons supported by charity ... ..	14	12	2	
GROUP 160. LAWYERS OF ALL KINDS INCLUDING JUDGES, QADIS LAW AGENTS :	Group 6. Orange growers ... ..	7	7	...
	" 76. Barbers, hairdressers, wigmakers ... ..	1	1	...
	" 112. Brokers, commission agents, commercial travellers, warehouse owners and employees ... ..	1	1	...
	" 156. Priests, ministers, sheikhs, and rabbis, etc. ... ..	2	2	...
	" 164. Professors and teachers (excluding law, medicine, music, dancing and drawing) and clerks and servants connected with education ... ..	2	2	...
	" 167. Others (authors, photographers, astronomers, meteorologists, botanists, archaeologists, artists, sculptors, etc.) ... ..	1	1	...
	" 170. Proprietors (other than of agricultural land), scholarship holders and pensioners ... ..	28	28	...
GROUP 161. LAWYERS' CLERKS, PETITION WRITERS, ETC. :	Group 6. Orange growers ... ..	1	1	...
	" 7. Fruit, flower, vegetable, vine, etc., growers and pickers. Floriculturists and nurserymen ... ..	1	1	...
	" 112. Brokers, commission agents, commercial travellers, warehouse owners, and employees ... ..	1	1	...
	" 159. Burial ground service, pilgrim conductors, circumcisers, ritual slaughterers, beadles ... ..	1	1	...
	" 164. Professors and teachers (excluding law, medicine, music, dancing and drawing) and clerks and servants connected with education ... ..	1	1	...
" 170. Proprietors (other than of agricultural land), scholarship holders and pensioners ... ..	10	10	...	
GROUP 162. MEDICAL PRACTITIONERS OF ALL KINDS, INCLUDING DENTISTS, VETERINARY SURGEONS AND ORTHOPEDISTS :	Group 6. Orange growers ... ..	7	6	1
	" 167. Others (authors, photographers, astronomers, meteorologists, botanists, archaeologists, artists, sculptors, etc.) ... ..	1	1	...
	" 169. House management not domestic service ... ..	7	...	7
	" 170. Proprietors (other than of agricultural land), scholarship holders and pensioners ... ..	27	25	2
" 177. Labourers and workmen otherwise unspecified ... ..	1	...	1	
GROUP 163. MIDWIVES, PHARMACEUTICAL CHEMISTS, NURSES, MASSEURS, ETC. :	Group 6. Orange growers ... ..	4	4	...
	" 7. Fruit, flower, vegetable, vine, etc., growers and pickers. Floriculturists and nurserymen ... ..	5	1	4
	" 10. Cattle and buffalo breeders and keepers ... ..	2	...	2
	" 15. Breeders of birds, bees, silk worms, and poultry farmers, rearers and sellers of leeches ... ..	3	1	2

TABLE XX.

The main subsidiary occupations of earners who returned a non-agricultural occupation as their principal occupation.

By main subsidiary occupation is meant an occupation which was returned as subsidiary by at least 50 principal earners

PRINCIPAL OCCUPATION	MAIN SUBSIDIARY OCCUPATION	ACTUAL NUMBER OF EARNERS WHO RETURNED A SUBSIDIARY OCCUPATION		
		Persons	Males	Females
GROUP 164. PROFESSORS AND TEACHERS (EXCLUDING LAW, MEDICINE, MUSIC, DANCING AND DRAWING) AND CLERKS AND SERVANTS CONNECTED WITH EDUCATION :	Group 112. Brokers, commission agents, commercial travellers, warehouse owners and employees ... ..	1	1	...
	" 123. Sellers of dairy produce, eggs, poultry ... ..	2	...	2
	" 164. Professors and teachers (excluding law, medicine, music, dancing and drawing) and clerks and servants connected with education ... ..	1	...	1
	" 169. House management not domestic service ... ..	72	1	71
	" 170. Proprietors (other than of agricultural land), scholarship holders and pensioners ... ..	37	19	18
	" 171. Receivers of remittances from abroad ... ..	6	2	4
	" 172. Cooks, water carriers, doorkeepers, watchmen and other indoor servants ... ..	2	...	2
	" 175. Cashiers, accountants, bookkeepers, clerks and other employees in unspecified offices, warehouses and shops ... ..	3	1	2
	" 177. Labourers and workmen otherwise unspecified ... ..	1	...	1
	" 180. Persons supported by charity ... ..	1	...	1
	Group 6. Orange growers ... ..	7	7	...
	" 7. Fruit, flower, vegetable, vine, etc., growers and pickers. Floriculturists and nurserymen ... ..	12	12	...
	" 10. Cattle and buffalo breeders and keepers ... ..	3	...	3
	" 73. Shoe, boot and sandal makers ... ..	4	1	3
" 76. Barbers, hairdressers, wigmakers ... ..	1	1	...	
" 82. Stone and marble workers and crushers, masons and bricklayers ... ..	1	1	...	
" 112. Brokers, commission agents, commercial travellers, warehouse owners and employees ... ..	2	2	...	
" 123. Sellers of dairy produce, eggs, poultry ... ..	2	1	1	
" 156. Priests, ministers, sheikhs, and rabbis, etc. ... ..	21	21	...	
" 159. Burial ground service, pilgrim conductor, circumcisers, ritual slaughterers, beadles ... ..	3	2	1	
" 167. Others (authors, photographers, astronomers, meteorologists, botanists, archaeologists, artists, sculptors, etc.) ... ..	31	30	1	
" 169. House management not domestic service ... ..	34	...	34	
" 170. Proprietors (other than of agricultural land), scholarship holders and pensioners ... ..	58	49	9	
" 171. Receivers of remittances from abroad ... ..	25	13	12	
" 172. Cooks, water carriers, doorkeepers, watchmen and other indoor servants ... ..	5	3	2	
" 175. Cashiers, accountants, bookkeepers, clerks and other employees in unspecified offices, warehouses and shops ... ..	10	9	1	
" 177. Labourers and workmen otherwise unspecified ... ..	1	1	...	
" 180. Persons supported by charity ... ..	6	6	...	
GROUP 165. PUBLIC SCRIBES, STENOGRAPHERS, ETC. :	Group 7. Fruit, flower, vegetable, vine, etc., growers and pickers. Floriculturists and nurserymen ... ..	1	1	...
	" 112. Brokers, commission agents, commercial travellers, warehouse owners and employees ... ..	2	2	...
	" 159. Burial ground service, pilgrim conductors, circumcisers, ritual slaughterers, beadles ... ..	2	2	...
	" 164. Professors and teachers (excluding law, medicine, music, dancing and drawing) and clerks and servants connected with education ... ..	1	1	...
	" 170. Proprietors (other than of agricultural land), scholarship holders and pensioners ... ..	1	1	...
	" 175. Cashiers, accountants, bookkeepers, clerks and other employees in unspecified offices, warehouses and shops ... ..	1	...	1
GROUP 166. ARCHITECTS, SURVEYORS, ENGINEERS AND THEIR EMPLOYEES :	Group 6. Orange growers ... ..	4	4	...
	" 46. Makers of sieves, and other workers in iron and makers of implements and tools principally or exclusively of iron ... ..	1	1	...
	" 83. Others (thatchers, building contractors, house painters, tilers, plumbers, locksmiths, etc.) ... ..	4	4	...
	" 112. Brokers, commission agents, commercial travellers, warehouse owners and employees ... ..	1	1	...
	" 164. Professors and teachers (excluding law, medicine, music, dancing and drawing) and clerks and servants connected with education ... ..	14	14	...
	" 169. House management not domestic service ... ..	2	...	2
	" 170. Proprietors (other than of agricultural land), scholarship holders and pensioners ... ..	25	24	1
" 171. Receivers of remittances from abroad ... ..	1	1	...	
GROUP 167. OTHERS (AUTHORS, PHOTOGRAPHERS, ASTRONOMERS, METEOROLOGISTS, BOTANISTS, ARCHAEOLOGISTS, ARTISTS, SCULPTORS, ETC.)	Group 6. Orange growers ... ..	1	1	...
	" 11. Sheep, goat and pig breeders ... ..	1	1	...
	" 15. Breeders of birds, bees, silk worms, and poultry farmers, rearers and sellers of leeches ... ..	1	1	...
	" 41. Sawyers, carpenters, turners, and joiners, etc. ... ..	1	1	...
	" 73. Shoe, boot and sandal makers ... ..	1	1	...
	" 82. Stone and marble workers and crushers, masons and bricklayers ... ..	1	1	...
	" 83. Others (thatchers, building contractors, house painters, tilers, plumbers, locksmiths, etc.) ... ..	1	1	...
	" 105. Cart, car and tractor owners and drivers, stable boys, managers, and employees (excluding private servants) ... ..	1	1	...
" 164. Professors and teachers (excluding law, medicine, music, dancing and drawing) and clerks and servants connected with education ... ..	8	7	1	

TABLE XX.

The main subsidiary occupations of earners who returned a non-agricultural occupation as their principal occupation.

By main subsidiary occupation is meant an occupation which was returned as subsidiary by at least 50 principal earners.

PRINCIPAL OCCUPATION	MAIN SUBSIDIARY OCCUPATION	ACTUAL NUMBER OF EARNERS WHO RETURNED A SUBSIDIARY OCCUPATION		
		Persons	Males	Females
	Group 167. Others (authors, photographers, astronomers, meteorologists, botanists, archaeologists, artists, sculptors, etc.) ... ..	1	1	...
	" 169. House management not domestic service ... ..	5	...	5
	" 170. Proprietors, (other than of agricultural land), scholarship holders and pensioners ... ..	2	2	...
	" 171. Receivers of remittances from abroad ... ..	1	1	...
	" 172. Cooks, water carriers, doorkeepers, watchmen and other indoor servants .	1	1	...
	" 180. Persons supported by charity ... ..	2	2	1
GROUP 168. MUSIC COMPOSERS AND MASTERS, PLAYERS ON ALL KINDS OF INSTRUMENTS (NOT MILITARY OR POLICE), SINGERS, ACTORS, AND DANCERS :	Group 6. Orange growers ... ..	1	1	...
	" 7. Fruit, flower, vegetable, vine, etc., growers and pickers. Floriculturists and nurserymen ... ..	1	1	...
	" 164. Professors and teachers (excluding law, medicine, music, dancing and drawing) and clerks and servants connected with education ... ..	1	1	...
	" 167. Others (authors, photographers, astronomers, meteorologists, botanists, archaeologists, artists, sculptors, etc.) ... ..	2	3	...
	" 169. House management not domestic service ... ..	2	...	3
	" 170. Proprietors (other than of agricultural land), scholarship holders and pensioners ... ..	9	1	8
	" 175. Cashiers, accountants, bookkeepers, clerk and other employees in unspecified offices, warehouses and shops ... ..	2	1	1
" 177. Labourers and workmen otherwise unspecified ... ..	2	3	...	
GROUP 170. PROPRIETORS (OTHER THAN OF AGRICULTURAL LAND), SCHOLARSHIP HOLDERS AND PENSIONERS :	Group 6. Orange growers ... ..	22	21	2
	" 7. Fruit, flower, vegetable, vine, etc., growers and pickers. Floriculturists and nurserymen ... ..	24	22	2
	" 11. Sheep, goat and pig breeders ... ..	2	2	1
	" 41. Sawyers, carpenters, turners, and joiners, etc. ... ..	2	2	...
	" 46. Makers of sieves and other workers in iron and makers of implements and tools principally or exclusively of iron ... ..	4	4	...
	" 64. Butchers ... ..	2	2	...
	" 73. Shoe, boot and sandal makers ... ..	2	3	...
	" 82. Stone and marble workers and crushers, masons and bricklayers ... ..	2	3	...
	" 83. Others (thatchers, building contractors, house painters, tilers, plumbers, locksmiths, etc.) ... ..	12	12	...
	" 105. Cart, car and tractor owners and drivers, stable boys, managers and employees (excluding private servants) ... ..	6	6	...
	" 106. Pack camel, mule, ass and bullock owners and drivers and animal hospitals, managers and attendants ... ..	2	2	...
	" 112. Brokers, commission agents, commercial travellers, warehouse owners and employees ... ..	10	10	...
	" 122. Grocers and sellers of vegetable oil, salt and other condiments ... ..	7	7	...
	" 123. Sellers of dairy produce, eggs, poultry ... ..	2	1	1
	" 126. Sellers of vegetables and fruit ... ..	1	1	...
	" 128. Grain dealers ... ..	2	2	...
	" 132. Trade in ready-made clothing, second-hand clothing, and other articles of dress and the toilet (hats, umbrellas, canes, socks, shoes, perfumes, soap, etc.) ... ..	2	3	...
	" 156. Priests, ministers, sheikhs, and rabbis, etc. ... ..	2	2	...
	" 159. Burial ground service, pilgrim conductors, circumcisers, ritual slaughterers, beadles ... ..	6	5	1
	" 164. Professors and teachers (excluding law, medicine, music, dancing and drawing) and clerks and servants connected with education. ... ..	11	7	4
" 167. Others (authors, photographers, astronomers, meteorologists, botanists, archaeologists, artists, sculptors, etc.) ... ..	4	4	...	
169. House management not domestic service ... ..	100	...	100	
" 171. Receivers of remittances from abroad ... ..	52	34	19	
" 172. Cooks, water carriers, doorkeepers, watchmen and other indoor servants .	5	4	1	
" 175. Cashiers, accountants, bookkeepers, clerks and other employees in unspecified offices, warehouses and shops ... ..	5	5	...	
" 176. Mechanics otherwise unspecified ... ..	2	2	...	
" 177. Labourers and workmen otherwise unspecified ... ..	4	4	...	
" 180. Persons supported by charity ... ..	26	14	12	
GROUP 171. RECEIVERS OF REMITTANCES FROM ABROAD :	Group 7. Fruit, flower, vegetable, vine, etc., growers and pickers. Floriculturists and nurserymen ... ..	2	2	...
	" 11. Sheep goat and pig breeders ... ..	2	2	...
	" 21. Other minerals (stone, limestone, sulphur, gypsum) and zifzif ... ..	1	1	...
	" 64. Butchers ... ..	1	1	...
	" 73. Shoe, boot and sandal makers ... ..	1	1	...
	" 76. Barbers, hairdressers, wig makers ... ..	2	1	1
	" 82. Stone and marble workers and crushers, masons and bricklayers ... ..	2	2	...
" 105. Cart, car and tractor owners and drivers, stable boys, managers, and employees (excluding private servants) ... ..	1	1	...	

TABLE XX.

The main subsidiary occupations of earners who returned a non-agricultural occupation as their principal occupation.

By main subsidiary occupation is meant an occupation which was returned as subsidiary by at least 50 principal earners.

PRINCIPAL OCCUPATION	MAIN SUBSIDIARY OCCUPATION	ACTUAL NUMBER OF EARNERS WHO RETURNED A SUBSIDIARY OCCUPATION		
		Persons	Males	Females
	Group 122. Grocers and sellers of vegetable oil, salt and other condiments ... ..	1	1	...
	" 132. Trade in ready-made clothing, second-hand clothing, and other articles of dress and the toilet (hats, umbrellas, canes, socks, shoes, perfumers, soap, etc.) ... ..	1	1	...
	" 156. Priests, ministers, sheikhs, and rabbis, etc. ... ..	2	2	...
	" 169. House management not domestic service ... ..	11	...	11
	" 170. Proprietors (other than of agricultural land), scholarship holders and pensioners ... ..	6	3	3
	" 172. Cooks, water carriers, doorkeepers, watchmen and other indoor servants .	1	1	...
<b>GROUP 172. COOKS, WATER CARRIERS DOORKEEPERS, WATCHMEN AND OTHER INDOOR SERVANTS :</b>	Group 6. Orange growers ... ..	2	1	1
	" 7. Fruit, flowers, vegetable, vine, etc., growers and pickers. Floriculturists and nurserymen ... ..	20	6	14
	" 11. Sheep, goat and pig breeders ... ..	4	3	1
	" 14. Herdsmen shepherds, goatherds, etc. ... ..	6	5	1
	" 15. Breeders of birds, bees, silk worms, and poultry farmers, rearers and sellers of leeches ... ..	1	...	1
	" 21. Other minerals (stone, limestone, sulphur, gypsum) and zifzif ... ..	1	1	...
	" 41. Sawyers, carpenters, turners, and joiners, etc. ... ..	2	2	...
	" 46. Makers of sieves and other workers in iron and makers of implements and tools principally or exclusively of iron ... ..	1	1	...
	" 73. Shoe, boot and sandal makers ... ..	4	4	...
	" 76. Barbers, hairdressers, wigmakers ... ..	6	1	5
	" 82. Stone and marble workers and crushers, masons and bricklayers ... ..	1	1	...
	" 83. Others (thatchers, building contractors, house painters, tilers, plumbers, locksmiths, etc.) ... ..	3	3	...
	" 105. Cart, car and tractor owners, and drivers, stable boys, managers and employees (excluding private servants) ... ..	4	4	...
	" 106. Pack camel, mule, ass and bullock owners and drivers and animal hospitals, managers and attendants ... ..	2	2	...
	" 122. Grocers and sellers of vegetable oil, salt and other condiments ... ..	1	1	...
	" 123. Sellers of dairy produce, eggs, poultry ... ..	1	1	...
	" 126. Sellers of vegetables and fruit ... ..	2	1	1
	" 159. Burial ground service, pilgrim conductors, circumcisers, ritual slaughterers, beadles ... ..	2	1	1
	" 169. House management not domestic service ... ..	170	...	170
	" 170. Proprietors (other than of agricultural land), scholarship holders and pensioners ... ..	27	16	11
	" 171. Receivers of remittances from abroad ... ..	23	6	17
	" 175. Cashiers, accountants, bookkeepers, clerks and other employees in unspecified offices, warehouses and shops ... ..	1	1	...
	" 176. Mechanics otherwise unspecified ... ..	10	...	10
	" 180. Persons supported by charity ... ..	18	8	10
<b>GROUP 174. MANUFACTURERS, BUSINESS- MEN AND CONTRACTORS OTHERWISE UNSPECIFIED, GENERAL MERCHANTS :</b>	Group 3. Agents, managers of estates, clerks, rent collectors, etc. ... ..	1	...	1
	" 6. Orange growers. ... ..	11	11	...
	" 7. Fruit, flower, vegetable, vine, etc., growers and pickers. Floriculturists and nurserymen ... ..	11	11	...
	" 11. Sheep, goat and pig breeders ... ..	11	11	...
	" 46. Makers of sieves and other workers in iron and makers of implements and tools principally or exclusively of iron ... ..	1	1	...
	" 73. Shoe, boot and sandal makers ... ..	1	1	...
	" 76. Barbers, hairdressers, wigmakers ... ..	1	1	...
	" 105. Cart, car and tractor owners and drivers, stable boys, managers and employees (excluding private servants) ... ..	2	2	...
	" 106. Pack camel, mule, ass and bullock owners and drivers and animal hospitals, managers and attendants. ... ..	2	2	...
	" 112. Brokers, commission agents, commercial travellers, warehouse owners and employees ... ..	5	5	...
	" 122. Grocers and sellers of vegetable oil, salt and other condiments ... ..	1	1	...
	" 126. Sellers of vegetables and fruit ... ..	1	1	...
	" 159. Burial ground service, pilgrim conductors, circumcisers, ritual slaughterers, beadles ... ..	1	1	...
	" 167. Others (authors, photographers, astronomers, meteorologists, botanists, archaeologists, artists, sculptors, etc.,) ... ..	1	1	...
	" 169. House management not domestic service ... ..	3	...	3
	" 170. Proprietors (other than of agricultural land), scholarship holders and pensioners ... ..	55	54	1
	" 172. Cooks, water carriers, doorkeepers, watchmen and other indoor servants .	1	1	...
	" 175. Cashiers, accountants, bookkeepers, clerks and other employees in unspecified offices, warehouses and shops ... ..	2	2	...
	" 176. Mechanics otherwise unspecified ... ..	1	1	...
	" 180. Persons supported by charity ... ..	1	1	...

## TABLE XX.

## The main subsidiary occupations of earners who returned a non-agricultural occupation as their principal occupation.

By main subsidiary occupation is meant an occupation which was returned as subsidiary by at least 50 principal earners.

PRINCIPAL OCCUPATION	MAIN SUBSIDIARY OCCUPATION	ACTUAL NUMBER OF EARNERS WHO RETURNED A SUBSIDIARY OCCUPATION		
		Persons	Males	Females
GROUP 175. CASHIERS, ACCOUNTANTS, BOOKKEEPERS, CLERKS AND OTHER EMPLOYEES IN UNSPECIFIED OFFICES, WAREHOUSES AND SHOPS :	Group 6. Orange growers ... ..	12	12	...
	" 7. Fruit, flower, vegetable, vine, etc., growers and pickers. Floriculturists and nurserymen ... ..	12	12	...
	" 15. Breeders of birds, bees, silk worms, and poultry farmers, rearers and sellers of leeches ... ..	1	1	...
	" 46. Makers of sieves and other workers in iron and makers of implements and tools principally or exclusively of iron ... ..	1	1	...
	" 82. Stone and marble workers and crushers, masons and bricklayers ... ..	1	1	...
	" 83. Others (thatchers, building contractors, house painters, tilers, plumbers, locksmiths, etc.) ... ..	2	1	1
	" 112. Brokers, commission agents, commercial travellers, warehouse owners and employees ... ..	3	3	...
	" 122. Grocers and sellers of vegetable oil, salt and other condiments ... ..	2	2	...
	" 123. Sellers of dairy produce, eggs, poultry ... ..	2	2	...
	" 159. Burial ground service, pilgrim conductors, circumcisers, ritual slaughterers, beadles ... ..	2	2	...
	" 164. Professors and teachers (excluding law, medicine, music, dancing and drawing) and clerks and servants connected with education ... ..	20	14	6
	" 167. Others (authors, photographers, astronomers, meteorologists, botanist, archaeologists, artists, sculptors, etc.) ... ..	3	3	...
	" 169. House management not domestic service ... ..	10	...	10
	" 170. Proprietors (other than of agricultural land), scholarship holders and pensioners ... ..	66	64	2
	" 171. Receivers of remittances from abroad ... ..	1	1	...
	" 176. Mechanics otherwise unspecified ... ..	1	1	...
	" 180. Persons supported by charity ... ..	4	3	1
	GROUP 176. MECHANICS OTHERWISE UNSPECIFIED :	Group 6. Orange growers ... ..	8	8
" 7. Fruit, flower, vegetable, vine, etc., growers and pickers. Floriculturists and nurserymen ... ..		6	6	...
" 10. Cattle and buffalo breeders and keepers ... ..		1	1	...
" 41. Sawyers, carpenters, turners, and joiners, etc. ... ..		3	3	...
" 46. Makers of sieves and other workers in iron and makers of implements and tools principally or exclusively of iron ... ..		1	1	...
" 82. Stone and marble workers and crushers, masons and bricklayers ... ..		2	2	...
" 83. Others (thatchers, building contractors, house painters, tilers, plumbers, locksmiths, etc.) ... ..		5	5	...
" 105. Cart, car and tractor owners and drivers, stable boys, managers and employees (excluding private servants) ... ..		6	6	...
" 112. Brokers, commission agents, commercial travellers, warehouse owners and employees ... ..		2	2	...
" 132. Trade in ready-made clothing, second-hand clothing, and other articles of dress and the toilet (hats, umbrellas, canes, socks, shoes, perfumes, soap, etc.) ... ..		1	1	...
" 170. Proprietors (other than of agricultural land), scholarship holders and pensioners ... ..		23	23	...
" 171. Receivers of remittances from abroad ... ..		2	2	...
" 172. Cooks, water carriers, doorkeepers, watchmen and other indoor servants ... ..		1	1	...
" 175. Cashiers, accountants, bookkeepers, clerks and other employees in unspecified offices, warehouses and shops ... ..	1	1	...	
GROUP 177. LABOURERS AND WORKMEN OTHERWISE UNSPECIFIED :	Group 6. Orange growers ... ..	7	7	...
	" 7. Fruit, flower, vegetable, vine, etc., growers and pickers. Floriculturists and nurserymen ... ..	87	87	...
	" 10. Cattle and buffalo breeders and keepers ... ..	11	10	1
	" 11. Sheep, goat and pig breeders ... ..	16	16	...
	" 14. Herdsmen, shepherds, goatherds, etc. ... ..	1	1	...
	" 15. Breeders of birds, bees, silk worms, and poultry farmers, rearers and sellers of leeches ... ..	1	...	1
	" 17. Fishing ... ..	3	3	...
	" 21. Other minerals (stone, limestone, sulphur, gypsum) and zifzif ... ..	1	1	...
	" 41. Sawyers, carpenters, turners, and joiners, etc. ... ..	1	1	...
	" 46. Makers of sieves and other workers in iron and makers of implements and tools principally or exclusively of iron ... ..	3	3	...
	" 64. Butchers ... ..	1	1	...
	" 73. Shoe, boot and sandal makers ... ..	3	3	...
	" 76. Barbers, hairdressers, wigmakers ... ..	3	2	1
	" 82. Stone and marble workers and crushers, masons and bricklayers ... ..	7	7	...
	" 83. Others (thatchers, building contractors, house painters, tilers, plumbers, locksmiths, etc.) ... ..	16	16	...
" 105. Cart, car and tractor owners and drivers, stable boys, managers and employees (excluding private servants) ... ..	2	2	...	
" 106. Pack camel, mule, ass and bullock owners and drivers and animal hospitals, managers and attendants ... ..	6	6	...	
" 112. Brokers, commission agents, commercial travellers, warehouse owners and employees ... ..	3	3	...	
" 122. Grocers and sellers of vegetable oil, salt and other condiments ... ..	1	1	...	
" 123. Sellers of dairy produce, eggs, poultry ... ..	7	7	...	

TABLE XX.

The main subsidiary occupations of earners who returned a non-agricultural occupation as their principal occupation.

By main subsidiary occupation is meant an occupation which was returned as subsidiary by at least 50 principal earners.

PRINCIPAL OCCUPATION	MAIN SUBSIDIARY OCCUPATION	ACTUAL NUMBER OF EARNERS WHO RETURNED A SUBSIDIARY OCCUPATION		
		Persons	Males	Females
	Group 126. Sellers of vegetables and fruit ... ..	3	3	...
	" 132. Trade in ready-made clothing, second-hand clothing, and other articles of dress and the toilet (hats, umbrellas, canes, socks, shoes, perfumes, soap, etc.) ... ..	1	1	...
	" 159. Burial ground service, pilgrim conductors, circumcisers, ritual slaughterers, beadles ... ..	1	1	...
	" 164. Professors and teachers (excluding law, medicine, music, dancing and drawing) and clerks and servants connected with education ... ..	3	1	2
	" 167. Others (authors, photographers, astronomers, meteorologist, botanists, archaeologists, artists, sculptors, etc.) ... ..	1	1	...
	" 169. House management not domestic service ... ..	34	1	33
	" 170. Proprietors (other than of agricultural land), scholarship holders and pensioners ... ..	33	30	3
	" 171. Receivers of remittances from abroad ... ..	20	20	...
	" 172. Cooks, water carriers, dookeepers, watchmen and other indoor servants ... ..	4	3	1
	" 175. Cashiers, accountants, bookkeepers, clerks and other employees in unspecified offices, warehouses and shops ... ..	2	1	1
	" 176. Mechanics otherwise unspecified ... ..	3	3	...
	" 180. Persons supported by charity ... ..	3	3	...
GROUP 178. INMATES OF JAILS, MENTAL HOME AND HOSPITALS :	Group 170. Proprietors (other than of agricultural land), scholarship holders and pensioners ... ..	4	4	...
GROUP 179. BEGGARS, VAGRANTS, PROSTITUTES, GAMBLERS, ETC.:	Group 7. Fruit, flower, vegetable, vine, etc., growers and pickers. Floriculturists and nurserymen ... ..	1	1	...
	" 76. Barbers, hairdressers, wigmakers ... ..	1	...	1
	" 122. Grocers and sellers of vegetable oil, salt and other condiments ... ..	1	...	1
	" 169. House management not domestic service ... ..	29	...	29
	" 170. Proprietors (other than of agricultural land), scholarship holders and pensioners ... ..	5	...	5
GROUP 180. PERSONS SUPPORTED BY CHARITY :	Group 7. Fruit, flower, vegetable, vine, etc., growers and pickers. Floriculturists and nurserymen ... ..	1	1	...
	" 169. House management not domestic service ... ..	24	...	24
	" 170. Proprietors (other than of agricultural land), scholarship holders and pensioners ... ..	2	2	...



**TABLE XXI.**

---

**ORGANIZED INDUSTRY.**

---

This table gives the distribution through classes of Industry, defined by the nature of the article produced, of persons who returned themselves as in salaried employment or in receipt of wages.

It also shows the numbers of the employed persons who are Palestinian citizens and foreign citizens, and the number of Arabs and Jews within these categories.

Further explanation is given in the Report Volume.

**TABLE XXI**  
**Organized industry. Part I.—Summary**

INDUSTRY	DIRECTIONAL & SUPERVISING STAFF																								
	TOTAL POPULATION ENGAGED						MANAGERS						SUPERVISING & TECHNICAL												
	PERSONS			PERSONS			ARABS			PALESTINIAN			PERSONS			ARABS			PALESTINIAN			OTHERS			
	Males	Females	Total	Males	Females	Total	Males	Females	Total	Males	Females	Total	Males	Females	Total	Males	Females	Total	Males	Females	Total	Males	Females	Total	
I	2	3	4	5	6	7	8	9	10	11	12	13	14	15	16	17	18	19	20	21	22	23	24	25	26
PALESTINE .. .. .	6,910	6,218	692	190	185	5	33	..	77	4	1	..	74	1	349	330	19	19	..	209	15	5	..	97	4
I. Quarries and hard rocks .. .. .	67	66	1	6	6	..	1	..	3	..	..	..	2	..	11	10	1	..	..	7	..	..	..	8	1
II. Salt and extraction of bitumen from Dead Sea .. .. .	486	482	4	3	3	..	..	..	2	..	..	..	1	..	44	44	..	1	..	30	..	..	..	13	..
III. Textile industries .. .. .	799	594	205	9	9	..	9	..	..	..	..	..	..	..	20	12	8	..	..	10	6	1	..	1	2
IV. Leather industries .. .. .	14	13	1	1	1	..	..	..	..	..	..	..	..	..	..	..	..	..	..	..	..	..	..	..	..
V. Wood industries .. .. .	48	47	1	13	13	..	1	..	7	..	..	..	5	..	1	1	..	..	..	1	..	..	..	..	..
VI. Metal industries .. .. .	267	259	8	8	8	..	..	..	4	..	..	..	4	..	14	13	1	1	..	5	..	..	..	..	..
VII. Ceramics (Brick and tile manufacture) .. .. .	220	181	39	6	6	..	..	..	3	..	..	..	3	..	5	4	1	..	..	3	1	..	..	1	..
VIII. Chemical industries .. .. .	472	415	57	16	16	..	6	..	5	..	..	..	5	..	10	9	1	1	..	7	1	1	..	..	..
IX. Food, drink and tobacco .. .. .	1,392	1,197	195	50	47	3	12	..	17	3	..	..	18	..	29	29	..	7	..	10	..	2	..	10	..
X. Industries of dress and the toilet .. .. .	80	52	28	13	12	1	..	..	6	..	..	..	6	1	8	2	1	..	..	2	1	..	..	..	..
XI. Furniture industries .. .. .	102	99	3	2	2	..	..	..	1	..	..	..	1	..	..	..	..	..	..	..	..	..	..	..	..
XII. Industries connected with building .. .. .	414	404	10	7	7	..	1	..	3	..	..	..	3	..	25	24	1	..	..	13	1	..	..	11	..
XIII. Construction of means of transport .. .. .	912	897	15	9	9	..	..	..	3	..	1	..	5	..	28	28	1	1	..	19	1	1	..	7	..
XIV. Railway construction (Railway workshop) .. .. .	304	298	6	10	10	..	1	..	4	..	..	..	5	..	17	17	..	2	..	..	..	..	..	15	..
XV. Printing and stationery .. .. .	678	585	88	26	25	1	2	..	15	1	..	..	8	..	44	44	..	3	..	34	..	..	..	7	..
XVI. Production and transmission of physical forces (Electrical power stations, ice factories, etc.) .. .. .	660	629	31	11	11	..	..	..	4	..	..	..	7	..	97	93	4	3	..	68	4	..	..	22	..

Organized industry. Part I.—Summary

INDUSTRY	DIRECTIONAL & SUPERVISING STAFF																								
	TOTAL POPULATION ENGAGED						MANAGERS						SUPERVISING & TECHNICAL												
	PERSONS		PALESTINIAN		OTHERS		PERSONS		ARABS		JEWIS		OTHERS		PERSONS		ARABS		JEWIS		OTHERS				
	Males	Females	Males	Females	Males	Females	Males	Females	Males	Females	Males	Females	Males	Females	Males	Females	Males	Females	Males	Females	Males	Females			
I	2	3	4	5	6	7	8	9	10	11	12	13	14	15	16	17	18	19	20	21	22	23	24	25	26
MOSLEMS..	2,239	2,183	56	20	20	..	20	..	..	..	..	..	..	..	17	17	..	13	..	..	..	..	..	4	..
I. Quarries and hard rocks	27	27	..	..	..	..	..	..	..	..	..	..	..	..	..	..	..	..	..	..	..	..	..	..	..
II. Salt and extraction of bitumen from Dead Sea	174	174	..	..	..	..	..	..	..	..	..	..	..	..	..	..	..	..	..	..	..	..	..	..	..
III. Textile industries	438	432	6	9	9	..	9	..	..	..	..	..	..	..	2	2	..	1	..	..	..	..	..	..	..
IV. Leather industries	..	..	..	..	..	..	..	..	..	..	..	..	..	..	..	..	..	..	..	..	..	..	..	..	..
V. Wood industries	4	4	..	1	1	..	1	..	..	..	..	..	..	..	..	..	..	..	..	..	..	..	..	..	..
VI. Metal industries	36	36	..	..	..	..	..	..	..	..	..	..	..	..	1	1	..	1	..	..	..	..	..	..	..
VII. Ceramics (Brick and tile manufacture)	29	29	..	..	..	..	..	..	..	..	..	..	..	..	..	..	..	..	..	..	..	..	..	..	..
VIII. Chemical industries	167	167	..	5	5	..	5	..	..	..	..	..	..	..	1	1	..	1	..	..	..	..	..	..	..
IX. Food, drink and tobacco	940	592	48	4	4	..	4	..	..	..	..	..	..	..	7	7	..	7	..	..	..	..	..	..	..
X. Industries of dress and the toilet	4	4	..	..	..	..	..	..	..	..	..	..	..	..	..	..	..	..	..	..	..	..	..	..	..
XI. Furniture industries	..	..	..	..	..	..	..	..	..	..	..	..	..	..	..	..	..	..	..	..	..	..	..	..	..
XII. Industries connected with building	149	149	..	..	..	..	..	..	..	..	..	..	..	..	8	3	..	1	..	..	..	..	..	..	..
XIII. Construction of means of transport	439	438	1	..	..	..	..	..	..	..	..	..	..	..	1	1	..	1	..	..	..	..	..	..	..
XIV. Railway construction (Railway workshop)	3	3	..	..	..	..	..	..	..	..	..	..	..	..	..	..	..	..	..	..	..	..	..	..	..
XV. Printing and stationery	31	30	1	1	1	..	1	..	..	..	..	..	..	..	..	..	..	..	..	..	..	..	..	..	..
XVI. Production and transmission of physical forces (Electrical power stations, ice factories, etc.)	98	98	..	..	..	..	..	..	..	..	..	..	..	..	1	1	..	1	..	..	..	..	..	..	..
JEWIS ..	3,875	3,284	591	132	127	5	..	..	77	4	..	..	50	1	286	268	18	..	..	209	15	1	..	58	3
I. Quarries and hard rocks	30	29	1	3	3	..	..	..	3	..	..	..	..	..	9	8	1	..	..	7	..	..	..	1	1
II. Salt and extraction of bitumen from Dead Sea	280	276	4	3	3	..	..	..	2	..	..	..	..	..	41	41	..	..	..	30	..	..	..	11	..
III. Textile industries	355	157	198	..	..	..	..	..	..	..	..	..	..	..	20	12	8	..	..	10	6	1	..	..	..
IV. Leather industries	14	13	..	1	1	..	..	..	..	..	..	..	..	..	..	..	..	..	..	..	..	..	..	..	..
V. Wood industries	43	42	1	12	12	..	..	..	7	..	..	..	..	..	1	1	..	..	..	..	..	..	..	..	..
VI. Metal industries..	180	174	6	7	7	..	..	..	4	..	..	..	..	..	9	9	..	..	..	5	..	..	..	..	..
VII. Ceramics (Brick and tile manufacture)	144	110	34	6	6	..	..	..	3	..	..	..	..	..	5	4	1	..	..	3	1	..	..	..	..
VIII. Chemical industries	246	198	48	9	9	..	..	..	5	..	..	..	..	..	8	7	1	..	..	7	1	..	..	..	..
IX. Food, drink and tobacco	908	479	129	32	29	3	..	..	17	3	..	..	12	..	15	15	..	..	..	10	..	..	..	..	..
X. Industries of dress and the toilet	72	45	27	18	12	1	..	..	6	..	..	..	6	..	3	2	1	..	..	2	1	..	..	..	..
XI. Furniture industries	94	91	3	2	2	..	..	..	1	..	..	..	1	..	..	..	..	..	..	..	..	..	..	..	..
XII. Industries connected with building	252	242	10	4	4	..	..	..	3	..	..	..	..	..	17	16	1	..	..	13	1	..	..	..	..
XIII. Construction of means of transport	227	216	11	4	4	..	..	..	3	..	..	..	..	..	24	23	1	..	..	19	1	..	..	..	..
XIV. Railway construction (Railway workshop)	249	243	6	4	4	..	..	..	4	..	..	..	..	..	1	1	..	..	..	..	..	..	..	..	..
XV. Printing and stationery	550	469	81	23	22	1	..	..	15	1	..	..	7	..	41	41	..	..	..	34	..	..	..	..	..
XVI. Production and transmission of physical forces (Electrical power stations, ice factories, etc.)	531	500	31	9	9	..	..	..	4	..	..	..	5	..	92	88	4	..	..	68	4	..	..	20	..









TABLE XXI.  
Organized industry. Part II.—Details for districts.

INDUSTRY	TOTAL POPULATION ENGAGED			MANAGERS												SUPERVISING & TECHNICAL														
	PERSONS	Males	Females	PERSONS						PALESTINIAN						PERSONS						PALESTINIAN								
				ARABS			JEW			OTHERS			ARABS			JEW			OTHERS			ARABS			JEW			OTHERS		
				Total	Males	Females	Males	Females	Males	Males	Females	Males	Males	Females	Males	Males	Females	Males	Males	Females	Males	Males	Females	Males	Males	Females	Males	Males	Females	Males
2	3	4	5	6	7	8	9	10	11	12	13	14	15	16	17	18	19	20	21	22	23	24	25	26						
I SOUTHERN DISTRICT .. .. .	2,587	2,141	446	67	65	2	23	..	26	2	..	16	..	70	65	6	6	..	40	3	..	..	..	20	2					
I. Quarries and hard rocks .. .. .	1	..	..	..	..	..	..	..	..	..	..	..	..	..	..	..	..	..	..	..	..	..	..	..	..					
II. Salt and extraction of bitumen from Dead Sea .. .. .	28	28	..	..	..	..	..	..	..	..	..	..	..	..	..	..	..	..	..	..	..	..	..	..	..					
III. Textile industries .. .. .	788	552	181	9	9	..	9	..	..	..	..	..	..	9	1	2	..	..	..	..	..	..	..	..	..					
IV. Leather industries .. .. .	18	12	1	1	1	..	..	..	..	..	..	1	..	..	..	..	..	..	..	..	..	..	..	..	..					
V. Wood industries .. .. .	6	5	1	1	1	..	..	..	..	..	..	..	..	..	..	..	..	..	..	..	..	..	..	..	..					
VI. Metal industries .. .. .	210	202	8	2	2	..	..	..	..	..	..	2	..	9	8	1	1	..	..	2	..	..	..	..	..					
VII. Ceramics (Brick and tile manufacture) .. .. .	154	124	30	2	2	..	..	..	..	..	..	..	..	5	4	1	1	..	..	3	1	..	..	..	..					
VIII. Chemical industries .. .. .	95	89	6	8	8	..	5	..	2	..	..	1	..	..	..	..	..	..	..	..	..	..	..	..	..					
IX. Food, drink and tobacco .. .. .	417	306	111	90	19	1	7	..	7	1	..	5	..	6	5	..	..	..	..	2	..	..	..	..	..					
X. Industries of dress and the toilet .. .. .	45	29	16	2	2	..	..	..	..	2	..	..	..	..	1	1	..	..	..	1	..	..	..	..	..					
XI. Furniture industries .. .. .	65	62	3	1	1	..	..	..	..	1	..	..	..	..	..	..	..	..	..	..	..	..	..	..	..					
XII. Industries connected with building .. .. .	43	43	..	..	..	..	..	..	..	..	..	..	..	3	3	..	..	..	..	..	..	..	..	..	..					
XIII. Construction of means of transport .. .. .	45	38	7	2	2	..	..	..	..	1	..	1	..	2	2	..	..	..	..	..	..	..	..	..	..					
XIV. Railway construction (Railway workshop) .. .. .	235	235	..	4	4	..	..	..	..	3	..	1	..	1	1	..	..	..	..	..	..	..	..	..	..					
XV. Printing and stationery .. .. .	290	245	75	11	10	1	1	..	6	1	..	3	..	29	29	..	..	..	..	25	..	..	..	..	..					
XVI. Production and transmission of physical forces (Electrical power stations, ice factories, etc.) .. .. .	177	170	7	4	4	..	..	..	2	..	..	2	..	11	10	1	1	..	..	6	1	..	..	..	..					

**TABLE XXI.**  
**Organized industry. Part II.—Details for districts.**

INDUSTRY	TOTAL POPULATION ENGAGED			DIRECTIONAL & SUPERVISING STAFF																					
	Persons	Males	Females	MANAGERS						SUPERVISING & TECHNICAL															
				PERSONS			PALESTINIAN			PERSONS			PALESTINIAN												
				Total	Males	Females	ARABS	Jews	OTHERS	ARABS	Jews	OTHERS	ARABS	Jews	OTHERS										
5	6	7	8	9	10	11	12	13	14	15	16	17	18	19	20	21	22	23	24	25	26				
<b>I</b>	<b>2</b>	<b>3</b>	<b>4</b>	<b>5</b>	<b>6</b>	<b>7</b>	<b>8</b>	<b>9</b>	<b>10</b>	<b>11</b>	<b>12</b>	<b>13</b>	<b>14</b>	<b>15</b>	<b>16</b>	<b>17</b>	<b>18</b>	<b>19</b>	<b>20</b>	<b>21</b>	<b>22</b>	<b>23</b>	<b>24</b>	<b>25</b>	<b>26</b>
<b>MOSLEMS</b>	<b>616</b>	<b>610</b>	<b>6</b>	<b>18</b>	<b>18</b>	<b>18</b>	<b>18</b>								<b>7</b>	<b>7</b>		<b>4</b>						<b>3</b>	
I. Quarries and hard rocks	..	..	..	..	..	..	..	..	..	..	..	..	..	..	..	..	..	..	..	..	..	..	..	..	..
II. Salt and extraction of bitumen from Dead Sea	..	..	..	..	..	..	..	..	..	..	..	..	..	..	..	..	..	..	..	..	..	..	..	..	..
III. Textile industries	428	422	6	9	9	9	9	9	9	9	9	9	9	9	9	9	9	9	9	9	9	9	9	9	9
IV. Leather industries	..	..	..	..	..	..	..	..	..	..	..	..	..	..	..	..	..	..	..	..	..	..	..	..	..
V. Wood industries	4	4	4	4	4	4	4	4	4	4	4	4	4	4	4	4	4	4	4	4	4	4	4	4	4
VI. Metal industries	35	35	35	35	35	35	35	35	35	35	35	35	35	35	35	35	35	35	35	35	35	35	35	35	35
VII. Ceramics (Brick and tile manufacture)	21	21	21	21	21	21	21	21	21	21	21	21	21	21	21	21	21	21	21	21	21	21	21	21	21
VIII. Chemical industries	31	31	31	31	31	31	31	31	31	31	31	31	31	31	31	31	31	31	31	31	31	31	31	31	31
IX. Food, drink and tobacco	67	67	67	67	67	67	67	67	67	67	67	67	67	67	67	67	67	67	67	67	67	67	67	67	67
X. Industries of dress and the toilet	4	4	4	4	4	4	4	4	4	4	4	4	4	4	4	4	4	4	4	4	4	4	4	4	4
XI. Furniture industries	..	..	..	..	..	..	..	..	..	..	..	..	..	..	..	..	..	..	..	..	..	..	..	..	..
XII. Industries connected with building	6	6	6	6	6	6	6	6	6	6	6	6	6	6	6	6	6	6	6	6	6	6	6	6	6
XIII. Construction of means of transport	2	2	2	2	2	2	2	2	2	2	2	2	2	2	2	2	2	2	2	2	2	2	2	2	2
XIV. Railway construction (Railway workshop)	1	1	1	1	1	1	1	1	1	1	1	1	1	1	1	1	1	1	1	1	1	1	1	1	1
XV. Printing and stationery	10	10	10	10	10	10	10	10	10	10	10	10	10	10	10	10	10	10	10	10	10	10	10	10	10
XVI. Production and transmission of physical forces (Electrical power stations, ice factories, etc.)	7	7	7	7	7	7	7	7	7	7	7	7	7	7	7	7	7	7	7	7	7	7	7	7	7
<b>Jews</b>	<b>1,811</b>	<b>1,379</b>	<b>432</b>	<b>36</b>	<b>34</b>	<b>2</b>			<b>26</b>	<b>2</b>			<b>8</b>		<b>54</b>	<b>50</b>	<b>4</b>			<b>40</b>	<b>3</b>			<b>10</b>	<b>1</b>
I. Quarries and hard rocks	1	1	1	1	1	1	1	1	1	1	1	1	1	1	1	1	1	1	1	1	1	1	1	1	1
II. Salt and extraction of bitumen from Dead Sea	27	27	27	27	27	27	27	27	27	27	27	27	27	27	27	27	27	27	27	27	27	27	27	27	27
III. Textile industries	301	127	174	1	1	1	1	1	1	1	1	1	1	1	1	1	1	1	1	1	1	1	1	1	1
IV. Leather industries	13	12	1	1	1	1	1	1	1	1	1	1	1	1	1	1	1	1	1	1	1	1	1	1	1
V. Wood industries	2	2	2	2	2	2	2	2	2	2	2	2	2	2	2	2	2	2	2	2	2	2	2	2	2
VI. Metal industries	186	120	66	1	1	1	1	1	1	1	1	1	1	1	1	1	1	1	1	1	1	1	1	1	1
VII. Ceramics (Brick and tile manufacture)	122	92	30	2	2	2	2	2	2	2	2	2	2	2	2	2	2	2	2	2	2	2	2	2	2
VIII. Chemical industries	45	39	6	3	3	3	3	3	3	3	3	3	3	3	3	3	3	3	3	3	3	3	3	3	3
IX. Food, drink and tobacco	320	211	109	10	9	1	1	1	7	1	1	1	2	1	8	3	1	1	2	1	2	1	1	1	1
X. Industries of dress and the toilet	39	24	15	2	2	2	2	2	2	2	2	2	2	2	2	2	2	2	2	2	2	2	2	2	2
XI. Furniture industries	65	62	3	1	1	1	1	1	1	1	1	1	1	1	1	1	1	1	1	1	1	1	1	1	1
XII. Industries connected with building	37	37	6	..	..	..	..	..	..	..	..	..	..	..	..	..	..	..	..	..	..	..	..	..	..
XIII. Construction of means of transport	33	27	6	3	3	3	3	3	3	3	3	3	3	3	3	3	3	3	3	3	3	3	3	3	3
XIV. Railway construction (Railway workshop)	228	229	..	3	3	3	3	3	3	3	3	3	3	3	3	3	3	3	3	3	3	3	3	3	3
XV. Printing and stationery	289	215	74	9	8	1	1	1	6	1	1	1	2	1	28	28	1	1	25	6	1	1	1	1	1
XVI. Production and transmission of physical forces (Electrical power stations, ice factories, etc.)	162	155	7	3	3	3	3	3	2	2	2	2	1	1	8	7	1	1	6	1	1	1	1	1	1





TABLE XXI.

Organized industry. Part II.—Details for districts.

INDUSTRY	CLERICAL STAFF														OPERATIVES																			
	CLERICAL							UNDER 17 YEARS							17 YEARS & OVER																			
	PERSONS			PALESTINIAN			OTHERS			PERSONS			ARABS			JEWIS			OTHERS			PERSONS			ARABS			JEWIS			OTHERS			
	Total	Males	Females	Males	Females	Males	Females	Males	Females	Males	Females	Males	Females	Total	Males	Females	Males	Females	Males	Females	Total	Males	Females	Males	Females	Total	Males	Females	Males	Females				
<b>I</b>	27	28	29	30	31	32	33	34	35	36	37	38	39	40	41	42	43	44	45	46	47	48	49	50	51	52	53	54	55	56	57	58	59	
Moslems	13	13	13	13	13	13	13	13	13	13	13	13	13	13	13	13	13	13	13	13	13	13	13	13	13	13	13	13	13	13	13	13	13	
I. Quarries and hard rocks	..	..	..	..	..	..	..	..	..	..	..	..	..	..	..	..	..	..	..	..	..	..	..	..	..	..	..	..	..	..	..	..	..	
II. Salt and extraction of bitumen from Dead Sea	..	..	..	..	..	..	..	..	..	..	..	..	..	..	..	..	..	..	..	..	..	..	..	..	..	..	..	..	..	..	..	..	..	
III. Textile industries	..	..	..	..	..	..	..	..	..	..	..	..	..	..	..	..	..	..	..	..	..	..	..	..	..	..	..	..	..	..	..	..	..	
IV. Leather industries	..	..	..	..	..	..	..	..	..	..	..	..	..	..	..	..	..	..	..	..	..	..	..	..	..	..	..	..	..	..	..	..	..	..
V. Wood industries	..	..	..	..	..	..	..	..	..	..	..	..	..	..	..	..	..	..	..	..	..	..	..	..	..	..	..	..	..	..	..	..	..	..
VI. Metal industries	..	..	..	..	..	..	..	..	..	..	..	..	..	..	..	..	..	..	..	..	..	..	..	..	..	..	..	..	..	..	..	..	..	..
VII. Ceramics (Brick and tile manufacture)	..	..	..	..	..	..	..	..	..	..	..	..	..	..	..	..	..	..	..	..	..	..	..	..	..	..	..	..	..	..	..	..	..	..
VIII. Chemical industries	..	..	..	..	..	..	..	..	..	..	..	..	..	..	..	..	..	..	..	..	..	..	..	..	..	..	..	..	..	..	..	..	..	..
IX. Food, drink and tobacco	..	..	..	..	..	..	..	..	..	..	..	..	..	..	..	..	..	..	..	..	..	..	..	..	..	..	..	..	..	..	..	..	..	..
X. Industries of dress and the toilet	..	..	..	..	..	..	..	..	..	..	..	..	..	..	..	..	..	..	..	..	..	..	..	..	..	..	..	..	..	..	..	..	..	..
XI. Furniture industries	..	..	..	..	..	..	..	..	..	..	..	..	..	..	..	..	..	..	..	..	..	..	..	..	..	..	..	..	..	..	..	..	..	..
XII. Industries connected with building	..	..	..	..	..	..	..	..	..	..	..	..	..	..	..	..	..	..	..	..	..	..	..	..	..	..	..	..	..	..	..	..	..	..
XIII. Construction of means of transport	..	..	..	..	..	..	..	..	..	..	..	..	..	..	..	..	..	..	..	..	..	..	..	..	..	..	..	..	..	..	..	..	..	..
XIV. Railway construction (Railway workshop)	..	..	..	..	..	..	..	..	..	..	..	..	..	..	..	..	..	..	..	..	..	..	..	..	..	..	..	..	..	..	..	..	..	..
XV. Printing and stationery	..	..	..	..	..	..	..	..	..	..	..	..	..	..	..	..	..	..	..	..	..	..	..	..	..	..	..	..	..	..	..	..	..	..
XVI. Production and transmission of physical forces (Electrical power stations, ice factories, etc.)	..	..	..	..	..	..	..	..	..	..	..	..	..	..	..	..	..	..	..	..	..	..	..	..	..	..	..	..	..	..	..	..	..	..
Jews	222	191	31	..	..	130	18	..	..	61	13	51	21	30	..	..	10	16	..	..	11	14	1,448	1,083	366	..	630	124	..	..	453	241	..	
I. Quarries and hard rocks	..	..	..	..	..	..	..	..	..	..	..	..	..	..	..	..	..	..	..	..	..	..	..	..	..	..	..	..	..	..	..	..	..	..
II. Salt and extraction of bitumen from Dead Sea	..	..	..	..	..	..	..	..	..	..	..	..	..	..	..	..	..	..	..	..	..	..	..	..	..	..	..	..	..	..	..	..	..	..
III. Textile industries	..	..	..	..	..	..	..	..	..	..	..	..	..	..	..	..	..	..	..	..	..	..	..	..	..	..	..	..	..	..	..	..	..	..
IV. Leather industries	..	..	..	..	..	..	..	..	..	..	..	..	..	..	..	..	..	..	..	..	..	..	..	..	..	..	..	..	..	..	..	..	..	..
V. Wood industries	..	..	..	..	..	..	..	..	..	..	..	..	..	..	..	..	..	..	..	..	..	..	..	..	..	..	..	..	..	..	..	..	..	..
VI. Metal industries	..	..	..	..	..	..	..	..	..	..	..	..	..	..	..	..	..	..	..	..	..	..	..	..	..	..	..	..	..	..	..	..	..	..
VII. Ceramics (Brick and tile manufacture)	..	..	..	..	..	..	..	..	..	..	..	..	..	..	..	..	..	..	..	..	..	..	..	..	..	..	..	..	..	..	..	..	..	..
VIII. Chemical industries	..	..	..	..	..	..	..	..	..	..	..	..	..	..	..	..	..	..	..	..	..	..	..	..	..	..	..	..	..	..	..	..	..	..
IX. Food, drink and tobacco	..	..	..	..	..	..	..	..	..	..	..	..	..	..	..	..	..	..	..	..	..	..	..	..	..	..	..	..	..	..	..	..	..	..
X. Industries of dress and the toilet	..	..	..	..	..	..	..	..	..	..	..	..	..	..	..	..	..	..	..	..	..	..	..	..	..	..	..	..	..	..	..	..	..	..
XI. Furniture industries	..	..	..	..	..	..	..	..	..	..	..	..	..	..	..	..	..	..	..	..	..	..	..	..	..	..	..	..	..	..	..	..	..	..
XII. Industries connected with building	..	..	..	..	..	..	..	..	..	..	..	..	..	..	..	..	..	..	..	..	..	..	..	..	..	..	..	..	..	..	..	..	..	..
XIII. Construction of means of transport	..	..	..	..	..	..	..	..	..	..	..	..	..	..	..	..	..	..	..	..	..	..	..	..	..	..	..	..	..	..	..	..	..	..
XIV. Railway construction (Railway workshop)	..	..	..	..	..	..	..	..	..	..	..	..	..	..	..	..	..	..	..	..	..	..	..	..	..	..	..	..	..	..	..	..	..	..
XV. Printing and stationery	..	..	..	..	..	..	..	..	..	..	..	..	..	..	..	..	..	..	..	..	..	..	..	..	..	..	..	..	..	..	..	..	..	..
XVI. Production and transmission of physical forces (Electrical power stations, ice factories, etc.)	..	..	..	..	..	..	..	..	..	..	..	..	..	..	..	..	..	..	..	..	..	..	..	..	..	..	..	..	..	..	..	..	..	..
Total	33	30	3	..	..	21	..	..	..	9	3	1	1	..	..	..	..	..	..	..	..	..	117	114	3	..	72	..	..	..	42	3	..	









TABLE XXI.  
Organized industry. Part II.—Details for districts.

INDUSTRY	OPERATIVES																																						
	CLERICAL STAFF									17 YEARS & OVER																													
	CLERICAL									UNDER 17 YEARS				PERSONS					PALESTINIAN				OTHERS																
	Total	Males		Females		Total	Males		Females		Total	Males		Females		Total	Males		Females		Total	Males		Females															
27		28	29	30	31		32	33	34	35		36	37	38	39		40	41	42	43		44	45	46	47	48	49	50	51	52	53	54	55	56	57	58	59		
131	116	15	29	1	58	12	4	...	25	2	13	11	2	5	...	1	...	...	...	...	5	2	934	881	53	224	4	316	23	6	318	9							
...	...	...	...	...	...	...	...	...	...	...	...	...	...	...	...	...	...	...	...	...	...	...	...	...	...	...	...	...	...	...	...	...	...	...					
19	18	1	2	...	10	...	...	...	6	1	...	...	...	...	...	...	...	...	...	...	...	...	...	...	...	...	...	...	...	...	...	...	...	...					
3	2	1	...	...	2	1	...	...	...	...	...	...	...	...	...	...	...	...	...	...	...	...	...	...	...	...	...	...	...	...	...	...	...	...	...				
1	1	...	...	...	1	...	...	...	...	...	...	...	...	...	...	...	...	...	...	...	...	...	...	...	...	...	...	...	...	...	...	...	...	...	...				
1	1	...	...	...	1	...	...	...	...	...	...	...	...	...	...	...	...	...	...	...	...	...	...	...	...	...	...	...	...	...	...	...	...	...	...	...			
1	1	...	...	...	...	...	...	...	...	...	...	...	...	...	...	...	...	...	...	...	...	...	...	...	...	...	...	...	...	...	...	...	...	...	...	...			
...	...	...	...	...	...	...	...	...	...	...	...	...	...	...	...	...	...	...	...	...	...	...	...	...	...	...	...	...	...	...	...	...	...	...	...	...	...		
2	2	...	...	...	2	...	...	...	...	...	...	...	...	...	...	...	...	...	...	...	...	...	...	...	...	...	...	...	...	...	...	...	...	...	...	...	...		
28	26	2	6	...	12	2	3	...	5	...	2	1	1	1	...	...	...	...	...	...	...	...	...	...	...	...	...	...	...	...	...	...	...	...	...	...			
2	1	1	...	...	1	1	...	...	...	...	...	...	...	...	...	...	...	...	...	...	...	...	...	...	...	...	...	...	...	...	...	...	...	...	...	...	...		
...	...	...	...	...	...	...	...	...	...	...	...	...	...	...	...	...	...	...	...	...	...	...	...	...	...	...	...	...	...	...	...	...	...	...	...	...	...	...	
2	2	...	...	...	2	...	...	...	...	...	...	...	...	...	...	...	...	...	...	...	...	...	...	...	...	...	...	...	...	...	...	...	...	...	...	...	...	...	
...	...	...	...	...	...	...	...	...	...	...	...	...	...	...	...	...	...	...	...	...	...	...	...	...	...	...	...	...	...	...	...	...	...	...	...	...	...	...	...
20	17	3	13	...	1	3	...	...	3	...	...	...	...	...	...	...	...	...	...	...	...	...	...	...	...	...	...	...	...	...	...	...	...	...	...	...	...	...	
38	34	4	5	1	23	2	1	...	5	1	8	8	2	2	...	1	...	...	...	...	...	...	...	...	...	...	...	...	...	...	...	...	...	...	...	...	...		
14	11	3	3	...	3	3	...	...	5	...	1	1	...	...	...	...	...	...	...	...	...	...	...	...	...	...	...	...	...	...	...	...	...	...	...	...	...	...	

XVI. Production and transmission of physical forces  
(Electrical power stations, ice factories, etc.)





**TABLE XXI.**  
Organized industry. Part II.—Details for districts.

INDUSTRY	TOTAL POPULATION ENGAGED			DIRECTIONAL & SUPERVISING STAFF												SUPERVISING & TECHNICAL											
	PERSONS	Males	Females	MANAGERS						PERSONS						PALESTINIAN						OTHERS					
				PERSONS			PALESTINIAN			PERSONS			ARABS			JEWIS			OTHERS			Males	Females				
				Total	Males	Females	Total	Males	Females	Total	Males	Females	Total	Males	Females	Total	Males	Females									
2	3	4	5	6	7	8	9	10	11	12	13	14	15	16	17	18	19	20	21	22	23	24	25	26			
I																											
NORTHERN DISTRICT .. .. .	3,151	2,981	170	103	102	1	7	...	42	...	1	...	52	1	205	195	10	6	...	125	8	5	...	59	2		
I. Quarries and hard rocks .. .. .	66	65	1	6	6	...	1	...	3	...	...	...	2	...	11	10	1	...	...	7	...	...	...	...	3	1	
II. Salt and extraction of bitumen from Dead Sea .. .. .	14	14	...	1	1	...	...	...	1	...	...	...	...	...	7	7	...	...	...	6	...	...	...	1	...	...	
III. Textile industries .. .. .	22	18	4	...	...	...	...	...	...	...	...	...	...	...	5	2	3	...	...	...	1	2	1	...	...	1	...
IV. Leather industries .. .. .	...	...	...	...	...	...	...	...	...	...	...	...	...	...	...	...	...	...	...	...	...	...	...	...	...	...	...
V. Wood industries .. .. .	28	28	...	12	12	...	...	...	7	...	...	...	5	...	...	...	...	...	...	...	...	...	...	...	...	...	...
VI. Metal industries .. .. .	47	47	...	6	6	...	...	...	4	...	...	...	2	...	5	5	...	...	...	3	...	...	...	2	...	...	
VII. Ceramics (Brick and tile manufacture) .. .. .	32	28	4	4	4	...	...	...	1	...	...	...	3	...	...	...	...	...	...	...	...	...	...	...	...	...	...
VIII. Chemical industries .. .. .	361	310	51	8	8	...	1	...	3	...	...	...	4	...	10	9	1	1	...	7	1	1	...	...	...	...	
IX. Food, drink and tobacco .. .. .	772	710	63	24	24	...	5	...	8	...	...	...	11	...	19	19	...	5	...	6	...	2	...	6	...	...	
X. Industries of dress and the toilet .. .. .	23	19	4	11	10	1	...	...	4	...	...	...	6	1	1	1	...	...	...	1	...	...	...	...	...	...	
XI. Furniture industries .. .. .	7	7	...	...	...	...	...	...	...	...	...	...	...	...	...	...	...	...	...	...	...	...	...	...	...	...	...
XII. Industries connected with building .. .. .	348	338	10	6	6	...	...	...	3	...	...	...	3	...	20	19	1	...	...	11	1	...	...	8	...	...	
XIII. Construction of means of transport .. .. .	867	859	8	7	7	...	...	...	2	...	1	...	4	...	27	26	1	...	...	19	1	1	...	6	...	...	
XIV. Railway construction (Railway workshop) .. .. .	85	25	...	5	5	...	...	...	1	...	...	...	4	...	14	14	...	...	...	...	...	...	...	14	...	...	
XV. Printing and stationery .. .. .	114	110	4	8	8	...	...	...	4	...	...	...	4	...	5	5	...	...	...	5	...	...	...	...	...	...	
XVI. Production and transmission of physical forces (Electrical power stations, ice factories, etc.) .. .. .	424	403	21	5	5	...	...	...	1	...	...	...	4	...	81	78	3	...	...	59	3	...	...	19	...	...	



































**TABLE XXI.**  
Organized industry. Part II.—Details for districts.

INDUSTRY	DIRECTIONAL & SUPERVISING STAFF																									
	TOTAL POPULATION ENGAGED			MANAGERS																						
	Persons	Males	Females	PERSONS			PALESTINIAN						OTHERS													
				Total	Males	Females	ARABS	Males	Females	JEW	Males	Females	OTHERS	Males	Females											
1	2	3	4	5	6	7	8	9	10	11	12	13	14	15	16	17	18	19	20	21	22	23	24	25	26	
JERUSALEM TOWN .. .. .	628	572	56	18	16	2	3	..	8	2	..	..	5	..	34	31	3	7	18	3	..	..	..	..	6	..
I. Quarries and hard rocks .. .. .	..	..	..	..	..	..	..	..	..	..	..	..	..	..	..	..	..	..	..	..	..	..	..	..	..	..
II. Salt and extraction of bitumen from Dead Sea .. .. .	28	24	4	2	2	..	..	..	1	..	..	..	1	..	4	4	..	..	1	..	..	..	..	..	3	..
III. Textile industries .. .. .	81	24	7	..	..	..	..	..	..	..	..	..	..	..	11	9	2	..	8	2	..	..	..	..	1	..
IV. Leather industries .. .. .	1	1	..	..	..	..	..	..	..	..	..	..	..	..	..	..	..	..	..	..	..	..	..	..	..	..
V. Wood industries .. .. .	14	14	..	..	..	..	..	..	..	..	..	..	..	..	..	1	1	..	..	..	..	..	..	..	..	..
VI. Metal industries .. .. .	10	10	..	..	..	..	..	..	..	..	..	..	..	..	..	..	..	..	..	..	..	..	..	..	..	..
VII. Ceramics (Brick and tile manufacture) .. .. .	19	14	5	..	..	..	..	..	..	..	..	..	..	..	..	..	..	..	..	..	..	..	..	..	..	..
VIII. Chemical industries .. .. .	18	13	..	..	..	..	..	..	..	..	..	..	..	..	..	..	..	..	..	..	..	..	..	..	..	..
IX. Food, drink and tobacco .. .. .	152	136	16	5	3	2	..	..	2	2	..	..	1	..	3	3	..	1	..	..	..	..	..	..	..	..
X. Industries of dress and the toilet .. .. .	12	4	8	..	..	..	..	..	..	..	..	..	..	..	1	..	1	..	..	..	..	..	..	..	..	..
XI. Furniture industries .. .. .	29	29	..	1	1	..	..	..	..	..	..	..	..	..	..	..	..	..	..	..	..	..	..	..	..	..
XII. Industries connected with building .. .. .	21	21	..	1	1	..	1	..	..	..	..	..	..	..	..	..	..	..	..	..	..	..	..	..	..	..
XIII. Construction of means of transport .. .. .	..	..	..	..	..	..	..	..	..	..	..	..	..	..	..	..	..	..	..	..	..	..	..	..	..	..
XIV. Railway construction (Railway workshop) .. .. .	36	30	6	1	1	1	1	..	..	..	..	..	..	..	2	2	..	2	..	..	..	..	..	..	..	..
XV. Printing and stationery .. .. .	221	213	8	7	7	..	1	..	5	..	..	..	1	..	8	8	..	2	4	..	..	..	..	..	2	..
XVI. Production and transmission of physical forces (Electrical power stations, ice factories, etc.) .. .. .	41	39	2	1	1	..	..	..	..	..	..	..	1	..	4	4	..	2	2	2	..	..	..	..	..	..











TABLE XXI.  
Organized industry. Part II.—Details for districts.

INDUSTRY	TOTAL POPULATION ENGAGED												DIRECTIONAL & SUPERVISING STAFF													
	PERSONS			MALES			FEMALES			PERSONS			OTHERS			MANAGERS			SUPERVISING & TECHNICAL							
	2	3	4	5	6	7	8	9	ARABS		JEW		OTHERS		16	17	18	ARABS		JEW		OTHERS				
									Males	Females	Males	Females	Males	Females				Males	Females	Males	Females	Males	Females			
1	2	3	4	5	6	7	8	9	10	11	12	13	14	15	16	17	18	19	20	21	22	23	24	25	26	
HAIFA TOWN .. .. .	1,881	1,760	121	76	75	1	2	..	32	..	1	..	40	1	70	68	2	4	..	45	2	..	..	..	17	..
I. Quarries and hard rocks .. .. .	19	3	..	3	3	..	..	..	3	..	..	..	..	..	2	2	..	..	..	1	..	..	..	..	1	..
II. Salt and extraction of bitumen from Dead Sea .. .. .	3	3	..	..	..	..	..	..	..	..	..	..	..	..	..	..	..	..	..	..	..	..	..	..	..	..
III. Textile industries .. .. .	1	1	..	..	..	..	..	..	..	..	..	..	..	..	..	..	..	..	..	..	..	..	..	..	..	..
IV. Leather industries .. .. .	..	..	..	..	..	..	..	..	..	..	..	..	..	..	..	..	..	..	..	..	..	..	..	..	..	..
V. Wood industries .. .. .	28	28	..	12	12	..	..	..	7	..	..	..	5	..	..	..	..	..	..	..	..	..	..	..	..	..
VI. Metal industries .. .. .	39	39	..	6	6	..	..	..	4	..	..	..	2	..	4	4	..	..	..	2	..	..	..	..	..	..
VII. Ceramics (Brick and tile manufacture) .. .. .	24	21	3	4	4	..	..	..	1	..	..	..	3	..	..	..	..	..	..	..	..	..	..	..	2	..
VIII. Chemical industries .. .. .	174	143	31	7	7	..	..	..	3	..	..	..	4	..	6	5	1	..	..	5	1	..	..	..	..	..
IX. Food, drink and tobacco .. .. .	683	621	62	18	18	..	2	..	5	..	..	..	11	..	16	16	..	4	..	5	..	..	..	..	..	..
X. Industries of dress and the toilet .. .. .	19	18	1	11	10	1	..	..	4	..	..	..	6	1	1	1	..	..	..	1	..	..	..	..	..	5
XI. Furniture industries .. .. .	3	3	..	..	..	..	..	..	..	..	..	..	..	..	..	..	..	..	..	..	..	..	..	..	..	..
XII. Industries connected with building .. .. .	69	67	2	3	3	..	..	..	2	..	..	..	1	..	2	2	..	..	..	..	..	..	..	..	..	..
XIII. Construction of means of transport .. .. .	601	594	7	6	6	..	..	..	2	..	1	..	3	..	96	25	1	..	..	19	1	..	..	..	6	..
XIV. Railway construction (Railway workshop) .. .. .	4	4	..	..	..	..	..	..	..	..	..	..	..	..	..	..	..	..	..	..	..	..	..	..	..	..
XV. Printing and stationery .. .. .	42	38	4	3	3	..	..	..	1	..	..	..	2	..	..	..	..	..	..	..	..	..	..	..	..	..
XVI. Production and transmission of physical forces (Electrical power stations, ice factories, etc.) .. .. .	172	161	11	3	3	..	..	..	..	..	..	..	3	..	13	13	..	..	..	10	..	..	..	..	3	..

TABLE XXI.

## Organized industry. Part II.—Details for districts.

INDUSTRY	DIRECTIONAL & SUPERVISING STAFF																								
	TOTAL POPULATION ENGAGED						MANAGERS						SUPERVISING & TECHNICAL												
	PERSONS			PERSONS			PALESTINIAN			OTHERS			PERSONS			PALESTINIAN			OTHERS						
	Males	Females	Total	Males	Females	Total	Males	Females	Total	Males	Females	Total	Males	Females	Total	Males	Females	Total	Males	Females	Total				
I	2	3	4	5	6	7	8	9	10	11	12	13	14	15	16	17	18	19	20	21	22	23	24	25	26
MOSLEMS	713	665	48	..	..	..	..	..	..	..	..	..	..	..	4	4	..	4	..	..	..	..	..	..	..
I. Quarries and hard rocks	..	..	..	..	..	..	..	..	..	..	..	..	..	..	..	..	..	..	..	..	..	..	..	..	..
II. Salt and extraction of bitumen from Dead Sea	..	..	..	..	..	..	..	..	..	..	..	..	..	..	..	..	..	..	..	..	..	..	..	..	..
III. Textile industries	..	..	..	..	..	..	..	..	..	..	..	..	..	..	..	..	..	..	..	..	..	..	..	..	..
IV. Leather industries	..	..	..	..	..	..	..	..	..	..	..	..	..	..	..	..	..	..	..	..	..	..	..	..	..
V. Wood industries	..	..	..	..	..	..	..	..	..	..	..	..	..	..	..	..	..	..	..	..	..	..	..	..	..
VI. Metal industries	1	1	..	..	..	..	..	..	..	..	..	..	..	..	..	..	..	..	..	..	..	..	..	..	..
VII. Ceramics (Brick and tile manufacture)	1	1	..	..	..	..	..	..	..	..	..	..	..	..	..	..	..	..	..	..	..	..	..	..	..
VIII. Chemical industries	3	3	..	..	..	..	..	..	..	..	..	..	..	..	..	..	..	..	..	..	..	..	..	..	..
IX. Food, drink and tobacco	504	456	48	..	..	..	..	..	..	..	..	..	..	..	4	4	..	4	..	..	..	..	..	..	..
X. Industries of dress and the toilet	..	..	..	..	..	..	..	..	..	..	..	..	..	..	..	..	..	..	..	..	..	..	..	..	..
XI. Furniture industries	..	..	..	..	..	..	..	..	..	..	..	..	..	..	..	..	..	..	..	..	..	..	..	..	..
XII. Industries connected with building	3	3	..	..	..	..	..	..	..	..	..	..	..	..	..	..	..	..	..	..	..	..	..	..	..
XIII. Construction of means of transport	184	184	..	..	..	..	..	..	..	..	..	..	..	..	..	..	..	..	..	..	..	..	..	..	..
XIV. Railway construction (Railway workshop)	..	..	..	..	..	..	..	..	..	..	..	..	..	..	..	..	..	..	..	..	..	..	..	..	..
XV. Printing and stationery	10	10	..	..	..	..	..	..	..	..	..	..	..	..	..	..	..	..	..	..	..	..	..	..	..
XVI. Production and transmission of physical forces (Electrical power stations, ice factories, etc.)	7	7	..	..	..	..	..	..	..	..	..	..	..	..	..	..	..	..	..	..	..	..	..	..	..
Jews	822	765	57	67	66	1	..	..	32	..	..	..	34	1	59	57	2	..	..	45	2	..	..	12	..
I. Quarries and hard rocks	19	19	..	3	3	..	..	..	3	..	..	..	..	..	2	2	..	..	..	1	..	..	..	1	..
II. Salt and extraction of bitumen from Dead Sea	3	3	..	..	..	..	..	..	..	..	..	..	..	..	..	..	..	..	..	..	..	..	..	..	..
III. Textile industries	1	1	..	..	..	..	..	..	..	..	..	..	..	..	..	..	..	..	..	..	..	..	..	..	..
IV. Leather industries	..	..	..	..	..	..	..	..	..	..	..	..	..	..	..	..	..	..	..	..	..	..	..	..	..
V. Wood industries	28	28	..	12	12	..	..	..	7	..	..	..	5	..	4	4	..	..	..	2	..	..	..	2	..
VI. Metal industries	38	38	..	6	6	..	..	..	4	..	..	..	..	..	..	..	..	..	..	..	..	..	..	..	..
VII. Ceramics (Brick and tile manufacture)	18	15	3	4	4	..	..	..	1	..	..	..	3	..	..	..	..	..	..	..	..	..	..	..	..
VIII. Chemical industries	156	125	31	6	6	..	..	..	3	..	..	..	8	..	6	6	..	..	..	5	1	..	..	..	..
IX. Food, drink and tobacco	98	93	3	13	13	..	..	..	5	..	..	..	8	..	7	7	..	..	..	5	..	..	..	..	..
X. Industries of dress and the toilet	18	17	1	11	10	1	..	..	4	..	..	..	6	..	1	1	..	..	..	1	..	..	..	..	..
XI. Furniture industries	3	3	..	3	3	..	..	..	..	..	..	..	..	..	..	..	..	..	..	..	..	..	..	..	..
XII. Industries connected with building	65	63	2	3	3	..	..	..	2	..	..	..	1	..	2	2	..	..	..	2	..	..	..	..	..
XIII. Construction of means of transport	193	188	5	3	3	..	..	..	2	..	..	..	1	..	24	23	1	..	..	19	1	..	..	..	..
XIV. Railway construction (Railway workshop)	3	3	..	3	3	..	..	..	..	..	..	..	2	..	..	..	..	..	..	..	..	..	..	..	..
XV. Printing and stationery	19	18	1	3	3	..	..	..	1	..	..	..	..	..	..	..	..	..	..	..	..	..	..	..	..
XVI. Production and transmission of physical forces (Electrical power stations, ice factories, etc.)	162	151	11	3	3	..	..	..	..	..	..	..	3	..	13	13	..	..	..	10	..	..	..	3	..









Appendix to Volume II. Census 1922.  
 Total population by religion, sex, district, sub-district and town—Urban and rural.  
 (Administrative divisions as at the date of the census 1931).

TOWN, DISTRICT AND SUB-DISTRICT	URBAN														
	ALL RELIGIONS			MOSLEMS			JEWS			CHRISTIANS			OTHERS		
	Persons	Males	Females	Persons	Males	Females	Persons	Males	Females	Persons	Males	Females	Persons	Males	Females
I	2	3	4	5	6	7	8	9	10	11	12	13	14	15	16
TOTAL POPULATION 1922 ..	757,182	387,118	370,064	590,890	301,108	289,782	83,794	43,860	39,934	73,024	36,491	36,533	9,474	5,659	3,315
PALESTINE.-Total Urban Population	264,317	136,931	127,386	139,074	73,424	65,650	68,622	35,174	33,448	55,043	27,166	27,877	1,578	1,167	411
SOUTHERN DISTRICT ..	91,947	48,627	43,320	61,366	32,142	29,224	20,351	11,211	9,140	10,208	5,255	4,953	22	19	3
Khan Yunis ..	2,880	1,839	2,051	2,868	1,826	2,040	1	1	...	23	12	11	...	...	...
Gaza ..	17,840	9,036	8,444	16,722	8,636	8,066	54	38	...	701	359	342	...	...	...
Majdal ..	5,097	2,534	2,519	5,064	2,545	2,519	...	...	...	33	18	15	...	...	...
Beersheba ..	2,356	1,348	1,008	2,012	1,126	886	...	...	...	285	146	89	...	...	...
Jaffa ..	82,524	41,359	38,165	80,621	41,110	38,511	5,087	2,803	2,284	6,808	3,441	3,367	...	...	...
Tel Aviv ..	15,185	78	8,326	15,065	44	34	15,065	8,272	6,793	42	10	32	...	...	...
Ramle ..	7,312	3,882	3,430	5,887	3,104	2,733	35	23	12	1,440	755	685	...	...	...
Lydda ..	8,108	4,274	3,829	7,166	3,751	3,415	11	9	2	928	514	412	...	...	...
JERUSALEM DISTRICT ..	92,018	47,043	44,975	30,471	16,651	13,820	34,410	16,892	17,518	26,642	13,007	13,635	495	493	2
Hebron ..	16,577	8,490	8,087	16,074	8,278	7,796	480	175	255	78	37	36	...	...	...
Beit Jala ..	3,101	1,380	1,721	41	27	14	...	...	...	3,060	1,353	1,707	...	...	...
Bethlehem ..	6,658	3,077	3,581	818	445	373	...	...	...	5,838	2,632	3,206	...	...	...
Jerusalem ..	62,578	32,611	29,967	13,413	7,804	5,609	33,971	16,713	17,258	14,689	7,601	7,098	...	...	...
Jericho ..	...	...	...	...	...	...	...	...	...	...	...	...	...	...	...
Ramallah ..	3,104	1,485	1,619	...	97	...	...	...	...	...	1,384	1,588	...	...	...
NORTHERN DISTRICT ..	80,352	41,261	39,091	47,237	24,631	22,606	13,861	7,071	6,790	18,193	8,904	9,289	1,061	655	406
Tulkarm ..	2,350	1,754	1,596	2,109	1,621	1,488	23	23	...	298	104	104	...	...	...
Nablus ..	15,947	8,116	7,831	15,238	7,733	7,505	16	16	...	544	291	253	...	...	...
Jenin ..	2,637	1,504	1,133	2,307	1,195	1,112	7	7	...	106	87	21	...	...	...
Nazareth ..	7,424	3,592	3,832	2,486	1,234	1,252	53	37	...	4,885	2,327	2,564	...	...	...
Beisan ..	1,941	1,052	889	1,687	900	787	41	35	...	213	117	96	...	...	...
Tiberias ..	6,950	3,411	3,539	2,096	1,031	1,031	4,487	2,143	2,284	493	200	222	...	...	...
Haifa ..	24,634	13,293	11,341	9,877	5,372	4,005	6,280	3,426	2,804	8,863	4,406	4,457	...	...	...
Acra ..	6,490	3,236	3,184	4,888	2,523	2,360	78	39	...	1,344	608	736	...	...	...
Shafa 'Amr ..	2,288	1,154	1,134	...	347	276	...	...	...	1,283	608	655	...	...	...
Safad ..	8,761	4,149	4,612	5,431	2,641	2,790	2,986	1,345	1,641	343	162	181	...	...	...

Appendix to Volume II. Census 1922.

Total population by religion, sex, district, sub-district and town—Urban and rural.  
(Administrative divisions as at the date of the census 1931).

TOWN, DISTRICT AND SUB-DISTRICT	RURAL														
	ALL RELIGIONS			MOSLEMS			JEWS			CHRISTIANS			OTHERS		
	Persons	Males	Females	Persons	Males	Females	Persons	Males	Females	Persons	Males	Females	Persons	Males	Females
<b>I</b>	17	18	19	20	21	22	23	24	25	26	27	28	29	30	31
<b>PALESTINE.—Total rural population</b>	<b>492,865</b>	<b>250,187</b>	<b>242,678</b>	<b>451,216</b>	<b>227,684</b>	<b>224,132</b>	<b>15,172</b>	<b>8,686</b>	<b>6,486</b>	<b>17,991</b>	<b>9,325</b>	<b>8,656</b>	<b>7,896</b>	<b>4,492</b>	<b>3,404</b>
<b>SOUTHERN DISTRICT</b>	<b>169,791</b>	<b>88,097</b>	<b>81,694</b>	<b>155,612</b>	<b>80,940</b>	<b>77,672</b>	<b>8,148</b>	<b>4,490</b>	<b>3,658</b>	<b>1,871</b>	<b>1,507</b>	<b>364</b>	<b>1,160</b>	<b>1,160</b>	...
Khan Yunis ..	...	...	...	...	...	...	...	...	...	...	...	...	...	...	...
Gaza ..	47,418	23,717	23,701	47,088	23,524	23,564	275	156	119	...	37	18	...	...	...
Majdal ..	...	...	...	...	...	...	...	...	...	...	...	...	...	...	...
Beerseba ..	71,108	36,195	34,914	71,108	36,195	34,913	...	...	...	...	...	...	...	...	...
Jaffa ..	17,605	9,196	8,409	18,194	6,726	6,468	3,986	2,258	1,728	485	212	213	...	...	...
Tel Aviv ..	...	...	...	...	...	...	...	...	...	...	...	...	...	...	...
Ramle ..	33,660	18,989	14,671	27,223	14,495	12,727	3,887	2,076	1,811	1,391	1,258	133	1,160	1,160	...
Lydda ..	...	...	...	...	...	...	...	...	...	...	...	...	...	...	...
<b>JERUSALEM DISTRICT</b>	<b>109,362</b>	<b>54,498</b>	<b>54,864</b>	<b>103,312</b>	<b>51,917</b>	<b>51,895</b>	<b>466</b>	<b>238</b>	<b>228</b>	<b>5,084</b>	<b>2,343</b>	<b>2,741</b>	...	...	...
Hebron ..	36,994	18,867	18,127	36,994	18,867	18,127	...	...	...	...	...	...	...	...	...
Beit Jala ..	...	...	...	...	...	...	...	...	...	...	...	...	...	...	...
Bethlehem ..	14,894	6,909	7,945	13,569	6,304	7,265	...	...	...	1,285	605	680	...	...	...
Jerusalem ..	23,694	14,309	14,385	27,487	13,777	13,660	480	235	225	797	297	500	...	...	...
Jericho ..	1,819	1,077	842	1,769	986	783	6	3	3	144	88	56	...	...	...
Ramallah ..	26,901	13,336	13,565	24,043	11,983	12,060	...	...	...	2,868	1,353	1,505	...	...	...
<b>NORTHERN DISTRICT</b>	<b>213,712</b>	<b>107,592</b>	<b>106,120</b>	<b>189,392</b>	<b>94,827</b>	<b>94,565</b>	<b>6,558</b>	<b>3,958</b>	<b>2,600</b>	<b>11,026</b>	<b>5,475</b>	<b>5,551</b>	<b>6,736</b>	<b>3,332</b>	<b>3,404</b>
Tulkarm ..	31,632	15,965	15,657	31,587	15,922	15,645	...	...	...	55	43	12	...	...	...
Nablus ..	40,748	20,349	20,399	40,296	20,102	20,104	...	...	...	541	246	295	...	...	...
Jenin ..	30,897	15,193	15,704	30,344	14,904	15,440	...	...	...	553	289	264	...	...	...
Nazareth ..	15,257	7,721	7,536	12,450	6,229	6,221	647	447	200	2,158	1,044	1,114	...	...	...
Beisan ..	8,738	4,628	4,111	7,986	4,160	3,835	659	419	240	84	49	35	...	...	...
Tiberias ..	18,771	7,027	6,744	10,385	5,181	5,204	1,812	1,026	786	894	465	429	680	...	...
Haifa ..	23,435	15,226	14,309	24,828	12,415	12,113	2,515	1,551	964	981	517	464	1,511	743	768
Accre ..	29,115	14,566	14,549	30,043	10,074	9,968	66	33	33	4,860	2,408	2,442	4,187	2,051	2,106
Shafa 'Amr ..	...	...	...	...	...	...	...	...	...	...	...	...	...	...	...
Safad ..	14,089	6,917	7,112	11,875	5,840	6,035	883	481	377	910	414	496	886	182	204

